


TMC 3 M1 122 0,4A - Thermal-magnetic device circuit breaker



0915292

<https://www.phoenixcontact.com/us/products/0915292>

Please be informed that the data shown in this PDF document is generated from our online catalog. Please find the complete data in the user documentation. Our general terms of use for downloads are valid.



Thermal-magnetic circuit breaker, 3-pos., normal blow, 1 N/O contact and 2 N/C contacts, with universal foot for mounting on NS 32 or NS 35

The figure shows version TMC 1 F1
100 1A

Commercial data

Item number	0915292
Packing unit	1 pc
Note	Made to order (non-returnable)
Sales key	NULL
Product key	CLA121
GTIN	4017918009977
Weight per piece (including packing)	186.56 g
Weight per piece (excluding packing)	186.56 g
Customs tariff number	85362010
Country of origin	DE

TMC 3 M1 122 0,4A - Thermal-magnetic device circuit breaker



0915292

<https://www.phoenixcontact.com/us/products/0915292>

Technical data

Product properties

Product type	Thermomagnetic device circuit breakers
Product family	TMC
Number of positions	3
Number of connections	4
Number of rows	2
Potentials	2

Insulation characteristics

Overvoltage category	III
Degree of pollution	3

Electrical properties

Fuse type	Automatic device
Maximum load current	1 A (for 6 mm ² conductor cross-section - main contact)
	1 A (for 6 mm ² conductor cross-section - auxiliary contact)
Rated surge voltage	4 kV
Switching capacity I _{CN}	400 A for nominal currents 0.2 - 5 A
	800 A for nominal currents 6 - 16 A

General

Fuse	M1 (normal blow)
Contact switching type	1 N/O contact
	2 N/C contacts

Connection data

Maximum load current	1 A (for 6 mm ² conductor cross-section - main contact)
	1 A (for 6 mm ² conductor cross-section - auxiliary contact)

Main contact

Connection method	Screw connection
Screw thread	M3
Tightening torque	0.6 ... 0.8 Nm
Stripping length	12 mm
Internal cylindrical gage	A3
Conductor cross-section rigid	0.2 mm ² ... 6 mm ²
Cross section AWG	24 ... 10 (converted acc. to IEC)
Conductor cross-section flexible	0.2 mm ² ... 4 mm ²
Conductor cross-section flexible (ferrule without plastic sleeve)	0.25 mm ² ... 4 mm ²
Flexible conductor cross-section (ferrule with plastic sleeve)	0.25 mm ² ... 2.5 mm ²
2 conductors with same cross section, rigid	0.2 mm ² ... 0.75 mm ²
2 conductors with same cross section, flexible	0.2 mm ² ... 0.75 mm ²
2 conductors with same cross section, flexible, with ferrule	0.25 mm ² ... 1 mm ²

TMC 3 M1 122 0,4A - Thermal-magnetic device circuit breaker



0915292

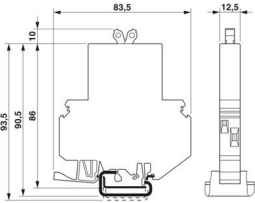
<https://www.phoenixcontact.com/us/products/0915292>

without plastic sleeve	
2 conductors with the same cross section, flexible, with TWIN ferrule with plastic sleeve	0.5 mm ² ... 2.5 mm ²
Nominal current	0.4 A
Nominal voltage	250 V AC
	65 V DC

Auxiliary contact

Connection method	Screw connection
Screw thread	M3
Tightening torque	0.6 ... 0.8 Nm
Stripping length	12 mm
Internal cylindrical gage	A1
Conductor cross-section rigid	0.2 mm ² ... 2.5 mm ²
Cross section AWG	24 ... 14 (converted acc. to IEC)
Conductor cross-section flexible	0.2 mm ² ... 1.5 mm ²
Conductor cross-section flexible (ferrule without plastic sleeve)	0.25 mm ² ... 2.5 mm ²
Flexible conductor cross-section (ferrule with plastic sleeve)	0.25 mm ² ... 1.5 mm ²
2 conductors with same cross section, rigid	0.2 m ² ... 0.75 m ²
2 conductors with same cross section, flexible	0.2 m ² ... 0.75 mm ²
2 conductors with same cross section, flexible, with ferrule without plastic sleeve	0.25 mm ² ... 0.5 mm ²
2 conductors with the same cross section, flexible, with TWIN ferrule with plastic sleeve	0.5 mm ² ... 0.75 mm ²
Nominal current	0.4 A
Nominal voltage	250 V AC
	65 V DC

Dimensions

Dimensional drawing	
Width	37.5 mm
Height	82.5 mm
Depth	96 mm

Material specifications

Flammability rating according to UL 94	V0
Insulating material group	I
Insulating material	PA-F

TMC 3 M1 122 0,4A - Thermal-magnetic device circuit breaker



0915292

<https://www.phoenixcontact.com/us/products/0915292>

Mechanical properties

Mechanical data

Open side panel	No
-----------------	----

Environmental and real-life conditions

Ambient conditions

Ambient temperature (operation)	-30 °C ... 60 °C
---------------------------------	------------------

Mounting

Mounting type	DIN rail: 35 mm
---------------	-----------------

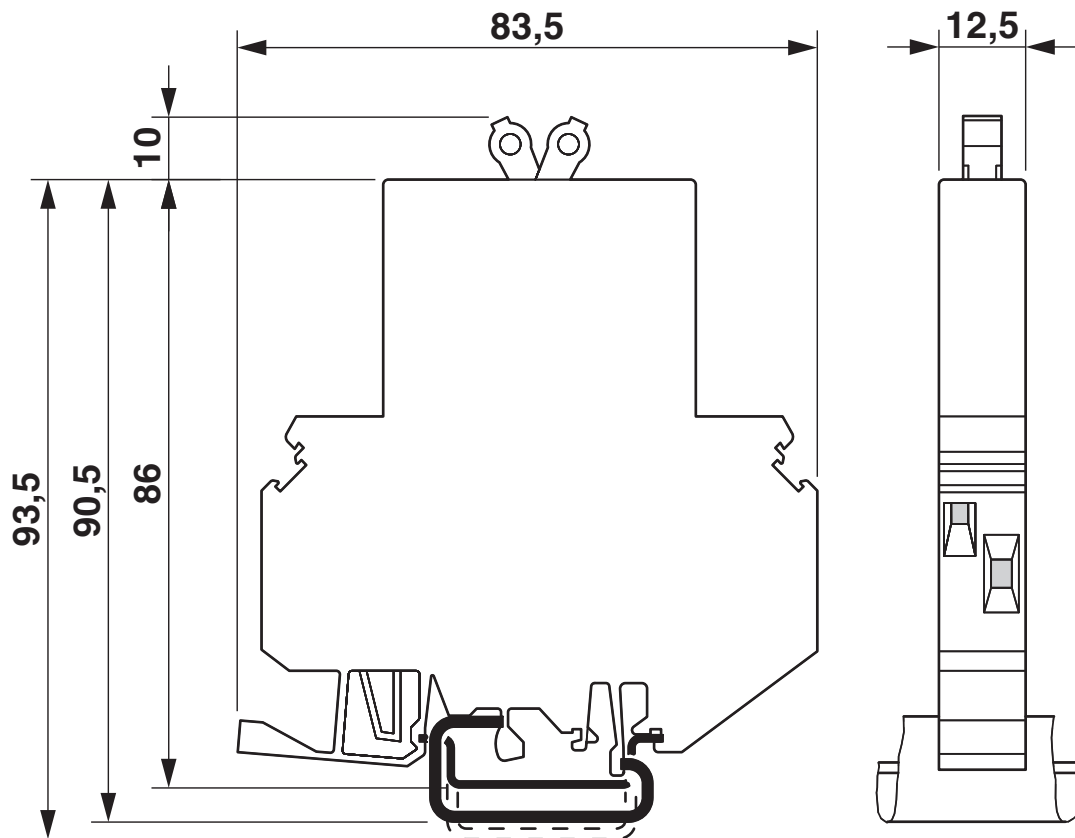
TMC 3 M1 122 0,4A - Thermal-magnetic device circuit breaker

0915292

<https://www.phoenixcontact.com/us/products/0915292>

Drawings

Dimensional drawing



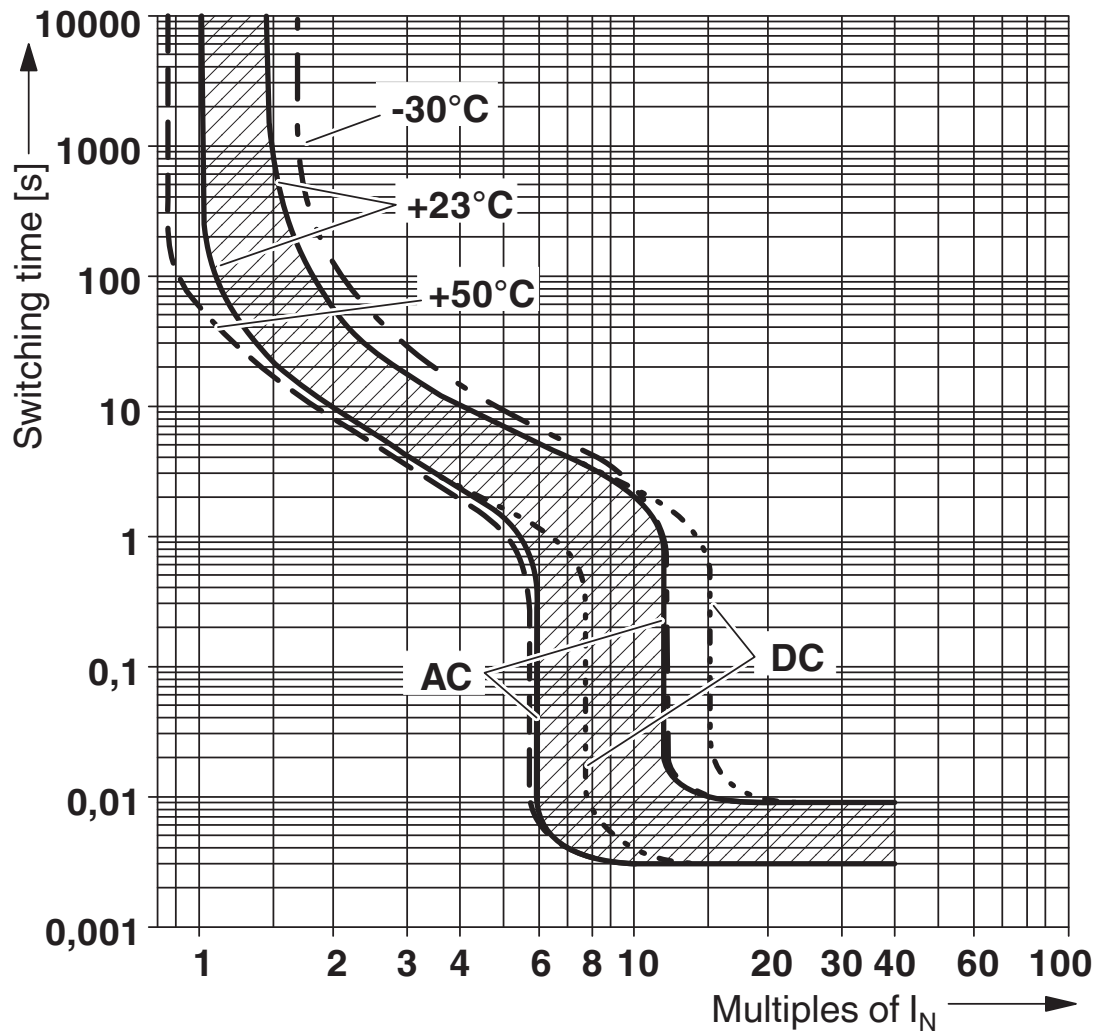
TMC 3 M1 122 0,4A - Thermal-magnetic device circuit breaker



0915292

<https://www.phoenixcontact.com/us/products/0915292>

Diagram



TMC 3 M1 122 0,4A - Thermal-magnetic device circuit breaker



0915292

<https://www.phoenixcontact.com/us/products/0915292>

Environmental product compliance

EU REACH SVHC

REACH candidate substance (CAS No.)	
-------------------------------------	--

	No substance above 0.1 wt%
--	----------------------------

Phoenix Contact 2026 © - all rights reserved

<https://www.phoenixcontact.com>

Phoenix Contact USA
586 Fulling Mill Road
Middletown, PA 17057, United States
(+717) 944-1300
info@phoenixcon.com