

# TMC 1 M1 100 8,0A - Thermal-magnetic device circuit breaker



0914510

<https://www.phoenixcontact.com/us/products/0914510>

Please be informed that the data shown in this PDF document is generated from our online catalog. Please find the complete data in the user documentation. Our general terms of use for downloads are valid.



Thermal-magnetic circuit breaker, 1-pos., normal blow, 1 N/O contact, with universal foot for mounting on NS 32 or NS 35

## Commercial data

|                                      |               |
|--------------------------------------|---------------|
| Item number                          | 0914510       |
| Packing unit                         | 6 pc          |
| Minimum order quantity               | 1 pc          |
| Sales key                            | CL04          |
| Product key                          | CLA121        |
| GTIN                                 | 4017918009199 |
| Weight per piece (including packing) | 63.2 g        |
| Weight per piece (excluding packing) | 63.2 g        |
| Customs tariff number                | 85362010      |
| Country of origin                    | DE            |

# TMC 1 M1 100 8,0A - Thermal-magnetic device circuit breaker



0914510

<https://www.phoenixcontact.com/us/products/0914510>

## Technical data

### Product properties

|                       |  |
|-----------------------|--|
| Product type          | Thermomagnetic device circuit breakers |
| Product family        | TMC                                    |
| Type                  | DIN rail module, one-piece             |
| Number of positions   | 1                                      |
| Number of connections | 4                                      |
| Number of rows        | 2                                      |
| No. of channels       | 1                                      |

### Insulation characteristics

|                      |    |
|----------------------|----|
| Overvoltage category | II |
| Degree of pollution  | 2  |

### Electrical properties

|           |                  |
|-----------|------------------|
| Fuse type | Automatic device |
|-----------|------------------|

### General

|   |                                       |
|---|---------------------------------------|
| Rated voltage                                   | 250 V AC                              |
|   | 65 V DC                               |
| Rated current $I_N$                             | 8 A                                   |
| Rated surge voltage                             | 2.5 kV                                |
| Insulation resistance $R_{iso}$                 | > 100 M $\Omega$ (500 V DC)           |
| Auxiliary circuit                               | 240 V AC / 1 A (Low-induction)        |
|   | 65 V AC / 1 A (Low-induction)         |
| Tripping method                                 | TM (thermal-magnetic)                 |
| Device resistance                               | 0.02 $\Omega$                         |
| Rated short-circuit switching capacity $I_{cn}$ | 800 A                                 |
|   | 2500 A (32 V DC)                      |
| Short-circuit switching capacity                | 5000 A (UL 1077: 277 V AC)            |
|   | 2000 A (UL 1077: 65 V DC)             |
| Dielectric strength                             | 3000 V AC (Actuation area)            |
|   | 3000 V AC (Main to auxiliary circuit) |
| Switching cycles, max.                          | 10000 (At $1 \times I_n$ , inductive) |
| Fuse  | M1 (normal blow)                      |
| Contact switching type                          | 1 N/O contact                         |

### Indicator/remote signaling

|                   |                        |
|-------------------|------------------------|
| Connection name   | Auxiliary contact      |
| Operating voltage | 240 V AC               |
|                   | 65 V DC                |
| Operating current | 8 A AC (Low-induction) |

## Connection data

# TMC 1 M1 100 8,0A - Thermal-magnetic device circuit breaker



0914510

<https://www.phoenixcontact.com/us/products/0914510>

## Main contact

|   |  |
|---|--|
| Connection method   | Screw connection                             |
| Screw thread  | M3   |
| Tightening torque   | 0.6 ... 0.8 Nm                               |
| Stripping length  | 12 mm  |
| Internal cylindrical gage   | A3   |
| Conductor cross-section rigid   | 0.2 mm <sup>2</sup> ... 6 mm <sup>2</sup>    |
| Cross section AWG   | 24 ... 10 (converted acc. to IEC)            |
| Conductor cross-section flexible  | 0.2 mm <sup>2</sup> ... 4 mm <sup>2</sup>    |
| Conductor cross-section flexible (ferrule without plastic sleeve)                         | 0.25 mm <sup>2</sup> ... 4 mm <sup>2</sup>   |
| Flexible conductor cross-section (ferrule with plastic sleeve)                            | 0.25 mm <sup>2</sup> ... 2.5 mm <sup>2</sup> |
| 2 conductors with same cross section, rigid   | 0.2 mm <sup>2</sup> ... 0.75 mm <sup>2</sup> |
| 2 conductors with same cross section, flexible  | 0.2 mm <sup>2</sup> ... 0.75 mm <sup>2</sup> |
| 2 conductors with same cross section, flexible, with ferrule without plastic sleeve       | 0.25 mm <sup>2</sup> ... 1 mm <sup>2</sup>   |
| 2 conductors with the same cross section, flexible, with TWIN ferrule with plastic sleeve | 0.5 mm <sup>2</sup> ... 2.5 mm <sup>2</sup>  |
| Nominal current   | 8 A  |
| Nominal voltage   | 250 V AC                                     |
|   | 65 V DC                                      |

## Auxiliary contact

|   |  |
|---|--|
| Connection method   | Screw connection                             |
| Screw thread  | M3   |
| Tightening torque   | 0.6 ... 0.8 Nm                               |
| Stripping length  | 12 mm  |
| Internal cylindrical gage   | A1   |
| Conductor cross-section rigid   | 0.2 mm <sup>2</sup> ... 2.5 mm <sup>2</sup>  |
| Cross section AWG   | 24 ... 14 (converted acc. to IEC)            |
| Conductor cross-section flexible  | 0.2 mm <sup>2</sup> ... 1.5 mm <sup>2</sup>  |
| Conductor cross-section flexible (ferrule without plastic sleeve)                         | 0.25 mm <sup>2</sup> ... 2.5 mm <sup>2</sup> |
| Flexible conductor cross-section (ferrule with plastic sleeve)                            | 0.25 mm <sup>2</sup> ... 1.5 mm <sup>2</sup> |
| 2 conductors with same cross section, rigid   | 0.2 m <sup>2</sup> ... 0.75 m <sup>2</sup>   |
| 2 conductors with same cross section, flexible  | 0.2 m <sup>2</sup> ... 0.75 mm <sup>2</sup>  |
| 2 conductors with same cross section, flexible, with ferrule without plastic sleeve       | 0.25 mm <sup>2</sup> ... 0.5 mm <sup>2</sup> |
| 2 conductors with the same cross section, flexible, with TWIN ferrule with plastic sleeve | 0.5 mm <sup>2</sup> ... 0.75 mm <sup>2</sup> |
| Nominal current   | 8 A  |
| Nominal voltage   | 250 V AC                                     |
|   | 65 V DC                                      |

## Main contact

|                   |                  |
|-------------------|------------------|
| Connection method | Screw connection |
| Screw thread      | M3               |

# TMC 1 M1 100 8,0A - Thermal-magnetic device circuit breaker



0914510

<https://www.phoenixcontact.com/us/products/0914510>

|   |  |
|---|--|
| Tightening torque   | 0.6 Nm ... 0.8 Nm                            |
| Stripping length  | 12 mm  |
| Conductor cross-section flexible  | 0.2 mm <sup>2</sup> ... 4 mm <sup>2</sup>    |
| Conductor cross-section rigid   | 0.2 mm <sup>2</sup> ... 6 mm <sup>2</sup>    |
| Conductor cross-section AWG   | 24 ... 10                                    |
| 2 conductors with the same cross section, flexible, with TWIN ferrule with plastic sleeve | 0.5 mm <sup>2</sup> ... 2.5 mm <sup>2</sup>  |
| Conductor cross-section, flexible, with ferrule, with plastic sleeve                      | 0.25 mm <sup>2</sup> ... 2.5 mm <sup>2</sup> |
| Conductor cross-section, flexible, with ferrule, without plastic sleeve                   | 0.25 mm <sup>2</sup> ... 4 mm <sup>2</sup>   |

## Auxiliary contact

|   |  |
|---|--|
| Connection method   | Screw connection                             |
| Screw thread  | M3   |
| Tightening torque   | 0.6 Nm ... 0.8 Nm                            |
| Stripping length  | 12 mm  |
| Conductor cross-section flexible  | 0.2 mm <sup>2</sup> ... 1.5 mm <sup>2</sup>  |
| Conductor cross-section rigid   | 0.2 mm <sup>2</sup> ... 2.5 mm <sup>2</sup>  |
| Conductor cross-section AWG   | 24 ... 14                                    |
| Conductor cross-section, flexible, with ferrule, with plastic sleeve    | 0.25 mm <sup>2</sup> ... 1.5 mm <sup>2</sup> |
| Conductor cross-section, flexible, with ferrule, without plastic sleeve | 0.25 mm <sup>2</sup> ... 2.5 mm <sup>2</sup> |

## Dimensions

|                     |         |
|---------------------|---------|
| Dimensional drawing |         |
| Width               | 12.5 mm |
| Height              | 82.5 mm |
| Depth               | 96 mm   |

## Material specifications

|  |                  |
|--|------------------|
| Color                                  | black (RAL 9005) |
| Flammability rating according to UL 94 | V-2              |
| Insulating material group              | II               |
| Insulating material                    | PA66             |

## Mechanical properties

### Mechanical data

|                 |    |
|-----------------|----|
| Open side panel | No |
|-----------------|----|

# TMC 1 M1 100 8,0A - Thermal-magnetic device circuit breaker



0914510

<https://www.phoenixcontact.com/us/products/0914510>

## Environmental and real-life conditions

### Ambient conditions

|                                 |                        |
|---------------------------------|------------------------|
| Degree of protection            | IP30 (Actuation area)  |
|                                 | IP20 (Connection area) |
| Ambient temperature (operation) | -30 °C ... 60 °C       |
| Humidity test                   | 240 h, 95 % RH, 40 °C  |

## Standards and regulations

|                          |          |
|--------------------------|----------|
| Standards/specifications | EN 60934 |
| Standards/specifications | UL 1077  |

## Mounting

|               |                 |
|---------------|-----------------|
| Mounting type | DIN rail: 35 mm |
|---------------|-----------------|

# TMC 1 M1 100 8,0A - Thermal-magnetic device circuit breaker

0914510

<https://www.phoenixcontact.com/us/products/0914510>

## Drawings

Dimensional drawing



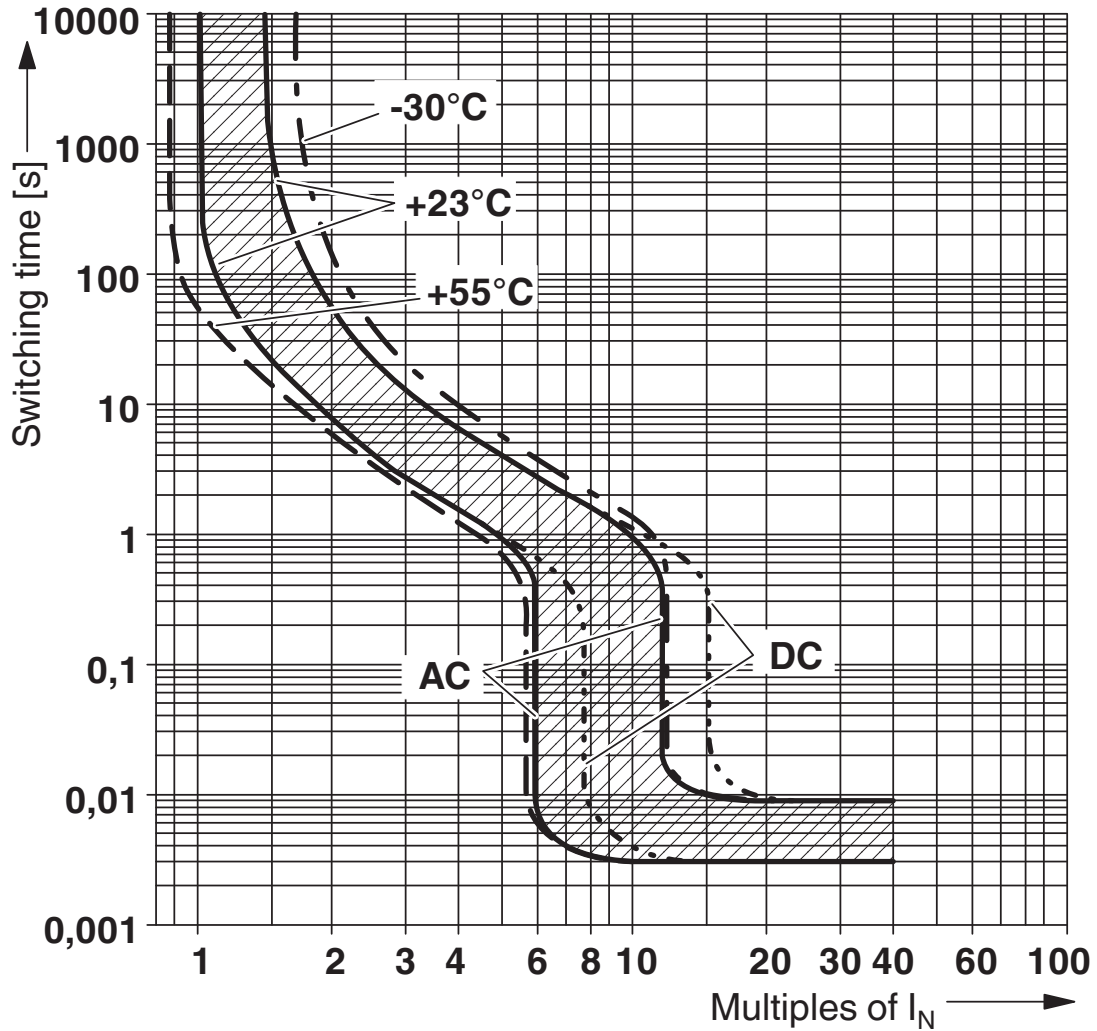
# TMC 1 M1 100 8,0A - Thermal-magnetic device circuit breaker



0914510

<https://www.phoenixcontact.com/us/products/0914510>

Diagram



# TMC 1 M1 100 8,0A - Thermal-magnetic device circuit breaker





0914510

<https://www.phoenixcontact.com/us/products/0914510>

## Approvals

To download certificates, visit the product detail page: <https://www.phoenixcontact.com/us/products/0914510>

 **CSA**  
Approval ID: 074317

 **UL Recognized**  
Approval ID: FILE E 140459

 **VDE Zeichengenehmigung**  
Approval ID: 40029348

**UAE-RoHS**  
Approval ID: 23-10-88787

# TMC 1 M1 100 8,0A - Thermal-magnetic device circuit breaker



0914510

<https://www.phoenixcontact.com/us/products/0914510>

## Classifications

### ECLASS

|             |          |
|-------------|----------|
| ECLASS-13.0 | 27140401 |
| ECLASS-15.0 | 27140401 |

### ETIM

|           |          |
|-----------|----------|
| ETIM 10.0 | EC003538 |
|-----------|----------|

### UNSPSC

|             |          |
|-------------|----------|
| UNSPSC 21.0 | 39121400 |
|-------------|----------|

# TMC 1 M1 100 8,0A - Thermal-magnetic device circuit breaker



0914510

<https://www.phoenixcontact.com/us/products/0914510>

## Environmental product compliance

### EU RoHS

|   |      |
|---|------|
| Fulfills EU RoHS substance requirements | Yes  |
| Exemption                               | 6(c) |

### China RoHS

|  |   |
|--|---|
| Environment friendly use period (EFUP) | EFUP-25   |
|  | An article-related China RoHS declaration table can be found in the download area for the respective article under "Manufacturer declaration". For all articles with EFUP-E, no China RoHS declaration table issued and required. |

### EU REACH SVHC

|                                     |                                      |
|-------------------------------------|--------------------------------------|
| REACH candidate substance (CAS No.) | Lead(CAS: 7439-92-1)                 |
| SCIP                                | 02fcb856-1d4e-4503-8297-e0caca1ebe14 |

### EF3.1 Climate Change

|         |               |
|---------|---------------|
| CO2e kg | 3.612 kg CO2e |
|---------|---------------|

Phoenix Contact 2026 © - all rights reserved  
<https://www.phoenixcontact.com>

Phoenix Contact USA  
586 Fulling Mill Road  
Middletown, PA 17057, United States  
(+717) 944-1300  
[info@phoenixcon.com](mailto:info@phoenixcon.com)