

EO-CF/PT/GN - Socket



0804039

<https://www.phoenixcontact.com/us/products/0804039>

Please be informed that the data shown in this PDF document is generated from our online catalog. Please find the complete data in the user documentation. Our general terms of use for downloads are valid.



Socket, Pin connector pattern type CF, connection method: Push-in spring connection, color: green, nom. voltage: 250 V AC (50 Hz), nominal current: 16 A, for mounting on a DIN rail in the service interface or direct mounting, standards/specifications: VDE 0620-1, Country marking: Germany

Commercial data

Item number	0804039
Packing unit	5 pc
Minimum order quantity	5 pc
Sales key	BE76
Product key	BE7621
GTIN	4055626225791
Weight per piece (including packing)	73.525 g
Weight per piece (excluding packing)	71.25 g
Customs tariff number	85366990
Country of origin	PL

Technical data

Notes

Notes on operation	This socket is not designed for applications with high loads (HL), such as chargers for electric vehicles and large radiant heaters.
--------------------	--

General

Note	The nominal current does not apply for fuse versions. In this case, the current is determined by the fuse.
------	--

Product properties

Product type	Socket
Country ID	Germany

Electrical properties

Maximum power dissipation for nominal condition	1.8 W
---	-------

Connection data

Connection method	Push-in spring connection
Note	The electrical outlets with Push-in connection are not designed for through-wiring. Connect a maximum of one conductor to each terminal point. Multiple assignment of one terminal point is not permitted.
Stripping length	10 mm
Internal cylindrical gage	A3 B3
Conductor cross-section rigid	0.2 mm ² ... 4 mm ²
Cross section AWG	24 ... 12 (converted acc. to IEC)
Conductor cross-section flexible	0.25 mm ² ... 2.5 mm ²
Conductor cross-section, flexible [AWG]	24 ... 14 (converted acc. to IEC)
Conductor cross-section flexible (ferrule without plastic sleeve)	0.25 mm ² ... 2.5 mm ²
Flexible conductor cross-section (ferrule with plastic sleeve)	0.25 mm ² ... 2.5 mm ²
Conductor cross-section flexible (2 conductors with the same cross-section, with TWIN ferrule and plastic sleeve)	0.25 mm ² ... 2.5 mm ²
Nominal current	16 A
Nominal voltage	250 V AC (50 Hz)

Connection cross sections directly pluggable

Conductor cross-section rigid	0.5 mm ² ... 4 mm ²
Conductor cross-section flexible (ferrule without plastic sleeve)	1 mm ² ... 2.5 mm ²
Flexible conductor cross-section (ferrule with plastic sleeve)	1 mm ² ... 2.5 mm ²

Signaling

Status display	no
----------------	----

Dimensions

Width	45 mm
-------	-------

0804039

<https://www.phoenixcontact.com/us/products/0804039>

Height	75 mm
Depth	62.1 mm
Depth on NS 35/7,5	63 mm
Depth on NS 35/15	70.5 mm
Hole diameter	4.4 mm

Material specifications

Color	green (RAL 6021)
Flammability rating according to UL 94	V0
Insulating material	PA
Contact material	CuZn38
Static insulating material application in cold	-60 °C
Relative insulation material temperature index (Elec., UL 746 B)	130 °C
Fire protection for rail vehicles (DIN EN 45545-2) R22	HL 1 - HL 3
Fire protection for rail vehicles (DIN EN 45545-2) R23	HL 1 - HL 3
Fire protection for rail vehicles (DIN EN 45545-2) R24	HL 1 - HL 3
Fire protection for rail vehicles (DIN EN 45545-2) R26	HL 1 - HL 3
Surface flammability NFPA 130 (ASTM E 162)	passed
Specific optical density of smoke NFPA 130 (ASTM E 662)	passed
Smoke gas toxicity NFPA 130 (SMP 800C)	passed

Connector

Type of plug	Pin connector pattern type CF
--------------	-------------------------------

Environmental and real-life conditions

Oscillation/broadband noise

Specification	DIN EN 50155 (VDE 0115-200):2022-06
Spectrum	Long life test category 2, bogie-mounted
Frequency	$f_1 = 5 \text{ Hz}$ to $f_2 = 250 \text{ Hz}$
ASD level	$6.12 \text{ (m/s}^2\text{)}^2\text{/Hz}$
Acceleration	3.12g
Test duration per axis	5 h
Test directions	X-, Y- and Z-axis
Result	Test passed

Shocks

Specification	DIN EN 50155 (VDE 0115-200):2022-06
Pulse shape	Half-sine
Acceleration	30g
Shock duration	18 ms
Number of shocks per direction	3
Test directions	X-, Y- and Z-axis (pos. and neg.)
Result	Test passed

Ambient conditions

EO-CF/PT/GN - Socket



0804039

<https://www.phoenixcontact.com/us/products/0804039>

Degree of protection	IP20
Ambient temperature (operation)	-45 °C ... 70 °C (max. operating temperature range including self-heating, see derating curve)
Ambient temperature (storage/transport)	-45 °C ... 70 °C
Permissible humidity (storage/transport)	30 % ... 70 %
Resistance against air humidity	95 % ... 48 h

Standards and regulations

Standards

Standards/regulations	VDE 0620-1
-----------------------	------------

Mounting

Mounting type	for mounting on a DIN rail in the service interface or direct mounting
---------------	--

Drawings

Diagram



Circuit diagram



EO-CF/PT/GN - Socket





0804039


<https://www.phoenixcontact.com/us/products/0804039>

Approvals

To download certificates, visit the product detail page: <https://www.phoenixcontact.com/us/products/0804039>

 VDE Gutachten mit Fertigungsüberwachung Approval ID: 40047713				
	Nominal voltage U_N	Nominal current I_N	Cross section AWG	Cross section mm^2
keine				
	250 V	16 A	-	-

 EAC-RoHS Approval ID: RU D-DE.HB49.B.00025	
--	--

 EAC Approval ID: KZ7500651131219505	
---	--

EO-CF/PT/GN - Socket



0804039

<https://www.phoenixcontact.com/us/products/0804039>

Classifications

ECLASS

ECLASS-13.0	27142305
ECLASS-15.0	27142305

ETIM

ETIM 10.0	EC001663
-----------	----------

UNSPSC

UNSPSC 21.0	39121400
-------------	----------

Environmental product compliance

EU RoHS

Fulfills EU RoHS substance requirements	Yes, No exemptions
---	--------------------

China RoHS

Environment friendly use period (EFUP)	EFUP-E
	No hazardous substances above the limits

EU REACH SVHC

REACH candidate substance (CAS No.)	No substance above 0.1 wt%
-------------------------------------	----------------------------

EF3.1 Climate Change

CO2e kg	0.5 kg CO2e
---------	-------------