


OTTA 6-P/P - Bolt connection terminal block



0790404

<https://www.phoenixcontact.com/us/products/0790404>

Please be informed that the data shown in this PDF document is generated from our online catalog. Please find the complete data in the user documentation. Our general terms of use for downloads are valid.



Bolt connection terminal block, With test socket screws for insertion of test plugs, nom. voltage: 800 V, nominal current: 41 A, number of connections: 2, connection method: Bolt connection, Rated cross section: 6 mm², mounting type: NS 35/7,5, NS 35/15, NS 32, color: gray

Commercial data

Item number	0790404
Packing unit	50 pc
Minimum order quantity	50 pc
Sales key	BE45
Product key	BE4513
GTIN	4017918005511
Weight per piece (including packing)	19 g
Weight per piece (excluding packing)	19 g
Customs tariff number	85369010
Country of origin	IN

OTTA 6-P/P - Bolt connection terminal block



0790404

<https://www.phoenixcontact.com/us/products/0790404>

Technical data

Product properties

Product type	Bolt connection terminal block
Product family	OTTA
Number of connections	2
Number of rows	1
Potentials	1

Insulation characteristics

Overvoltage category	III
Degree of pollution	3

Electrical properties

Rated surge voltage	8 kV
Maximum power dissipation for nominal condition	1.31 W

Connection data

Number of connections per level	2
Nominal cross section	6 mm ²
Connection method	Bolt connection
Screw thread	M4
Tightening torque	1.5 ... 1.8 Nm
Stripping length	The stripping length depends on the specification provided by the cable lug manufacturer.
Connection in acc. with standard	IEC 60947-7-1
Nominal cross section	6 mm ²
Nominal current	41 A
Maximum load current	41 A (with 6 mm ² conductor cross-section)
Nominal voltage	800 V (the nominal voltage applies to insulated cable lugs)

Cable lug connection DIN 46234:1980-03

Connection in acc. with standard	DIN 46234:1980-03
Cross section	0.1 mm ² ... 6 mm ²
Cross section range AWG	24 ... 10 (converted acc. to IEC)
Hole diameter	4.3 mm
Width	9.6 mm
Bolt diameter	4 mm
Screw thread	M4
Tightening torque	1.5 ... 1.8 Nm
Identification color of ring cable lugs : red	1.5 mm ²
Identification color of ring cable lugs : blue	2.5 mm ²
Identification color of ring cable lugs : yellow	6 mm ²
Connection in acc. with standard	DIN 46237:1970-07
Cross section	0.5 mm ² ... 6 mm ²

OTTA 6-P/P - Bolt connection terminal block



0790404

<https://www.phoenixcontact.com/us/products/0790404>

Cross section range AWG	20 ... 14 (converted acc. to IEC)
Hole diameter	4.3 mm
Width	9.6 mm
Bolt diameter	4 mm
Screw thread	M4
Tightening torque	1.5 ... 1.8 Nm

Dimensions

Width	11 mm
End cover width	1.5 mm
Height	43.5 mm
Depth on NS 32	57 mm
Depth on NS 35/7,5	52 mm
Depth on NS 35/15	59.5 mm

Material specifications

Color	gray (RAL 7042)
Flammability rating according to UL 94	V0
Insulating material group	I
Insulating material	PA
Static insulating material application in cold	-60 °C
Relative insulation material temperature index (Elec., UL 746 B)	130 °C
Fire protection for rail vehicles (DIN EN 45545-2) R22	HL 1 - HL 3
Fire protection for rail vehicles (DIN EN 45545-2) R23	HL 1 - HL 3
Fire protection for rail vehicles (DIN EN 45545-2) R24	HL 1 - HL 3
Fire protection for rail vehicles (DIN EN 45545-2) R26	HL 1 - HL 3
Surface flammability NFPA 130 (ASTM E 162)	passed
Specific optical density of smoke NFPA 130 (ASTM E 662)	passed
Smoke gas toxicity NFPA 130 (SMP 800C)	passed

Electrical tests

Surge voltage test

Test voltage setpoint	9.8 kV
Result	Test passed

Temperature-rise test

Requirement temperature-rise test	Increase in temperature \leq 45 K
Result	Test passed
Short-time withstand current 6 mm ²	0.72 kA
Result	Test passed

Power-frequency withstand voltage

Test voltage setpoint	2 kV
Result	Test passed

Mechanical properties

Mechanical data

Open side panel	Yes
-----------------	-----

Mechanical tests

Mechanical strength

Result	Test passed
--------	-------------

Attachment on the carrier

DIN rail/fixing support	NS 32/NS 35
Test force setpoint	5 N
Result	Test passed

Test for conductor damage and slackening

Rotation speed	10 (+/- 2) rpm
Revolutions	135
Conductor cross-section/weight	6 mm ² / 1.4 kg
Result	Test passed

Environmental and real-life conditions

Needle-flame test

Time of exposure	30 s
Result	Test passed

Oscillation/broadband noise

Specification	DIN EN 50155 (VDE 0115-200):2022-06
Spectrum	Long life test category 2, bogie-mounted
Frequency	$f_1 = 5 \text{ Hz}$ to $f_2 = 250 \text{ Hz}$
ASD level	6.12 (m/s ²) ² /Hz
Acceleration	3.12g
Test duration per axis	5 h
Test directions	X-, Y- and Z-axis
Result	Test passed

Shocks

Pulse shape	Half-sine
Acceleration	30g
Shock duration	18 ms
Number of shocks per direction	3
Test directions	X-, Y- and Z-axis (pos. and neg.)
Result	Test passed

Ambient conditions

Ambient temperature (operation)	-60 °C ... 110 °C (Operating temperature range incl. self-heating;
---------------------------------	--

OTTA 6-P/P - Bolt connection terminal block



0790404

<https://www.phoenixcontact.com/us/products/0790404>

	for max. short-term operating temperature, see RTI Elec.)
Ambient temperature (storage/transport)	-25 °C ... 60 °C (for a short time, not exceeding 24 h, -60 °C to +70 °C)
Ambient temperature (assembly)	-5 °C ... 70 °C
Ambient temperature (actuation)	-5 °C ... 70 °C
Permissible humidity (operation)	20 % ... 90 %
Permissible humidity (storage/transport)	30 % ... 70 %

Standards and regulations

Connection in acc. with standard	IEC 60947-7-1
----------------------------------	---------------

Mounting

Mounting type	NS 35/7,5
	NS 35/15
	NS 32

OTTA 6-P/P - Bolt connection terminal block



0790404

<https://www.phoenixcontact.com/us/products/0790404>

Drawings

Circuit diagram



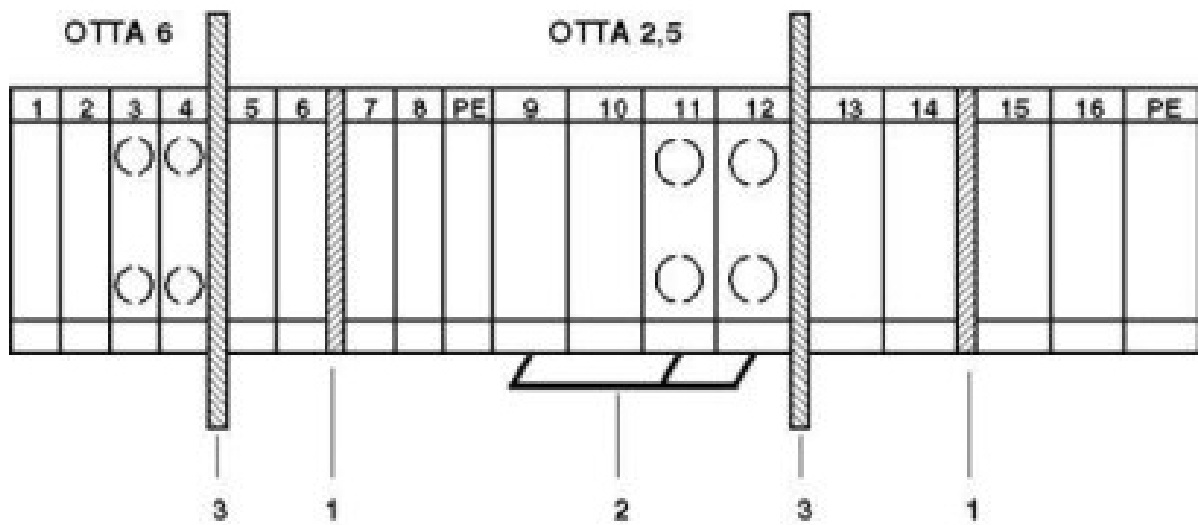
OTTA 6-P/P - Bolt connection terminal block



0790404

<https://www.phoenixcontact.com/us/products/0790404>

Circuit diagram



- 1 = cover
- 2 = insertion bridge
- 3 = partition plate

OTTA 6-P/P - Bolt connection terminal block





0790404


<https://www.phoenixcontact.com/us/products/0790404>


Approvals


To download certificates, visit the product detail page: <https://www.phoenixcontact.com/us/products/0790404>


 CSA Approval ID: 13631				
	Nominal voltage U_N	Nominal current I_N	Cross section AWG	Cross section mm^2
keine				
	600 V	30 A	22 - 10	-

 UL Recognized Approval ID: E60425				
	Nominal voltage U_N	Nominal current I_N	Cross section AWG	Cross section mm^2
B				
	600 V	30 A	-	-
C				
	600 V	30 A	-	-

 IECEE CB Scheme Approval ID: DE1-64022				
	Nominal voltage U_N	Nominal current I_N	Cross section AWG	Cross section mm^2
keine				
	800 V	41 A	-	0.2 - 2.5

 EAC Approval ID: RU C-DE.BL08.B.00540				
---	--	--	--	--

 VDE Zeichengenehmigung Approval ID: 40017896				
	Nominal voltage U_N	Nominal current I_N	Cross section AWG	Cross section mm^2
keine				
	800 V	41 A	-	0.2 - 6

 EAC Approval ID: KZ7500651131219505				
---	--	--	--	--

OTTA 6-P/P - Bolt connection terminal block



0790404

<https://www.phoenixcontact.com/us/products/0790404>

Classifications

ECLASS

ECLASS-13.0	27250101
ECLASS-15.0	27250101

ETIM

ETIM 10.0	EC000897
-----------	----------

UNSPSC

UNSPSC 21.0	39121400
-------------	----------

OTTA 6-P/P - Bolt connection terminal block



0790404

<https://www.phoenixcontact.com/us/products/0790404>

Environmental product compliance

EU RoHS

Fulfills EU RoHS substance requirements	Yes, No exemptions
---	--------------------

China RoHS

Environment friendly use period (EFUP)	EFUP-E
	No hazardous substances above the limits

EU REACH SVHC

REACH candidate substance (CAS No.)	No substance above 0.1 wt%
-------------------------------------	----------------------------

Phoenix Contact 2026 © - all rights reserved
<https://www.phoenixcontact.com>

Phoenix Contact USA
586 Fulling Mill Road
Middletown, PA 17057, United States
(+717) 944-1300
info@phoenixcon.com