


# UK 6 N RD - Feed-through terminal block



0719223

<https://www.phoenixcontact.com/us/products/0719223>

Please be informed that the data shown in this PDF document is generated from our online catalog. Please find the complete data in the user documentation. Our general terms of use for downloads are valid.



Feed-through terminal block, nom. voltage: 800 V, nominal current: 41 A, number of connections: 2, number of positions: 1, connection method: Screw connection, Rated cross section: 6 mm<sup>2</sup>, cross section: 0.2 mm<sup>2</sup> - 10 mm<sup>2</sup>, mounting type: NS 35/7,5, NS 35/15, color: red

## Commercial data

Item number	0719223
Packing unit	50 pc
Minimum order quantity	50 pc
Sales key	BE12
Product key	BE1211
GTIN	4017918955052
Weight per piece (including packing)	13.53 g
Weight per piece (excluding packing)	13.076 g
Customs tariff number	85369010
Country of origin	CN

# UK 6 N RD - Feed-through terminal block



0719223

<https://www.phoenixcontact.com/us/products/0719223>

## Technical data

### Product properties

Product type	Feed-through terminal block
Product family	UK
Number of positions	1
Number of connections	2
Number of rows	1

### Insulation characteristics

Overvoltage category	III
Degree of pollution	3

### Electrical properties

Rated surge voltage	8 kV
Maximum power dissipation for nominal condition	1.31 W

### Connection data

Number of connections per level	2
Nominal cross section	6 mm <sup>2</sup>

### Level 1 above 1 below 1

Connection method	Screw connection
Screw thread	M4
Tightening torque	1.5 ... 1.8 Nm
Stripping length	10 mm
Internal cylindrical gage	A5
Connection in acc. with standard	IEC 60947-7-1
Conductor cross-section rigid	0.2 mm <sup>2</sup> ... 10 mm <sup>2</sup>
Cross section AWG	24 ... 8 (converted acc. to IEC)
Conductor cross-section flexible	0.2 mm <sup>2</sup> ... 6 mm <sup>2</sup>
Conductor cross-section, flexible [AWG]	24 ... 10 (converted acc. to IEC)
Conductor cross-section flexible (ferrule without plastic sleeve)	0.25 mm <sup>2</sup> ... 6 mm <sup>2</sup>
Flexible conductor cross-section (ferrule with plastic sleeve)	0.25 mm <sup>2</sup> ... 6 mm <sup>2</sup>
Cross-section with insertion bridge, rigid	4 mm <sup>2</sup>
Cross-section with insertion bridge, flexible	4 mm <sup>2</sup>
2 conductors with same cross section, rigid	0.2 mm <sup>2</sup> ... 2.5 mm <sup>2</sup>
2 conductors with same cross section, flexible	0.2 mm <sup>2</sup> ... 2.5 mm <sup>2</sup>
2 conductors with same cross section, flexible, with ferrule without plastic sleeve	0.25 mm <sup>2</sup> ... 1.5 mm <sup>2</sup>
2 conductors with the same cross section, flexible, with TWIN ferrule with plastic sleeve	0.5 mm <sup>2</sup> ... 4 mm <sup>2</sup>
Nominal cross section	6 mm <sup>2</sup>
Nominal current	41 A
Maximum load current	57 A (with 10 mm <sup>2</sup> conductor cross-section)

# UK 6 N RD - Feed-through terminal block



0719223

<https://www.phoenixcontact.com/us/products/0719223>

Nominal voltage	800 V
-----------------	-------

## Dimensions

Width	8.2 mm
End cover width	1.8 mm
Height	42.5 mm
Depth on NS 32	52 mm
Depth on NS 35/7,5	47 mm
Depth on NS 35/15	54.5 mm

## Material specifications

Color	red (RAL 3001)
Flammability rating according to UL 94	V0
Insulating material group	I
Insulating material	PA
Static insulating material application in cold	-60 °C
Temperature index of insulation material (DIN EN 60216-1 (VDE 0304-21))	125 °C
Relative insulation material temperature index (Elec., UL 746 B)	125 °C

## Electrical tests

### Surge voltage test

Test voltage setpoint	9.8 kV
Result	Test passed

### Temperature-rise test

Requirement temperature-rise test	Increase in temperature $\leq 45$ K
Result	Test passed
Short-time withstand current 6 mm <sup>2</sup>	0.72 kA
Result	Test passed

## Mechanical properties

### Mechanical data

Open side panel	Yes
-----------------	-----

## Mechanical tests

### Mechanical strength

Result	Test passed
--------	-------------

### Attachment on the carrier

DIN rail/fixing support	NS 32/NS 35
Test force setpoint	5 N
Result	Test passed

## Environmental and real-life conditions

# UK 6 N RD - Feed-through terminal block



0719223

<https://www.phoenixcontact.com/us/products/0719223>

## Needle-flame test

Time of exposure	30 s
Result	Test passed

## Ambient conditions

Ambient temperature (operation)	-60 °C ... 110 °C (Operating temperature range incl. self-heating; for max. short-term operating temperature, see RTI Elec.)
Ambient temperature (storage/transport)	-25 °C ... 60 °C (for a short time, not exceeding 24 h, -60 °C to +70 °C)
Ambient temperature (assembly)	-5 °C ... 70 °C
Ambient temperature (actuation)	-5 °C ... 70 °C
Permissible humidity (operation)	20 % ... 90 %
Permissible humidity (storage/transport)	30 % ... 70 %

## Standards and regulations

Connection in acc. with standard	IEC 60947-7-1
----------------------------------	---------------

## Mounting

Mounting type	NS 35/7,5
	NS 35/15

# UK 6 N RD - Feed-through terminal block

0719223

<https://www.phoenixcontact.com/us/products/0719223>



## Drawings

### Circuit diagram



# UK 6 N RD - Feed-through terminal block





0719223


<https://www.phoenixcontact.com/us/products/0719223>


## Approvals


To download certificates, visit the product detail page: <https://www.phoenixcontact.com/us/products/0719223>

 <b>CSA</b> Approval ID: 13631				
	Nominal voltage $U_N$	Nominal current $I_N$	Cross section AWG	Cross section $mm^2$
keine				
	600 V	50 A	26 - 8	-

 <b>IECEE CB Scheme</b> Approval ID: NL-65053				
	Nominal voltage $U_N$	Nominal current $I_N$	Cross section AWG	Cross section $mm^2$
keine				
	800 V	41 A	-	- 6

 <b>cULus Recognized</b> Approval ID: E60425				
	Nominal voltage $U_N$	Nominal current $I_N$	Cross section AWG	Cross section $mm^2$
B				
	600 V	50 A	26 - 8	-
Multi-conductor connection	600 V	50 A	18 - 12	-
C				
	600 V	50 A	26 - 8	-
Multi-conductor connection	600 V	50 A	18 - 12	-
F				
	800 V	50 A	26 - 8	-
Multi-conductor connection	800 V	50 A	18 - 12	-

 <b>KEMA-KEUR</b> Approval ID: 71-119849				
	Nominal voltage $U_N$	Nominal current $I_N$	Cross section AWG	Cross section $mm^2$
keine				
	800 V	41 A	-	- 6


 <b>NK</b> Approval ID: 09 ME 141				
---	--	--	--	--


# UK 6 N RD - Feed-through terminal block




0719223

<https://www.phoenixcontact.com/us/products/0719223>

 <b>cUL Recognized</b> Approval ID: E192998				
	Nominal voltage $U_N$	Nominal current $I_N$	Cross section AWG	Cross section $mm^2$
keine				
	600 V	50 A	26 - 8	-

 <b>GL</b> Approval ID: 98876-96 HH				
	Nominal voltage $U_N$	Nominal current $I_N$	Cross section AWG	Cross section $mm^2$
keine				
EEx e II part certificate	690 V	43.5 A	-	- 6

 <b>UL Recognized</b> Approval ID: E192998				
	Nominal voltage $U_N$	Nominal current $I_N$	Cross section AWG	Cross section $mm^2$
keine				
	600 V	50 A	26 - 8	-

 <b>EAC Ex</b> Approval ID: KZ 7500525010101950				
---	--	--	--	--

# UK 6 N RD - Feed-through terminal block



0719223

<https://www.phoenixcontact.com/us/products/0719223>

## Classifications

### ECLASS

ECLASS-13.0	27250101
ECLASS-15.0	27250101

### ETIM

ETIM 10.0	EC000897
-----------	----------

### UNSPSC

UNSPSC 21.0	39121400
-------------	----------

# UK 6 N RD - Feed-through terminal block



0719223

<https://www.phoenixcontact.com/us/products/0719223>

## Environmental product compliance

### EU RoHS

Fulfills EU RoHS substance requirements	Yes
Exemption	6(c)

### China RoHS

Environment friendly use period (EFUP)	EFUP-50
	An article-related China RoHS declaration table can be found in the download area for the respective article under "Manufacturer declaration". For all articles with EFUP-E, no China RoHS declaration table issued and required.

### EU REACH SVHC

REACH candidate substance (CAS No.)	Lead(CAS: 7439-92-1)
SCIP	32b2baed-44a6-4dde-9462-9a13d9c713cb

Phoenix Contact 2026 © - all rights reserved

<https://www.phoenixcontact.com>

Phoenix Contact USA  
586 Fulling Mill Road  
Middletown, PA 17057, United States  
(+717) 944-1300  
[info@phoenixcon.com](mailto:info@phoenixcon.com)