

UKH 240 BU - High-current terminal block



0711852

<https://www.phoenixcontact.com/us/products/0711852>

Please be informed that the data shown in this PDF document is generated from our online catalog. Please find the complete data in the user documentation. Our general terms of use for downloads are valid.



High-current terminal block, nom. voltage: 1000 V, nominal current: 415 A, number of connections: 2, number of positions: 1, connection method: Screw connection, Rated cross section: 240 mm², cross section: 70 mm² - 240 mm², mounting type: NS 35/15, NS 32, color: blue

Your advantages

- Large-surface marking

Commercial data

Item number	0711852
Packing unit	3 pc
Minimum order quantity	3 pc
Sales key	BE13
Product key	BE1311
GTIN	4017918885120
Weight per piece (including packing)	471 g
Weight per piece (excluding packing)	471 g
Customs tariff number	85369010
Country of origin	IN

Technical data

Notes

General

Note	For a reliable contact of multi stranded conductors it is recommended to untwist multi stranded conductors.
------	---

Product properties

Product type	High current terminal block
Number of positions	1
Number of connections	2
Number of rows	1
Potentials	1

Insulation characteristics

Overvoltage category	III
Degree of pollution	3

Electrical properties

Rated surge voltage	8 kV
Maximum power dissipation for nominal condition	13.78 W

Connection data

Number of connections per level	2
Nominal cross section	240 mm ²

Level 1 above 1 below 1

Connection method	Screw connection
Screw thread	M10
Note	Screws with hexagonal socket
Tightening torque	25 ... 30 Nm
Stripping length	40 mm
Internal cylindrical gage	B15
Connection in acc. with standard	IEC 60947-7-1
Conductor cross-section rigid	70 mm ² ... 240 mm ²
Cross section AWG	3/0 ... 350 kcmil (converted acc. to IEC)
Conductor cross-section flexible	70 mm ² ... 240 mm ²
Conductor cross-section, flexible [AWG]	3/0 ... 350 kcmil (converted acc. to IEC)
Conductor cross-section flexible (ferrule without plastic sleeve)	70 mm ² ... 185 mm ²
Flexible conductor cross-section (ferrule with plastic sleeve)	70 mm ² ... 185 mm ²
Cross-section with insertion bridge, rigid	240 mm ²
Cross-section with insertion bridge, flexible	185 mm ²
2 conductors with same cross section, rigid	35 mm ² ... 95 mm ²
2 conductors with same cross section, flexible	50 mm ² ... 95 mm ²

UKH 240 BU - High-current terminal block



0711852

<https://www.phoenixcontact.com/us/products/0711852>

2 conductors with same cross section, flexible, with ferrule without plastic sleeve	35 mm ² ... 50 mm ²
Nominal cross section	240 mm ²
Nominal current	415 A
Maximum load current	415 A (with 240 mm ² conductor cross-section)
Nominal voltage	1000 V
Note	Note: Product releases, connection cross sections and notes on connecting aluminum cables can be found in the download area.

Ex data

Rated data (ATEX/IECEx)

Identification	Ⓔ II 2 GD Ex eb IIC Gb
Operating temperature range	-60 °C ... 110 °C
Ex-certified accessories	1201947 VDE-ISS 8
	1201659 E/AL-NS 32
	1201662 E/AL-NS 35
List of bridges	Insertion bridge / EB 2-36/UKH / 0201401
	Insertion bridge / EB 3-36/UKH / 0201414
Bridge data	270 A (240 mm ²)
Ex temperature increase	40 K (389 A/240 mm ²)
at bridging with insertion bridge	690 V
Rated insulation voltage	1000 V
output	(Permanent)

Ex level General

Rated voltage	1100 V
Rated current	350 A
Maximum load current	350 A
Contact resistance	0.03 mΩ

Ex connection data General

Stripping length	40 mm
Torque range	25 Nm ... 30 Nm
Nominal cross section	240 mm ²
Rated cross section AWG	500 kcmil
Connection capacity rigid	70 mm ² ... 240 mm ²
Connection capacity AWG	2/0 ... 500 kcmil
Connection capacity flexible	70 mm ² ... 240 mm ²
Connection capacity AWG	2/0 ... 500 kcmil
2 conductors with same cross section, solid	35 mm ² ... 95 mm ²
2 conductors with the same cross-section AWG rigid	2 ... 3/0
2 conductors with same cross section, stranded	50 mm ² ... 95 mm ²
2 conductors with the same cross-section AWG flexible	1/0 ... 3/0

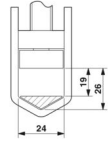
Dimensions

UKH 240 BU - High-current terminal block



0711852

<https://www.phoenixcontact.com/us/products/0711852>

Dimensional drawing	
Width	36 mm
Height	100 mm
Depth	123.6 mm
Depth on NS 32	129 mm
Depth on NS 35/15	131.5 mm

Material specifications

Color	blue (RAL 5015)
Flammability rating according to UL 94	V0
Insulating material group	I
Insulating material	PA
Static insulating material application in cold	-60 °C
Relative insulation material temperature index (Elec., UL 746 B)	130 °C
Fire protection for rail vehicles (DIN EN 45545-2) R22	HL 1 - HL 3
Fire protection for rail vehicles (DIN EN 45545-2) R23	HL 1 - HL 3
Fire protection for rail vehicles (DIN EN 45545-2) R24	HL 1 - HL 3
Fire protection for rail vehicles (DIN EN 45545-2) R26	HL 1 - HL 3
Surface flammability NFPA 130 (ASTM E 162)	passed
Specific optical density of smoke NFPA 130 (ASTM E 662)	passed
Smoke gas toxicity NFPA 130 (SMP 800C)	passed

Electrical tests

Surge voltage test

Result	Test passed
Short-time withstand current 240 mm ²	28.8 kA
Result	Test passed

Power-frequency withstand voltage

Test voltage setpoint	2.2 kV
Result	Test passed

Mechanical properties

Mechanical data

Open side panel	No
-----------------	----

Mechanical tests

Mechanical strength

Result	Test passed
--------	-------------

Attachment on the carrier

DIN rail/fixing support	NS 32/NS 35
Result	Test passed

Test for conductor damage and slackening

Rotation speed	10 (+/- 2) rpm
Revolutions	135
Conductor cross-section/weight	70 mm ² /10.4 kg 240 mm ² /20.0 kg
Result	Test passed

Environmental and real-life conditions

Needle-flame test

Time of exposure	30 s
Result	Test passed

Oscillation/broadband noise

Specification	DIN EN 50155 (VDE 0115-200):2022-06
Spectrum	Long life test category 2, bogie-mounted
Frequency	$f_1 = 5 \text{ Hz}$ to $f_2 = 250 \text{ Hz}$
ASD level	6.12 (m/s ²) ² /Hz
Acceleration	3.12g
Test duration per axis	5 h
Test directions	X-, Y- and Z-axis
Result	Test passed

Shocks

Specification	DIN EN 50155 (VDE 0115-200):2022-06
Pulse shape	Half-sine
Acceleration	5g
Shock duration	30 ms
Number of shocks per direction	3
Test directions	X-, Y- and Z-axis (pos. and neg.)
Result	Test passed

Ambient conditions

Ambient temperature (operation)	-60 °C ... 110 °C (Operating temperature range incl. self-heating; for max. short-term operating temperature, see RTI Elec.)
Ambient temperature (storage/transport)	-25 °C ... 60 °C (for a short time, not exceeding 24 h, -60 °C to +70 °C)
Ambient temperature (assembly)	-5 °C ... 70 °C
Ambient temperature (actuation)	-5 °C ... 70 °C
Permissible humidity (operation)	20 % ... 90 %
Permissible humidity (storage/transport)	30 % ... 70 %

Standards and regulations

UKH 240 BU - High-current terminal block



0711852

<https://www.phoenixcontact.com/us/products/0711852>

Connection in acc. with standard	IEC 60947-7-1
----------------------------------	---------------

Mounting

Mounting type	NS 35/15
	NS 32

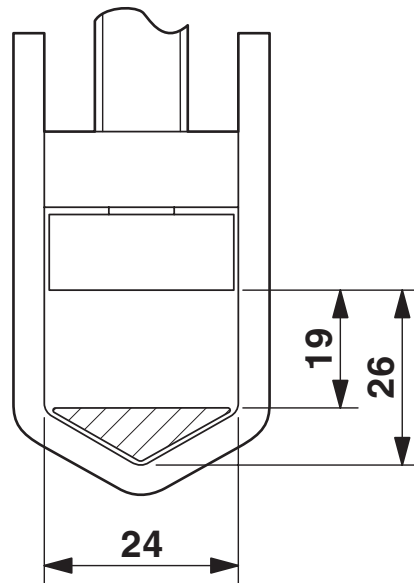
UKH 240 BU - High-current terminal block

0711852

<https://www.phoenixcontact.com/us/products/0711852>

Drawings

Dimensional drawing



Schematic diagram



Connecting aluminum cables. Further notes can be found in the download area

UKH 240 BU - High-current terminal block

0711852

<https://www.phoenixcontact.com/us/products/0711852>



Circuit diagram



UKH 240 BU - High-current terminal block





0711852

<https://www.phoenixcontact.com/us/products/0711852>


Approvals


To download certificates, visit the product detail page: <https://www.phoenixcontact.com/us/products/0711852>

 CSA Approval ID: 13631				
	Nominal voltage U_N	Nominal current I_N	Cross section AWG	Cross section mm^2
B	600 V	400 A	1/0 - 500	-
C	600 V	400 A	1/0 - 500	-

 cULus Recognized Approval ID: E60425				
	Nominal voltage U_N	Nominal current I_N	Cross section AWG	Cross section mm^2
B	600 V	380 A	2/0 - 500	-
Multi-conductor connection	600 V	380 A	2 - 3/0	-
C	600 V	380 A	2/0 - 500	-
Multi-conductor connection	600 V	380 A	2 - 3/0	-

DNV Approval ID: TAE00001CT				
---------------------------------------	--	--	--	--

 ATEX Approval ID: KEMA99ATEX8332U				
	Nominal voltage U_N	Nominal current I_N	Cross section AWG	Cross section mm^2
keine				
Type examination certificate	1100 V	350 A	-	70 - 240

 IECEX Approval ID: IECEx KEM 06.0030U				
	Nominal voltage U_N	Nominal current I_N	Cross section AWG	Cross section mm^2
keine				
	1100 V	350 A	-	70 - 240

 CCC Approval ID: 2020322313000623				
---	--	--	--	--

UKH 240 BU - High-current terminal block



0711852

<https://www.phoenixcontact.com/us/products/0711852>



UKCA-EX

Approval ID: DEKRA 21UKEX0309U

UL Comp Hazloc CA US

Approval ID: UL US CA L 192998

	Nominal voltage U_N	Nominal current I_N	Cross section AWG	Cross section mm^2
keine				
	600 V	380 A	2/0 - 500	-

UKH 240 BU - High-current terminal block



0711852

<https://www.phoenixcontact.com/us/products/0711852>

Classifications

ECLASS

ECLASS-13.0	27250101
ECLASS-15.0	27250101

ETIM

ETIM 10.0	EC000897
-----------	----------

UNSPSC

UNSPSC 21.0	39121400
-------------	----------

UKH 240 BU - High-current terminal block



0711852

<https://www.phoenixcontact.com/us/products/0711852>

Environmental product compliance

EU RoHS

Fulfills EU RoHS substance requirements	Yes, No exemptions
---	--------------------

China RoHS

Environment friendly use period (EFUP)	EFUP-E
	No hazardous substances above the limits

EU REACH SVHC

REACH candidate substance (CAS No.)	No substance above 0.1 wt%
-------------------------------------	----------------------------

Phoenix Contact 2026 © - all rights reserved
<https://www.phoenixcontact.com>

Phoenix Contact USA
586 Fulling Mill Road
Middletown, PA 17057, United States
(+717) 944-1300
info@phoenixcon.com