


DFK-MSTB 2,5/12-G-5,08 - Feed-through header



0707332

<https://www.phoenixcontact.com/us/products/0707332>

Please be informed that the data shown in this PDF document is generated from our online catalog. Please find the complete data in the user documentation. Our general terms of use for downloads are valid.



Feed-through header, nominal cross section: 2.5 mm², color: green, nominal current: 12 A, rated voltage (III/2): 320 V, contact surface: Sn, contact connection type: Pin, number of potentials: 12, number of rows: 1, number of positions: 12, number of connections: 12, product range: DFK-MSTB 2,5/...-G, pitch: 5.08 mm, connection method: Solder/Slip-on connection, mounting: Direct mounting, pin layout: Linear pinning, solder pin [P]: 9.3 mm, number of solder pins per potential: 1, plug-in system: COMBICON MSTB 2,5, Pin connector pattern alignment: Standard, locking: without, mounting method: without, type of packaging: packed in cardboard, accessory Item No. 5030172 can only be used in conjunction with MSTB 2,5/...ST-5,08 and MSTBT 2,5/...ST-5,08.

Your advantages

- Cable connection on the inside of the device enables flexible positioning of the panel feed-through
- Free choice – permanent solder connection or standardized slip-on connection
- Maximum flexibility when it comes to device design – one header for connectors with different connection technologies

Commercial data

Item number	0707332
Packing unit	50 pc
Minimum order quantity	50 pc
Sales key	AA03
Product key	AACWBA
GTIN	4017918004101
Weight per piece (including packing)	12.05 g
Weight per piece (excluding packing)	10.937 g
Customs tariff number	85366930
Country of origin	DE

Technical data

Product properties

Product type	Feed-through header
Product family	DFK-MSTB 2,5/..-G
Product line	COMBICON Connectors M
Type	Feed-through header
Number of positions	12
Pitch	5.08 mm
Number of connections	12
Number of rows	1
Number of potentials	12
Mounting type	without
Pin layout	Linear pinning
Solder pins per potential	1

Electrical properties

Properties

Nominal current I_N	12 A
Nominal voltage U_N	320 V
Contact resistance	1.7 mΩ
Rated voltage (III/3)	320 V
Rated surge voltage (III/3)	4 kV
Rated voltage (III/2)	320 V
Rated surge voltage (III/2)	4 kV
Rated voltage (II/2)	630 V
Rated surge voltage (II/2)	4 kV

Mounting

Mounting type	Direct mounting
Pin layout	Linear pinning

Attachment to feed-through panel

Tightening torque	0.3 Nm
Screw	0708263 DFK-MSTB SS for housing walls of up to 6 mm thick

Material specifications

Material data - contact

Note	WEEE/RoHS-compliant, free of whiskers according to IEC 60068-2-82/JEDEC JESD 201
Contact material	Cu alloy
Surface characteristics	Tin-plated
Metal surface contact area (top layer)	Tin (3 μm - 6 μm Sn)

DFK-MSTB 2,5/12-G-5,08 - Feed-through header



0707332

<https://www.phoenixcontact.com/us/products/0707332>

Metal surface contact area (middle layer)	Nickel (1.3 µm - 4 µm Ni)
Metal surface soldering area (top layer)	Tin (3 µm - 6 µm Sn)
Metal surface soldering area (middle layer)	Nickel (1.3 µm - 4 µm Ni)

Material data - housing

Color (Housing)	green (6021)
Insulating material	PA
Insulating material group	I
CTI according to IEC 60112	600
Flammability rating according to UL 94	V0
Glow wire flammability index GWFI according to EN 60695-2-12	850
Glow wire ignition temperature GWIT according to EN 60695-2-13	775
Temperature for the ball pressure test according to EN 60695-10-2	125 °C

Notes

Notes on operation	In accordance with IEC 61984, COMBICON connectors have no switching power (COC). During designated use, they must not be plugged in or disconnected when carrying voltage or under load.
--------------------	--

Dimensions

Dimensional drawing	
Pitch	5.08 mm
Width [w]	81.28 mm
Height [h]	29.5 mm
Length [l]	17.5 mm
Installed height	20.2 mm
Solder pin length [P]	9.3 mm
Pin dimensions	0.8 x 2.8 mm

PCB design

Hole diameter	3.2 mm
---------------	--------

Mechanical tests

Visual inspection

Specification	IEC 60512-1-1:2002-02
Result	Test passed

Dimension check

Specification	IEC 60512-1-2:2002-02
Result	Test passed

0707332

<https://www.phoenixcontact.com/us/products/0707332>

Resistance of inscriptions

Specification	IEC 60068-2-70:1995-12
Result	Test passed

Polarization and coding

Specification	IEC 60512-13-5:2006-02
Result	Test passed

Contact holder in insert

Specification	IEC 60512-15-1:2008-05
Contact holder in insert Requirements >20 N	Test passed

Insertion and withdrawal forces

Result	Test passed
No. of cycles	25
Insertion strength per pos. approx.	8 N
Withdraw strength per pos. approx.	6 N

Electrical tests

Thermal test | Test group C

Specification	IEC 60512-5-1:2002-02
Tested number of positions	16

Insulation resistance

Specification	IEC 60512-3-1:2002-02
Insulation resistance, neighboring positions	> 5 MΩ

Air clearances and creepage distances |

Specification	IEC 60664-1:2007-04
Insulating material group	I
Comparative tracking index (IEC 60112)	CTI 600
Rated insulation voltage (III/3)	320 V
Rated surge voltage (III/3)	4 kV
minimum clearance value - non-homogenous field (III/3)	3 mm
minimum creepage distance (III/3)	4 mm
Rated insulation voltage (III/2)	320 V
Rated surge voltage (III/2)	4 kV
minimum clearance value - non-homogenous field (III/2)	3 mm
minimum creepage distance (III/2)	3 mm
Rated insulation voltage (II/2)	630 V
Rated surge voltage (II/2)	4 kV
minimum clearance value - non-homogenous field (II/2)	3 mm
minimum creepage distance (II/2)	3.2 mm

Environmental and real-life conditions

DFK-MSTB 2,5/12-G-5,08 - Feed-through header



0707332

<https://www.phoenixcontact.com/us/products/0707332>

Durability test

Specification	IEC 60512-9-1:2010-03
Impulse withstand voltage at sea level	4.8 kV
Contact resistance R ₁	1.7 mΩ
Contact resistance R ₂	1.7 mΩ
Insertion/withdrawal cycles	25
Insulation resistance, neighboring positions	> 5 MΩ

Climatic test

Specification	EN ISO 22479:2022-06
Corrosive stress	0.2 dm ³ SO ₂ on 300 dm ³ /40 °C/1 cycle
Thermal stress	105 °C/168 h
Power-frequency withstand voltage	2.21 kV

Vibration test

Specification	IEC 60068-2-6:2007-12
Frequency	10 - 150 - 10 Hz
Sweep speed	1 octave/min
Amplitude	0.35 mm (10 Hz ... 60.1 Hz)
Acceleration	5g (60.1 Hz ... 150 Hz)
Test duration per axis	2.5 h
Test directions	X-, Y- and Z-axis

Ambient conditions

Ambient temperature (storage/transport)	-40 °C ... 70 °C
Relative humidity (storage/transport)	30 % ... 70 %
Ambient temperature (assembly)	-5 °C ... 100 °C
Ambient temperature (operation)	-40 °C ... 105 °C (dependent on the derating curve)

Ambient conditions

Ambient temperature (operation)	-40 °C ... 105 °C (dependent on the derating curve)
Ambient temperature (storage/transport)	-40 °C ... 70 °C
Relative humidity (storage/transport)	30 % ... 70 %
Ambient temperature (assembly)	-5 °C ... 100 °C

Packaging specifications

Type of packaging	packed in cardboard
-------------------	---------------------

Packaging specifications

Type of packaging	packed in cardboard
-------------------	---------------------

Drawings

Diagram



Type: MSTB 2,5/...-ST-5,08 with DFK-MSTB 2,5/...-G-5,08

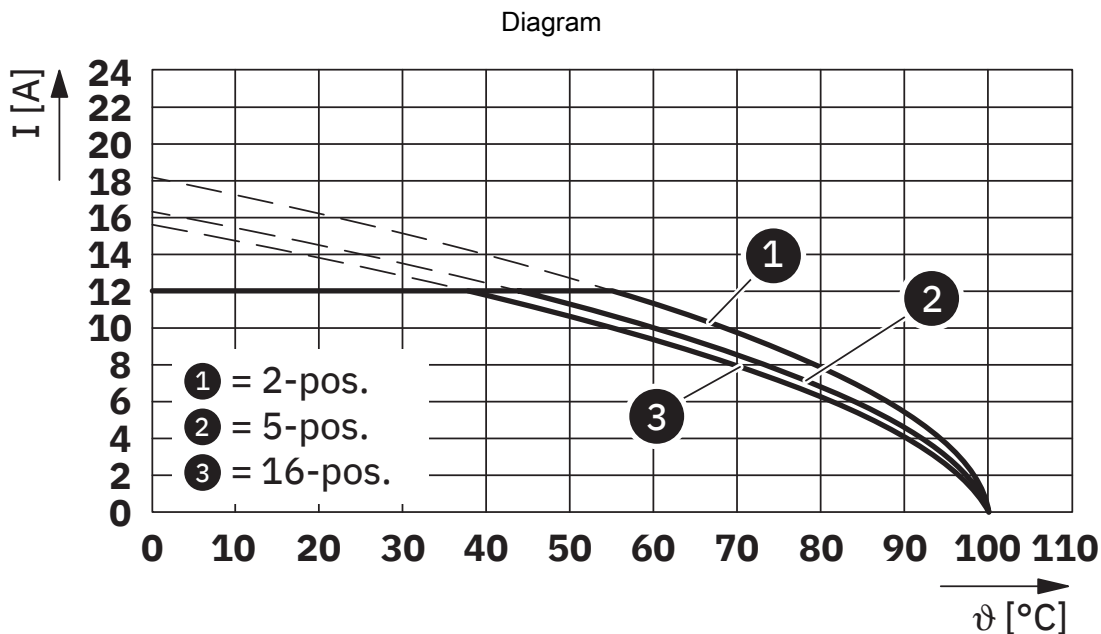
Diagram



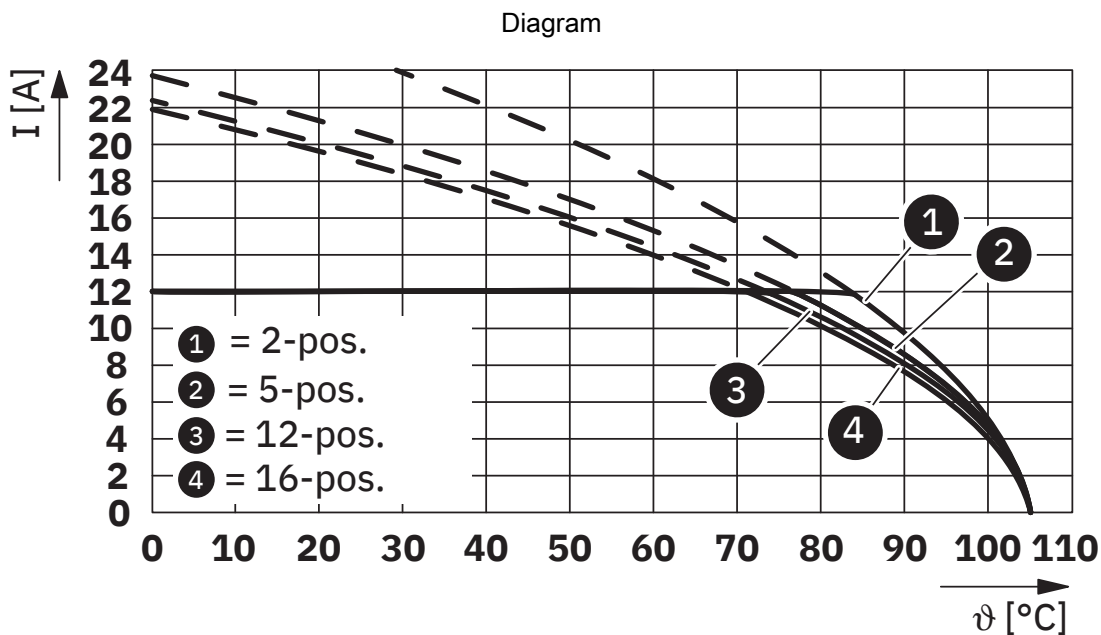
Type: MVSTBR 2,5/...-ST(-5,08) with DFK-MSTB 2,5/...-G(-5,08)

0707332

<https://www.phoenixcontact.com/us/products/0707332>



Type: MVSTBW 2,5/...-ST(-5,08) with DFK-MSTB 2,5/...-G(-5,08)



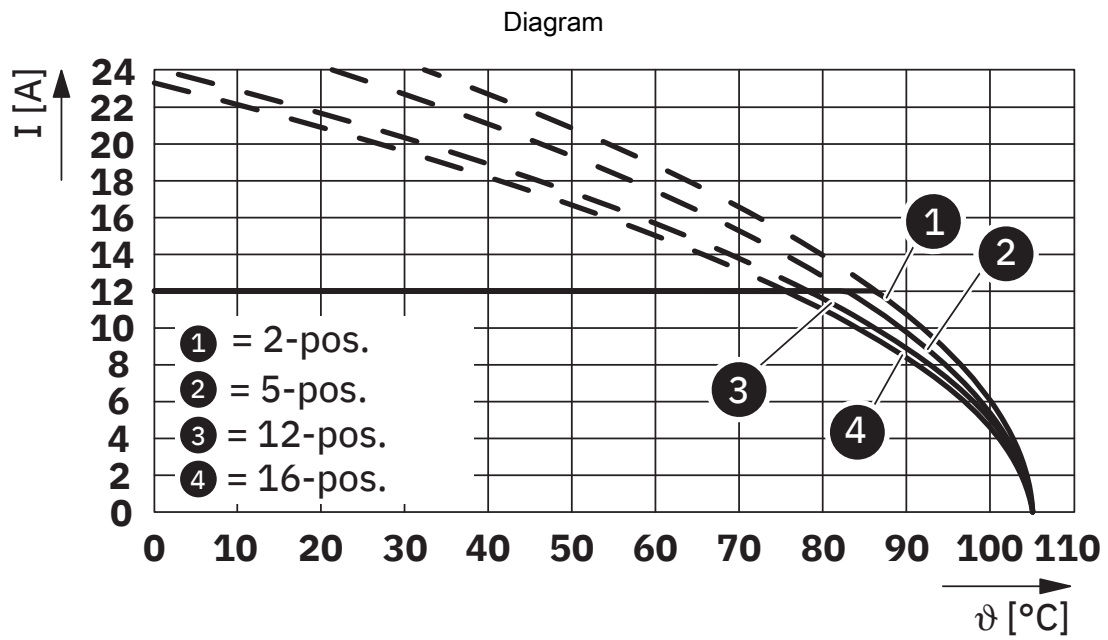
Type: FKCT 2,5/...-ST-5,08 with DFK-MSTB 2,5/...-G-5,08

DFK-MSTB 2,5/12-G-5,08 - Feed-through header



0707332

<https://www.phoenixcontact.com/us/products/0707332>




Type: FK 2,5/...-ST-5,08 with DFK-MSTB 2,5/...-G-5,08

0707332

<https://www.phoenixcontact.com/us/products/0707332>

Approvals

To download certificates, visit the product detail page: <https://www.phoenixcontact.com/us/products/0707332>

 CSA Approval ID: 13631				
	Nominal voltage U_N	Nominal current I_N	Cross section AWG	Cross section mm^2
B	300 V	15 A	-	-
D	300 V	10 A	-	-

 cULus Recognized Approval ID: E60425-19931011				
	Nominal voltage U_N	Nominal current I_N	Cross section AWG	Cross section mm^2
B	300 V	15 A	-	-
D	300 V	10 A	-	-

 VDE approval of drawings Approval ID: 40050648				
	Nominal voltage U_N	Nominal current I_N	Cross section AWG	Cross section mm^2
keine	250 V	12 A	-	-

DFK-MSTB 2,5/12-G-5,08 - Feed-through header



0707332

<https://www.phoenixcontact.com/us/products/0707332>

Classifications

ECLASS

ECLASS-13.0	27460201
ECLASS-15.0	27460201

ETIM

ETIM 10.0	EC002637
-----------	----------

UNSPSC

UNSPSC 21.0	39121400
-------------	----------

0707332

<https://www.phoenixcontact.com/us/products/0707332>

Environmental product compliance

EU RoHS

Fulfills EU RoHS substance requirements	Yes, No exemptions
---	--------------------

China RoHS

Environment friendly use period (EFUP)	EFUP-E
	No hazardous substances above the limits

EU REACH SVHC

REACH candidate substance (CAS No.)	No substance above 0.1 wt%
-------------------------------------	----------------------------

EF3.1 Climate Change

CO2e kg	0.095 kg CO2e
---------	---------------

Phoenix Contact 2026 © - all rights reserved
<https://www.phoenixcontact.com>

Phoenix Contact USA
586 Fulling Mill Road
Middletown, PA 17057, United States
(+717) 944-1300
info@phoenixcon.com