


# USLKG 4-1 - Protective conductor terminal block



0446017

<https://www.phoenixcontact.com/us/products/0446017>

Please be informed that the data shown in this PDF document is generated from our online catalog. Please find the complete data in the user documentation. Our general terms of use for downloads are valid.



Protective conductor terminal block, When aligning with a feed-through terminal block with the same shape, an end cover must be interposed with insulation voltages of > 690 V, number of connections: 2, number of positions: 1, connection method: Screw connection, Rated cross section: 4 mm<sup>2</sup>, cross section: 0.2 mm<sup>2</sup> - 4 mm<sup>2</sup>, mounting type: NS 35/15-2,3, color: green-yellow

## Commercial data

Item number	0446017
Packing unit	50 pc
Minimum order quantity	50 pc
Sales key	BE12
Product key	BE1221
GTIN	4017918002336
Weight per piece (including packing)	22.38 g
Weight per piece (excluding packing)	21.4 g
Customs tariff number	85369010
Country of origin	TR

# USLKG 4-1 - Protective conductor terminal block



0446017

<https://www.phoenixcontact.com/us/products/0446017>

## Technical data

### Product properties

Product type	Ground terminal block
Product family	USLKG
Number of positions	1
Number of connections	2
Number of rows	1

### Insulation characteristics

Overvoltage category	III
Degree of pollution	3

### Electrical properties

Rated surge voltage	8 kV
Maximum power dissipation for nominal condition	0 W

### Connection data

Grounding foot	Yes
Number of connections per level	2
Connection method	Screw connection
Screw thread	M3
Note	Please observe the current carrying capacity of the DIN rails.
Tightening torque	0.6 ... 0.8 Nm
Stripping length	9 mm
Internal cylindrical gage	B3
Connection in acc. with standard	IEC 60947-7-2
Conductor cross-section rigid	0.2 mm <sup>2</sup> ... 4 mm <sup>2</sup>
Cross section AWG	24 ... 12 (converted acc. to IEC)
Conductor cross-section flexible	0.2 mm <sup>2</sup> ... 4 mm <sup>2</sup>
Conductor cross-section, flexible [AWG]	24 ... 12 (converted acc. to IEC)
Conductor cross-section flexible (ferrule without plastic sleeve)	0.25 mm <sup>2</sup> ... 2.5 mm <sup>2</sup>
Flexible conductor cross-section (ferrule with plastic sleeve)	0.25 mm <sup>2</sup> ... 1.5 mm <sup>2</sup>
Conductor cross-section flexible (2 conductors with the same cross-section, with TWIN ferrule and plastic sleeve)	0.5 mm <sup>2</sup> ... 2.5 mm <sup>2</sup>
Nominal cross section	4 mm <sup>2</sup>

### Dimensions

Width	6.2 mm
Height	42.5 mm
Depth on NS 35/7,5	54.5 mm

### Material specifications

Color	green-yellow
-------	--------------

# USLKG 4-1 - Protective conductor terminal block



0446017

<https://www.phoenixcontact.com/us/products/0446017>

Flammability rating according to UL 94	V0
Insulating material group	I
Insulating material	PA
Static insulating material application in cold	-60 °C
Relative insulation material temperature index (Elec., UL 746 B)	130 °C
Fire protection for rail vehicles (DIN EN 45545-2) R22	HL 1 - HL 3
Fire protection for rail vehicles (DIN EN 45545-2) R23	HL 1 - HL 3
Fire protection for rail vehicles (DIN EN 45545-2) R24	HL 1 - HL 3
Fire protection for rail vehicles (DIN EN 45545-2) R26	HL 1 - HL 3
Surface flammability NFPA 130 (ASTM E 162)	passed
Specific optical density of smoke NFPA 130 (ASTM E 662)	passed
Smoke gas toxicity NFPA 130 (SMP 800C)	passed

## Mechanical properties

### Mechanical data

Open side panel	No
-----------------	----

## Environmental and real-life conditions

### Ambient conditions

Ambient temperature (operation)	-60 °C ... 110 °C (Operating temperature range incl. self-heating; for max. short-term operating temperature, see RTI Elec.)
Ambient temperature (storage/transport)	-25 °C ... 60 °C (for a short time, not exceeding 24 h, -60 °C to +70 °C)
Ambient temperature (assembly)	-5 °C ... 70 °C
Ambient temperature (actuation)	-5 °C ... 70 °C
Permissible humidity (operation)	20 % ... 90 %
Permissible humidity (storage/transport)	30 % ... 70 %

## Standards and regulations

Connection in acc. with standard	IEC 60947-7-2
----------------------------------	---------------

## Mounting

Mounting type	NS 35/15-2,3
---------------	--------------

# USLKG 4-1 - Protective conductor terminal block




0446017


<https://www.phoenixcontact.com/us/products/0446017>

## Approvals

To download certificates, visit the product detail page: <https://www.phoenixcontact.com/us/products/0446017>

 <b>CSA</b> Approval ID: 13631				
	Nominal voltage $U_N$	Nominal current $I_N$	Cross section AWG	Cross section $mm^2$
keine				
	-	-	28 - 12	-

 <b>EAC</b> Approval ID: KZ7500651131219505				
---	--	--	--	--

 <b>cULus Recognized</b> Approval ID: E60425				
	Nominal voltage $U_N$	Nominal current $I_N$	Cross section AWG	Cross section $mm^2$
B				
	-	-	24 - 12	-
C				
	-	-	24 - 12	-

# USLKG 4-1 - Protective conductor terminal block



0446017

<https://www.phoenixcontact.com/us/products/0446017>

## Classifications

### ECLASS

ECLASS-13.0	27250103
ECLASS-15.0	27250103

### ETIM

ETIM 10.0	EC000901
-----------	----------

### UNSPSC

UNSPSC 21.0	39121400
-------------	----------

# USLKG 4-1 - Protective conductor terminal block



0446017

<https://www.phoenixcontact.com/us/products/0446017>

## Environmental product compliance

### EU RoHS

Fulfills EU RoHS substance requirements	Yes, No exemptions
---	--------------------

### China RoHS

Environment friendly use period (EFUP)	EFUP-E
	No hazardous substances above the limits

### EU REACH SVHC

REACH candidate substance (CAS No.)	4-Nonylphenol, branched and linear(CAS: n/a)
SCIP	a7302c20-4aae-4026-9998-6b245a650c86

### EF3.1 Climate Change

CO2e kg	0.094 kg CO2e
---------	---------------

Phoenix Contact 2026 © - all rights reserved

<https://www.phoenixcontact.com>

Phoenix Contact USA  
586 Fulling Mill Road  
Middletown, PA 17057, United States  
(+717) 944-1300  
[info@phoenixcon.com](mailto:info@phoenixcon.com)