

USLKG 35 - Protective conductor terminal block



0444019

<https://www.phoenixcontact.com/us/products/0444019>

Please be informed that the data shown in this PDF document is generated from our online catalog. Please find the complete data in the user documentation. Our general terms of use for downloads are valid.



Protective conductor terminal block, Use an NS 32... or NS 35... copper DIN rail for connection cross sections of 35 mm²/2 AWG. Use an NS 32... copper DIN rail for connection cross sections > 35 mm²/2 AWG. When aligning with a feed-through terminal block of the same shape, a cover must be used for insulation voltages > 690 V., number of connections: 2, connection method: Screw connection, Rated cross section: 35 mm², cross section: 0.75 mm² - 50 mm², mounting method: PE foot with mounting screw, M5, mounting type: NS 35/7,5, NS 35/15, NS 32, color: green-yellow

Commercial data

Item number	0444019
Packing unit	25 pc
Minimum order quantity	1 pc
Sales key	BE12
Product key	BE1221
GTIN	4017918002329
Weight per piece (including packing)	89.36 g
Weight per piece (excluding packing)	87.2 g
Customs tariff number	85369010
Country of origin	DE

USLKG 35 - Protective conductor terminal block



0444019

<https://www.phoenixcontact.com/us/products/0444019>

Technical data

Notes

General	Use an NS 32... or NS 35... copper DIN rail for connection cross sections of 35 mm ² /2 AWG. Use an NS 32... copper DIN rail for connection cross sections > 35 mm ² /2 AWG. When aligning with a feed-through terminal block of the same shape, a cover must be used for insulation voltages > 690 V.
---------	--

General

Note	The max. load current must not be exceeded by the total current of all connected conductors.
------	--

Product properties

Product type	Ground terminal block
Product family	USLKG
Number of connections	2
Number of rows	1

Insulation characteristics

Overvoltage category	III
Degree of pollution	3

Electrical properties

Rated surge voltage	8 kV
Maximum power dissipation for nominal condition	4.06 W

Connection data

Grounding foot	Yes
Number of connections per level	2
Nominal cross section	35 mm ²

Level 1 above 1 below 1

Connection method	Screw connection
Screw thread	M6
Note	Please observe the current carrying capacity of the DIN rails.
Tightening torque	3.2 ... 3.7 Nm
Stripping length	15 mm
Connection in acc. with standard	IEC 60947-7-2
Conductor cross-section rigid	0.75 mm ² ... 50 mm ²
Cross section AWG	18 ... 2 (converted acc. to IEC)
Conductor cross-section flexible	0.75 mm ² ... 35 mm ²
Conductor cross-section, flexible [AWG]	18 ... 2 (converted acc. to IEC)
Conductor cross-section flexible (ferrule without plastic sleeve)	0.75 mm ² ... 35 mm ²
Flexible conductor cross-section (ferrule with plastic sleeve)	0.75 mm ² ... 35 mm ²
Nominal cross section	35 mm ²

USLKG 35 - Protective conductor terminal block



0444019

<https://www.phoenixcontact.com/us/products/0444019>

Dimensions

Width	15.2 mm
Height	50 mm
Depth on NS 32	67 mm
Depth on NS 35/7,5	62 mm
Depth on NS 35/15	69.5 mm

Material specifications

Color	green-yellow
Flammability rating according to UL 94	V0
Insulating material group	I
Insulating material	PA
Static insulating material application in cold	-60 °C
Temperature index of insulation material (DIN EN 60216-1 (VDE 0304-21))	125 °C
Relative insulation material temperature index (Elec., UL 746 B)	130 °C
Fire protection for rail vehicles (DIN EN 45545-2) R22	HL 1 - HL 3
Fire protection for rail vehicles (DIN EN 45545-2) R23	HL 1 - HL 3
Fire protection for rail vehicles (DIN EN 45545-2) R24	HL 1 - HL 3
Fire protection for rail vehicles (DIN EN 45545-2) R26	HL 1 - HL 3
Calorimetric heat release NFPA 130 (ASTM E 1354)	27,5 MJ/kg
Surface flammability NFPA 130 (ASTM E 162)	passed
Specific optical density of smoke NFPA 130 (ASTM E 662)	passed
Smoke gas toxicity NFPA 130 (SMP 800C)	passed

Mechanical properties

General

Terminal block mounting	2.5 Nm ... 3 Nm (PE foot with mounting screw, M5)
-------------------------	---

Mechanical data

Open side panel	No
-----------------	----

Environmental and real-life conditions

Oscillation/broadband noise

Specification	DIN EN 50155 (VDE 0115-200):2018-05
Spectrum	Long life test category 2, bogie-mounted
Frequency	$f_1 = 5 \text{ Hz}$ to $f_2 = 250 \text{ Hz}$
ASD level	$6.12 \text{ (m/s}^2\text{)}^2\text{/Hz}$
Acceleration	3.12g
Test duration per axis	5 h
Test directions	X-, Y- and Z-axis
Result	Test passed

Shocks

USLKG 35 - Protective conductor terminal block



0444019

<https://www.phoenixcontact.com/us/products/0444019>

Pulse shape	Half-sine
Acceleration	30g
Shock duration	18 ms
Number of shocks per direction	3
Test directions	X-, Y- and Z-axis (pos. and neg.)
Result	Test passed

Ambient conditions

Ambient temperature (operation)	-60 °C ... 110 °C (Operating temperature range incl. self-heating; for max. short-term operating temperature, see RTI Elec.)
Ambient temperature (storage/transport)	-25 °C ... 60 °C (for a short time, not exceeding 24 h, -60 °C to +70 °C)
Ambient temperature (assembly)	-5 °C ... 70 °C
Ambient temperature (actuation)	-5 °C ... 70 °C
Permissible humidity (operation)	20 % ... 90 %
Permissible humidity (storage/transport)	30 % ... 70 %

Standards and regulations

Connection in acc. with standard	IEC 60947-7-2
----------------------------------	---------------

Mounting

Mounting type	NS 35/7,5
	NS 35/15
	NS 32
Terminal block mounting	2.5 Nm ... 3 Nm (PE foot with mounting screw, M5)

USLKG 35 - Protective conductor terminal block





0444019

<https://www.phoenixcontact.com/us/products/0444019>


Approvals


To download certificates, visit the product detail page: <https://www.phoenixcontact.com/us/products/0444019>

 CSA Approval ID: 13631				
	Nominal voltage U_N	Nominal current I_N	Cross section AWG	Cross section mm^2
keine				
	-	-	18 - 2	-

 cULus Recognized Approval ID: E60425				
	Nominal voltage U_N	Nominal current I_N	Cross section AWG	Cross section mm^2
B				
	-	-	18 - 1/0	-
C				
	-	-	18 - 1/0	-

DNV Approval ID: TAE00001CT				
---------------------------------------	--	--	--	--

 cUL Recognized Approval ID: E192998				
	Nominal voltage U_N	Nominal current I_N	Cross section AWG	Cross section mm^2
keine				
	-	-	18 - 1/0	-

 UL Recognized Approval ID: E192998				
	Nominal voltage U_N	Nominal current I_N	Cross section AWG	Cross section mm^2
keine				
	-	-	18 - 1/0	-

USLKG 35 - Protective conductor terminal block



0444019

<https://www.phoenixcontact.com/us/products/0444019>

Classifications

ECLASS

ECLASS-13.0	27250103
ECLASS-15.0	27250103

ETIM

ETIM 10.0	EC000901
-----------	----------

UNSPSC

UNSPSC 21.0	39121400
-------------	----------

USLKG 35 - Protective conductor terminal block



0444019

<https://www.phoenixcontact.com/us/products/0444019>

Environmental product compliance

EU RoHS

Fulfills EU RoHS substance requirements	Yes, No exemptions
---	--------------------

China RoHS

Environment friendly use period (EFUP)	EFUP-E
	No hazardous substances above the limits

EU REACH SVHC

REACH candidate substance (CAS No.)	No substance above 0.1 wt%
-------------------------------------	----------------------------

EF3.1 Climate Change

CO2e kg	0.238 kg CO2e
---------	---------------

Phoenix Contact 2026 © - all rights reserved
<https://www.phoenixcontact.com>

Phoenix Contact USA
586 Fulling Mill Road
Middletown, PA 17057, United States
(+717) 944-1300
info@phoenixcon.com