

# URTK/S - Test disconnect terminal block



0311087

<https://www.phoenixcontact.com/us/products/0311087>

Please be informed that the data shown in this PDF document is generated from our online catalog. Please find the complete data in the user documentation. Our general terms of use for downloads are valid.



Test disconnect terminal block, with two test sockets for 4 mm test plugs, or for receiving bridge bars or screw bridges, nom. voltage: 400 V, nominal current: 41 A, connection method: Screw connection, Rated cross section: 6 mm<sup>2</sup>, cross section: 0.5 mm<sup>2</sup> - 10 mm<sup>2</sup>, mounting type: NS 35/7,5, NS 35/15, NS 32, color: gray

## Your advantages

- Easy and clear testing in current transformer secondary circuits can be performed using the test disconnect terminal blocks of the URTK/S range
- On both sides of the disconnect point, the terminal block has a test socket which can also be used to switch across to neighboring terminal blocks

## Commercial data

Item number	0311087
Packing unit	50 pc
Minimum order quantity	50 pc
Sales key	BE12
Product key	BE1233
GTIN	4017918001292
Weight per piece (including packing)	33.74 g
Weight per piece (excluding packing)	33.74 g
Customs tariff number	85369010
Country of origin	CN

## Technical data

### Product properties

Product type	Test disconnect terminal block
Number of connections	2
Number of rows	1
Potentials	1

### Insulation characteristics

Overvoltage category	III
Degree of pollution	3

### Electrical properties

Rated surge voltage	6 kV
Maximum power dissipation for nominal condition	1.31 W

### Connection data

Number of connections per level	2
Nominal cross section	6 mm <sup>2</sup>
Tightening torque disconnect slide	M3 0.6 ... 0.8 Nm
Connection method	Screw connection
Screw thread	M4
Tightening torque	1.2 ... 1.5 Nm
Stripping length	13 mm
Internal cylindrical gage	A5
Connection in acc. with standard	IEC 60947-7-1
Conductor cross-section rigid	0.5 mm <sup>2</sup> ... 10 mm <sup>2</sup>
Cross section AWG	20 ... 8 (converted acc. to IEC)
Conductor cross-section flexible	0.5 mm <sup>2</sup> ... 6 mm <sup>2</sup>
Conductor cross-section, flexible [AWG]	20 ... 10 (converted acc. to IEC)
Conductor cross-section flexible (ferrule without plastic sleeve)	0.5 mm <sup>2</sup> ... 6 mm <sup>2</sup>
Flexible conductor cross-section (ferrule with plastic sleeve)	0.5 mm <sup>2</sup> ... 4 mm <sup>2</sup>
2 conductors with same cross section, rigid	0.5 mm <sup>2</sup> ... 2.5 mm <sup>2</sup>
2 conductors with same cross section, flexible	0.5 mm <sup>2</sup> ... 6 mm <sup>2</sup>
2 conductors with same cross section, flexible, with ferrule without plastic sleeve	0.5 mm <sup>2</sup> ... 4 mm <sup>2</sup>
2 conductors with the same cross section, flexible, with TWIN ferrule with plastic sleeve	0.5 mm <sup>2</sup> ... 4 mm <sup>2</sup>
Nominal cross section	6 mm <sup>2</sup>
Nominal current	41 A
Maximum load current	57 A (with 10 mm <sup>2</sup> conductor cross-section)
Nominal voltage	400 V

### Dimensions

Width	8.2 mm
-------	--------

# URTK/S - Test disconnect terminal block



0311087

<https://www.phoenixcontact.com/us/products/0311087>

End cover width	2.2 mm
Height	72 mm
Depth on NS 32	56.5 mm
Depth on NS 35/7,5	51.5 mm
Depth on NS 35/15	59 mm

## Material specifications

Color	gray (RAL 7042)
Flammability rating according to UL 94	V0
Insulating material group	I
Insulating material	PA
Static insulating material application in cold	-60 °C
Relative insulation material temperature index (Elec., UL 746 B)	130 °C
Fire protection for rail vehicles (DIN EN 45545-2) R22	HL 1 - HL 3
Fire protection for rail vehicles (DIN EN 45545-2) R23	HL 1 - HL 3
Fire protection for rail vehicles (DIN EN 45545-2) R24	HL 1 - HL 3
Fire protection for rail vehicles (DIN EN 45545-2) R26	HL 1 - HL 3
Surface flammability NFPA 130 (ASTM E 162)	passed
Specific optical density of smoke NFPA 130 (ASTM E 662)	passed
Smoke gas toxicity NFPA 130 (SMP 800C)	passed

## Electrical tests

### Surge voltage test

Test voltage setpoint	7.3 kV
Result	Test passed

### Temperature-rise test

Requirement temperature-rise test	Increase in temperature $\leq$ 45 K
Result	Test passed
Short-time withstand current 6 mm <sup>2</sup>	0.72 kA
Result	Test passed

### Power-frequency withstand voltage

Test voltage setpoint	1.89 kV
Result	Test passed

## Mechanical properties

### Mechanical data

Open side panel	Yes
-----------------	-----

## Mechanical tests

### Mechanical strength

Result	Test passed
--------	-------------

# URTK/S - Test disconnect terminal block



0311087

<https://www.phoenixcontact.com/us/products/0311087>

## Attachment on the carrier

DIN rail/fixing support	NS 32/NS 35
Test force setpoint	5 N
Result	Test passed

## Test for conductor damage and slackening

Rotation speed	10 (+/- 2) rpm
Revolutions	135
Conductor cross-section/weight	0.5 mm <sup>2</sup> / 0.3 kg
	6 mm <sup>2</sup> / 1.4 kg
	10 mm <sup>2</sup> / 2 kg
Result	Test passed

## Environmental and real-life conditions

### Needle-flame test

Time of exposure	30 s
Result	Test passed

### Oscillation/broadband noise

Specification	DIN EN 50155 (VDE 0115-200):2022-06
Spectrum	Long life test category 2, bogie-mounted
Frequency	$f_1 = 5 \text{ Hz}$ to $f_2 = 250 \text{ Hz}$
ASD level	6.12 (m/s <sup>2</sup> ) <sup>2</sup> /Hz
Acceleration	3.12g
Test duration per axis	5 h
Test directions	X-, Y- and Z-axis
Result	Test passed

### Shocks

Pulse shape	Half-sine
Acceleration	30g
Shock duration	18 ms
Number of shocks per direction	3
Test directions	X-, Y- and Z-axis (pos. and neg.)
Result	Test passed

### Ambient conditions

Ambient temperature (operation)	-60 °C ... 110 °C (Operating temperature range incl. self-heating; for max. short-term operating temperature, see RTI Elec.)
Ambient temperature (storage/transport)	-25 °C ... 60 °C (for a short time, not exceeding 24 h, -60 °C to +70 °C)
Ambient temperature (assembly)	-5 °C ... 70 °C
Ambient temperature (actuation)	-5 °C ... 70 °C
Permissible humidity (operation)	20 % ... 90 %
Permissible humidity (storage/transport)	30 % ... 70 %

# URTK/S - Test disconnect terminal block



0311087

<https://www.phoenixcontact.com/us/products/0311087>

## Standards and regulations

Connection in acc. with standard	IEC 60947-7-1
----------------------------------	---------------

## Mounting

Mounting type	NS 35/7,5
	NS 35/15
	NS 32
Screw thread	M3

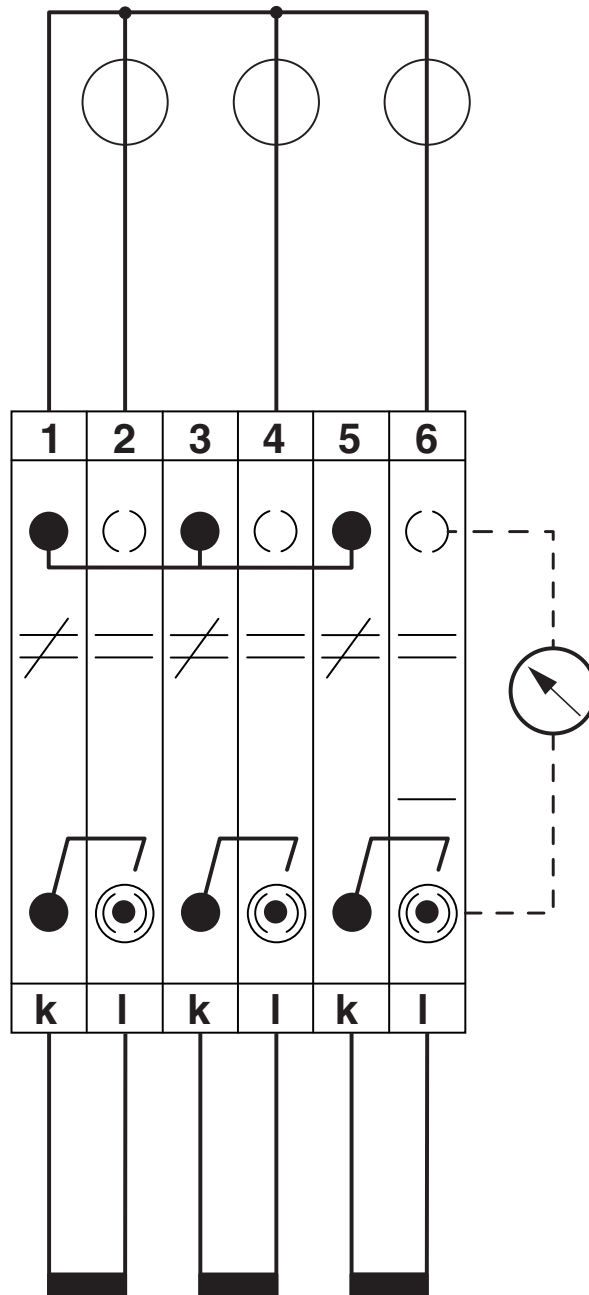
# URTK/S - Test disconnect terminal block

0311087

<https://www.phoenixcontact.com/us/products/0311087>

## Drawings

Schematic diagram



Three-phase transducer test set

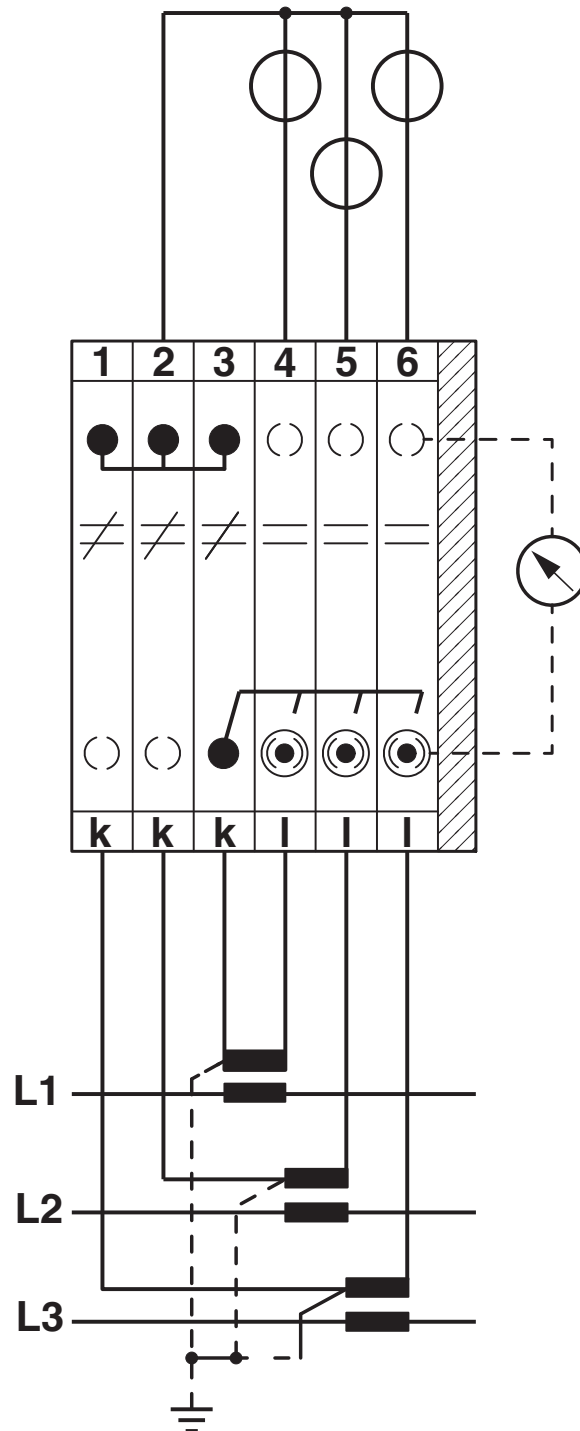
# URTK/S - Test disconnect terminal block

0311087

<https://www.phoenixcontact.com/us/products/0311087>

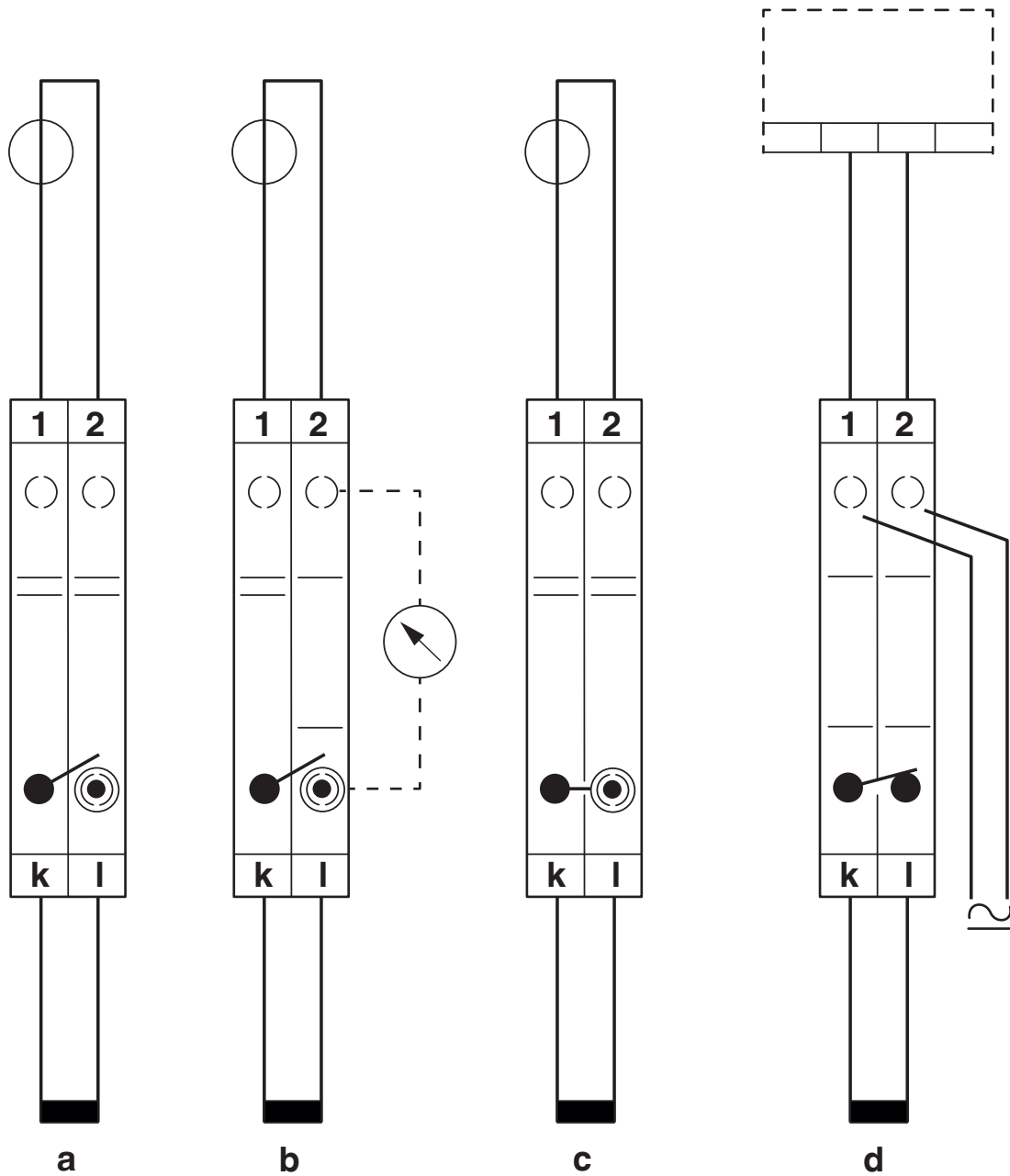


Schematic diagram



Three-phase linked transducer test set

## Schematic diagram



Simple current transformer test circuit

a = normal operation

b = measured value testing

c = transformer short-circuit

d = relay testing

# URTK/S - Test disconnect terminal block



0311087

<https://www.phoenixcontact.com/us/products/0311087>

Circuit diagram

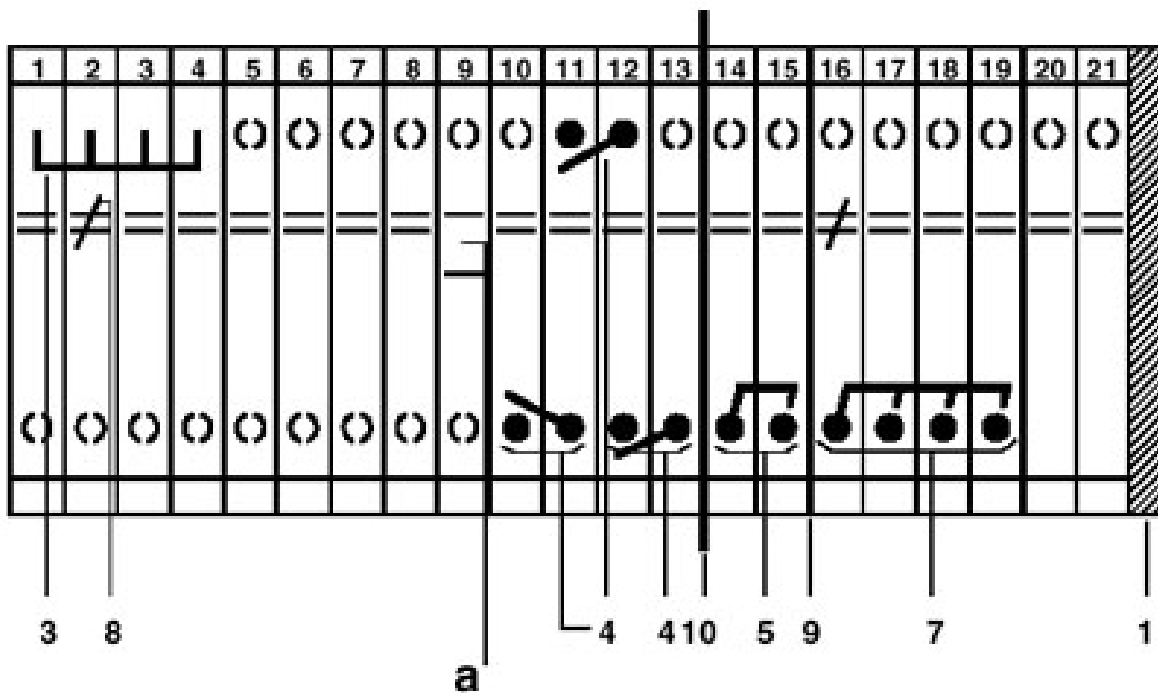


# URTK/S - Test disconnect terminal block

0311087

<https://www.phoenixcontact.com/us/products/0311087>

Circuit diagram



- a = open
- 1 = cover
- 3 = fixed bridge
- 4 = switch bar, for 2 terminal blocks, useable on both sides of the disconnect point, inward switching motion
- 5 = switch bar, for 2 terminal blocks, useable on both sides of the disconnect point, outward switching motion
- 7 = switch bar, for 3-phasige short-circuiting of linked current transformer sets, only on the right
- 8 = switching lock, prevents disconnect slide from being actuated
- 9 = separating plate, for electrical separation of neighboring bridges in terminal center
- 10 = partition plate

# URTK/S - Test disconnect terminal block





0311087


<https://www.phoenixcontact.com/us/products/0311087>


## Approvals


To download certificates, visit the product detail page: <https://www.phoenixcontact.com/us/products/0311087>

 <b>CSA</b> Approval ID: 13631				
	Nominal voltage $U_N$	Nominal current $I_N$	Cross section AWG	Cross section $mm^2$
keine				
	300 V	40 A	26 - 10	-

 <b>IECEE CB Scheme</b> Approval ID: NL-65058				
	Nominal voltage $U_N$	Nominal current $I_N$	Cross section AWG	Cross section $mm^2$
keine				
	400 V	-	-	- 6

 <b>EAC</b> Approval ID: KZ7500651131219505				
---	--	--	--	--

 <b>cULus Recognized</b> Approval ID: E60425				
	Nominal voltage $U_N$	Nominal current $I_N$	Cross section AWG	Cross section $mm^2$
B				
	300 V	50 A	26 - 8	-
C				
	300 V	50 A	26 - 8	-

 <b>KEMA-KEUR</b> Approval ID: 71-113436 REV.1				
	Nominal voltage $U_N$	Nominal current $I_N$	Cross section AWG	Cross section $mm^2$
keine				
	400 V	-	-	- 6

<b>DNV</b> Approval ID: TAE00001CT				
---------------------------------------	--	--	--	--

# URTK/S - Test disconnect terminal block



0311087

<https://www.phoenixcontact.com/us/products/0311087>

## Classifications

### ECLASS

ECLASS-13.0	27250109
ECLASS-15.0	27250109

### ETIM

ETIM 10.0	EC000902
-----------	----------

### UNSPSC

UNSPSC 21.0	39121400
-------------	----------

# URTK/S - Test disconnect terminal block



0311087

<https://www.phoenixcontact.com/us/products/0311087>

## Environmental product compliance

### EU RoHS

Fulfills EU RoHS substance requirements	Yes, No exemptions
---	--------------------

### China RoHS

Environment friendly use period (EFUP)	EFUP-E
	No hazardous substances above the limits

### EU REACH SVHC

REACH candidate substance (CAS No.)	No substance above 0.1 wt%
-------------------------------------	----------------------------

### EF3.1 Climate Change

CO2e kg	0.337 kg CO2e
---------	---------------

Phoenix Contact 2026 © - all rights reserved  
<https://www.phoenixcontact.com>

Phoenix Contact USA  
586 Fulling Mill Road  
Middletown, PA 17057, United States  
(+717) 944-1300  
[info@phoenixcon.com](mailto:info@phoenixcon.com)