


BCH-350VF-18 GN - PCB header




5444233

<https://www.phoenixcontact.com/us/products/5444233>

Please be informed that the data shown in this PDF document is generated from our online catalog. Please find the complete data in the user documentation. Our general terms of use for downloads are valid.



PCB headers, nominal cross section: 1.5 mm², color: pastel green, nominal current: 8 A, rated voltage (III/2): 160 V, contact surface: Sn, contact connection type: Pin, number of potentials: 18, number of rows: 1, number of positions: 18, number of connections: 18, product range: BCH-VF, pitch: 3.5 mm, mounting: Wave soldering, pin layout: Linear pinning, solder pin [P]: 3.4 mm, number of solder pins per potential: 1, plug-in system: BASICLINE 1,5, Pin connector pattern alignment: Standard, locking: Screw locking mechanism, mounting method: Threaded flange, type of packaging: packed in cardboard



Your advantages

- Well-known mounting principle allows worldwide use

Commercial data

| | |
|--------------------------------------|--------------------------------|
| Item number | 5444233 |
| Packing unit | 100 pc |
| Minimum order quantity | 100 pc |
| Note | Made to order (non-returnable) |
| Sales key | AA02 |
| Product key | AABSXD |
| GTIN | 4046356836043 |
| Weight per piece (including packing) | 5.089 g |
| Weight per piece (excluding packing) | 5.089 g |
| Customs tariff number | 85366930 |
| Country of origin | CN |

BCH-350VF-18 GN - PCB header



5444233

<https://www.phoenixcontact.com/us/products/5444233>

Technical data

Product properties

| | |
|---------------------------|-----------------------|
| Product type | PCB headers |
| Product family | BCH-VF |
| Product line | COMBICON Connectors S |
| Type | Standard |
| Number of positions | 18 |
| Pitch | 3.5 mm |
| Number of connections | 18 |
| Number of rows | 1 |
| Number of potentials | 18 |
| Mounting type | Threaded flange |
| Pin layout | Linear pinning |
| Solder pins per potential | 1 |

Electrical properties

Properties

| | |
|-----------------------------|--------|
| Nominal current I_N | 8 A |
| Nominal voltage U_N | 160 V |
| Contact resistance | 4.2 mΩ |
| Rated voltage (III/3) | 160 V |
| Rated surge voltage (III/3) | 2.5 kV |
| Rated voltage (III/2) | 160 V |
| Rated surge voltage (III/2) | 2.5 kV |
| Rated voltage (II/2) | 320 V |
| Rated surge voltage (II/2) | 2.5 kV |

Mounting

| | |
|---------------|----------------|
| Mounting type | Wave soldering |
| Pin layout | Linear pinning |

Flange

| | |
|-------------------|--------|
| Tightening torque | 0.3 Nm |
|-------------------|--------|

Material specifications

Material data - contact

| | |
|---|--|
| Note | WEEE/RoHS-compliant, free of whiskers according to IEC 60068-2-82/JEDEC JESD 201 |
| Contact material | Cu alloy |
| Surface characteristics | Tin-plated |
| Metal surface contact area (top layer) | Tin (4 μm - 8 μm Sn) |
| Metal surface contact area (middle layer) | Nickel (1.5 μm - 4 μm Ni) |

BCH-350VF-18 GN - PCB header

5444233


<https://www.phoenixcontact.com/us/products/5444233>

| | |
|---|---------------------------|
| Metal surface soldering area (top layer) | Tin (4 µm - 8 µm Sn) |
| Metal surface soldering area (middle layer) | Nickel (1.5 µm - 4 µm Ni) |

Material data - housing

| | |
|---|---------------------|
| Color (Housing) | pastel green (6019) |
| Insulating material | PA |
| Insulating material group | I |
| CTI according to IEC 60112 | 600 |
| Flammability rating according to UL 94 | V0 |
| Glow wire flammability index GWFI according to EN 60695-2-12 | 850 |
| Glow wire ignition temperature GWIT according to EN 60695-2-13 | 775 |
| Temperature for the ball pressure test according to EN 60695-10-2 | 125 °C |

Dimensions

| | |
|-----------------------|---|
| Dimensional drawing |  |
| Pitch | 3.5 mm |
| Width [w] | 73.3 mm |
| Height [h] | 12.6 mm |
| Length [l] | 7.4 mm |
| Installed height | 9.2 mm |
| Solder pin length [P] | 3.4 mm |
| Pin dimensions | 0.8 x 0.8 mm |

PCB design

| | |
|---------------|--------|
| Hole diameter | 1.2 mm |
|---------------|--------|

Mechanical tests

Visual inspection

| | |
|---------------|-----------------------|
| Specification | IEC 60512-1-1:2002-02 |
| Result | Test passed |

Dimension check

| | |
|---------------|-----------------------|
| Specification | IEC 60512-1-2:2002-02 |
| Result | Test passed |

Resistance of inscriptions

| | |
|---------------|------------------------|
| Specification | IEC 60068-2-70:1995-12 |
| Result | Test passed |

Polarization and coding

BCH-350VF-18 GN - PCB header



5444233

<https://www.phoenixcontact.com/us/products/5444233>

| | |
|---------------|------------------------|
| Specification | IEC 60512-13-5:2006-02 |
| Result | Test passed |

Insertion and withdrawal forces

| | |
|-------------------------------------|------------------------|
| Specification | IEC 60512-13-2:2006-02 |
| Result | Test passed |
| No. of cycles | 25 |
| Insertion strength per pos. approx. | 5 N |
| Withdraw strength per pos. approx. | 2 N |

Electrical tests

Thermal test | Test group C

| | |
|----------------------------|-----------------------|
| Specification | IEC 60512-5-1:2002-02 |
| Tested number of positions | 16 |

Insulation resistance

| | |
|--|-----------------------|
| Specification | IEC 60512-3-1:2002-02 |
| Insulation resistance, neighboring positions | > 5 M Ω |

Air clearances and creepage distances |

| | |
|--|---------------------|
| Specification | IEC 60664-1:2007-04 |
| Insulating material group | I |
| Comparative tracking index (IEC 60112) | CTI 600 |
| Rated insulation voltage (III/3) | 160 V |
| Rated surge voltage (III/3) | 2.5 kV |
| minimum clearance value - non-homogenous field (III/3) | 1.5 mm |
| minimum creepage distance (III/3) | 2 mm |
| Rated insulation voltage (III/2) | 160 V |
| Rated surge voltage (III/2) | 2.5 kV |
| minimum clearance value - non-homogenous field (III/2) | 1.5 mm |
| minimum creepage distance (III/2) | 1.5 mm |
| Rated insulation voltage (II/2) | 320 V |
| Rated surge voltage (II/2) | 2.5 kV |
| minimum clearance value - non-homogenous field (II/2) | 1.5 mm |
| minimum creepage distance (II/2) | 1.6 mm |

Environmental and real-life conditions

Durability test

| | |
|--|-----------------------|
| Specification | IEC 60512-9-1:2010-03 |
| Impulse withstand voltage at sea level | 2.95 kV |
| Contact resistance R ₁ | 4.2 m Ω |
| Contact resistance R ₂ | 4.2 m Ω |
| Insertion/withdrawal cycles | 25 |
| Insulation resistance, neighboring positions | > 5 M Ω |

BCH-350VF-18 GN - PCB header



5444233

<https://www.phoenixcontact.com/us/products/5444233>

Climatic test

| | |
|-----------------------------------|---|
| Specification | EN ISO 22479:2022-06 |
| Corrosive stress | 0.2 dm ³ SO ₂ on 300 dm ³ /40 °C/1 cycle |
| Thermal stress | 100 °C/168 h |
| Power-frequency withstand voltage | 1.39 kV |

Vibration test

| | |
|------------------------|-----------------------------|
| Specification | IEC 60068-2-6:2007-12 |
| Frequency | 10 - 150 - 10 Hz |
| Sweep speed | 1 octave/min |
| Amplitude | 0.35 mm (10 Hz ... 60.1 Hz) |
| Acceleration | 5g (60.1 Hz ... 150 Hz) |
| Test duration per axis | 2.5 h |
| Test directions | X-, Y- and Z-axis |

Ambient conditions

| | |
|---|---|
| Ambient temperature (storage/transport) | -40 °C ... 70 °C |
| Relative humidity (storage/transport) | 30 % ... 70 % |
| Ambient temperature (assembly) | -5 °C ... 100 °C |
| Ambient temperature (operation) | -40 °C ... 100 °C (dependent on the derating curve) |

Packaging specifications

| | |
|-------------------|---------------------|
| Type of packaging | packed in cardboard |
|-------------------|---------------------|

Drawings

Dimensional drawing



Diagram



Type: BCVP-350RF-... with BCH-350VF-...

5444233

<https://www.phoenixcontact.com/us/products/5444233>



Type: BCP-350VF-... with BCH-350VF-...



Type: BCP-350VF-... with BCH-350VF-...

BCH-350VF-18 GN - PCB header



5444233

<https://www.phoenixcontact.com/us/products/5444233>

Drilling plan/solder pad geometry



5444233

<https://www.phoenixcontact.com/us/products/5444233>

Approvals

To download certificates, visit the product detail page: <https://www.phoenixcontact.com/us/products/5444233>

|  cULus Recognized Approval ID: E60425-20071007 | | | | |
|---|-----------------------|-----------------------|-------------------|----------------------|
| | Nominal voltage U_N | Nominal current I_N | Cross section AWG | Cross section mm^2 |
| B | 250 V | 8 A | - | - |
| D | 300 V | 8 A | - | - |

|  VDE report with production monitoring Approval ID: 40040694 | | | | |
|---|-----------------------|-----------------------|-------------------|----------------------|
| | Nominal voltage U_N | Nominal current I_N | Cross section AWG | Cross section mm^2 |
| keine | 160 V | 8 A | - | 0.2 - 1.5 |

BCH-350VF-18 GN - PCB header



5444233

<https://www.phoenixcontact.com/us/products/5444233>

Classifications

ECLASS

| | |
|-------------|----------|
| ECLASS-13.0 | 27460201 |
| ECLASS-15.0 | 27460201 |

ETIM

| | |
|-----------|----------|
| ETIM 10.0 | EC002637 |
|-----------|----------|

UNSPSC

| | |
|-------------|----------|
| UNSPSC 21.0 | 39121400 |
|-------------|----------|

BCH-350VF-18 GN - PCB header



5444233

<https://www.phoenixcontact.com/us/products/5444233>

Environmental product compliance

EU RoHS

| | |
|---|--------------------|
| Fulfills EU RoHS substance requirements | Yes, No exemptions |
|---|--------------------|

China RoHS

| | |
|--|--|
| Environment friendly use period (EFUP) | EFUP-E |
| | No hazardous substances above the limits |

EU REACH SVHC

| | |
|-------------------------------------|----------------------------|
| REACH candidate substance (CAS No.) | No substance above 0.1 wt% |
|-------------------------------------|----------------------------|

Phoenix Contact 2026 © - all rights reserved
<https://www.phoenixcontact.com>

Phoenix Contact USA
586 Fulling Mill Road
Middletown, PA 17057, United States
(+717) 944-1300
info@phoenixcon.com