

PTFIX 6/12X2,5-G BK - Distribution block



3273496

<https://www.phoenixcontact.com/us/products/3273496>

Please be informed that the data shown in this PDF document is generated from our online catalog. Please find the complete data in the user documentation. Our general terms of use for downloads are valid.



Distribution block, Basic terminal block with supply, nom. voltage: 450 V, nominal current: 24 A, number of connections: 13, connection method: Push-in connection, Rated cross section: 2.5 mm², Load contact, cross section: 0.14 mm² - 4 mm², Push-in connection, Line contact, Rated cross section: 6 mm², cross section: 0.5 mm² - 10 mm², mounting type: adhesive, color: black

Your advantages

- Flexible use, thanks to DIN rail mounting, direct mounting or adhesive mounting
- Clear wiring, thanks to eleven different color variants
- Time-saving conductor connection, thanks to tool-free Push-in direct connection technology
- Time savings of up to 80 %, thanks to ready-to-mount blocks without manual bridging
- Space savings of up to 50 % on the DIN rail, thanks to transverse mounting

Commercial data

Item number	3273496
Packing unit	8 pc
Minimum order quantity	8 pc
Sales key	BE09
Product key	BEA123
GTIN	4055626393247
Weight per piece (including packing)	30.96 g
Weight per piece (excluding packing)	30.96 g
Customs tariff number	85369010
Country of origin	PL

PTFIX 6/12X2,5-G BK - Distribution block



3273496

<https://www.phoenixcontact.com/us/products/3273496>

Technical data

Notes

Notes on operation	the blocks can be bridged with one another via the conductor shaft, for corresponding plug-in bridges, see accessories
--------------------	--

General

Note	For power distribution applications, IEC 60364-4-43:2008; modified + corrigendum Okt. 2008 (DIN VDE 0100-430:2010-10) section 433.2 ff must be observed!
------	--

Product properties

Product type	Distributor terminal block
Number of connections	13
Number of rows	1
Potentials	1

Insulation characteristics

Overvoltage category	III
Degree of pollution	3

Electrical properties

Rated surge voltage	6 kV
Maximum power dissipation for nominal condition	0.77 W

Connection data

Service Entrance	yes
Number of connections per level	13
Nominal cross section	2.5 mm ²
Rated cross section AWG	14

Load contact

Connection method	Push-in connection
Stripping length	8 mm ... 10 mm
Internal cylindrical gage	A3
Connection in acc. with standard	IEC 60998-2-2
Conductor cross-section rigid	0.14 mm ² ... 4 mm ²
Cross section AWG	26 ... 12 (converted acc. to IEC)
Conductor cross-section flexible	0.14 mm ² ... 4 mm ²
Conductor cross-section, flexible [AWG]	26 ... 12 (converted acc. to IEC)
Conductor cross-section flexible (ferrule without plastic sleeve)	0.14 mm ² ... 2.5 mm ²
Flexible conductor cross-section (ferrule with plastic sleeve)	0.14 mm ² ... 2.5 mm ²
2 conductors with the same cross section, flexible, with TWIN ferrule with plastic sleeve	0.5 mm ²
Nominal cross section	2.5 mm ²
Nominal current	24 A

PTFIX 6/12X2,5-G BK - Distribution block



3273496

<https://www.phoenixcontact.com/us/products/3273496>

Maximum load current	32 A (with 4 mm ² conductor cross-section)
Maximum total current	57 A (The maximum load current of the individual terminal point must not be exceeded.)
Nominal voltage	450 V

Line contact

Connection method	Push-in connection
Stripping length	10 mm ... 12 mm
Connection in acc. with standard	IEC 60998-2-2
Conductor cross-section rigid	0.5 mm ² ... 10 mm ²
Cross section AWG	20 ... 8 (converted acc. to IEC)
Conductor cross-section flexible	0.5 mm ² ... 10 mm ²
Conductor cross-section, flexible [AWG]	20 ... 8 (converted acc. to IEC)
Conductor cross-section flexible (ferrule without plastic sleeve)	0.5 mm ² ... 6 mm ²
Flexible conductor cross-section (ferrule with plastic sleeve)	0.5 mm ² ... 6 mm ²
2 conductors with the same cross section, flexible, with TWIN ferrule with plastic sleeve	0.5 mm ² ... 1.5 mm ²
Nominal cross section	6 mm ²
Nominal current	41 A
Maximum load current	57 A (with 10 mm ² conductor cross-section)
Maximum total current	57 A (The maximum load current of the individual terminal point must not be exceeded.)
Nominal voltage	450 V

Load contact Connection cross sections directly pluggable

Conductor cross-section rigid	0.34 mm ² ... 4 mm ²
Conductor cross-section, rigid [AWG]	24 ... 12 (converted acc. to IEC)
Conductor cross-section flexible (ferrule without plastic sleeve)	0.5 mm ² ... 2.5 mm ²
Flexible conductor cross-section (ferrule with plastic sleeve)	0.34 mm ² ... 2.5 mm ²

Line contact Connection cross sections directly pluggable

Conductor cross-section rigid	1 mm ² ... 10 mm ²
Conductor cross-section flexible (ferrule without plastic sleeve)	1 mm ² ... 6 mm ²
Flexible conductor cross-section (ferrule with plastic sleeve)	1 mm ² ... 6 mm ²

Dimensions

Width	41 mm
Height	28.6 mm
Depth	22.7 mm

Material specifications

Color	black (RAL 9005)
Flammability rating according to UL 94	V0
Insulating material group	I
Insulating material	PA
Static insulating material application in cold	-60 °C

PTFIX 6/12X2,5-G BK - Distribution block



3273496

<https://www.phoenixcontact.com/us/products/3273496>

Relative insulation material temperature index (Elec., UL 746 B)	130 °C
Fire protection for rail vehicles (DIN EN 45545-2) R22	HL 1 - HL 3
Fire protection for rail vehicles (DIN EN 45545-2) R23	HL 1 - HL 3
Fire protection for rail vehicles (DIN EN 45545-2) R24	HL 1 - HL 3
Fire protection for rail vehicles (DIN EN 45545-2) R26	HL 1 - HL 3
Surface flammability NFPA 130 (ASTM E 162)	passed
Specific optical density of smoke NFPA 130 (ASTM E 662)	passed
Smoke gas toxicity NFPA 130 (SMP 800C)	passed

Mechanical properties

Mechanical data

Open side panel	No
-----------------	----

Mechanical tests

Attachment on the carrier

DIN rail/fixing support	NS 35/NS 15
Result	Test passed
Note	<p>When aligning several blocks, it is recommended to either place a DIN rail adapter underneath the connection point or a flange element between the blocks.</p> <p>For versions with 6 or 7 connections, it is enough to place one DIN rail adapter centrally per block and place flange elements after every other block.</p> <p>When using the DIN rail adapter PTFIX-NS35, an aligned block must not protrude by more than a half.</p>

Environmental and real-life conditions

Needle-flame test

Time of exposure	30 s
Result	Test passed

Oscillation/broadband noise

Specification	DIN EN 50155 (VDE 0115-200):2008-03
Spectrum	Long life test category 2, bogie-mounted
Frequency	$f_1 = 5 \text{ Hz}$ to $f_2 = 250 \text{ Hz}$
ASD level	$6.12 \text{ (m/s}^2\text{)}^2\text{/Hz}$
Acceleration	3.12g
Test duration per axis	5 h
Test directions	X-, Y- and Z-axis
Result	Test passed

Shocks

Specification	DIN EN 50155 (VDE 0115-200):2008-03
Pulse shape	Half-sine
Acceleration	30g

PTFIX 6/12X2,5-G BK - Distribution block



3273496

<https://www.phoenixcontact.com/us/products/3273496>

Shock duration	18 ms
Number of shocks per direction	3
Test directions	X-, Y- and Z-axis (pos. and neg.)
Result	Test passed

Ambient conditions

Ambient temperature (operation)	-35 °C ... 110 °C (Operating temperature range incl. self-heating; for max. short-term operating temperature, see RTI Elec.)
Ambient temperature (storage/transport)	-25 °C ... 60 °C (for a short time, not exceeding 24 h, -60 °C to +70 °C)
Ambient temperature (assembly)	-5 °C ... 70 °C
Ambient temperature (actuation)	-5 °C ... 70 °C
Permissible humidity (operation)	20 % ... 90 %
Permissible humidity (storage/transport)	30 % ... 70 %

Standards and regulations

Connection in acc. with standard	IEC 60998-2-2
	IEC 60998-2-2

Mounting

Mounting type	adhesive
---------------	----------

PTFIX 6/12X2,5-G BK - Distribution block

3273496

<https://www.phoenixcontact.com/us/products/3273496>



Drawings

Circuit diagram



PTFIX 6/12X2,5-G BK - Distribution block





3273496

<https://www.phoenixcontact.com/us/products/3273496>


Approvals


To download certificates, visit the product detail page: <https://www.phoenixcontact.com/us/products/3273496>

 CSA Approval ID: 13631				
	Nominal voltage U_N	Nominal current I_N	Cross section AWG	Cross section mm^2
D				
Input	600 V	5 A	20 - 8	-
B				
Output	300 V	20 A	26 - 12	-
Input	300 V	50 A	20 - 8	-
C				
Output	300 V	20 A	26 - 12	-
Input	300 V	50 A	20 - 8	-

 IECEE CB Scheme Approval ID: DE1-63086				
	Nominal voltage U_N	Nominal current I_N	Cross section AWG	Cross section mm^2
keine				
	450 V	41 A	-	- 6

 EAC Approval ID: RU C-DE.BL08.B.00644				
---	--	--	--	--

 VDE Zeichengenehmigung Approval ID: 40047798				
	Nominal voltage U_N	Nominal current I_N	Cross section AWG	Cross section mm^2
keine				
	450 V	41 A	-	-

 cULus Recognized Approval ID: E60425				
	Nominal voltage U_N	Nominal current I_N	Cross section AWG	Cross section mm^2
B				
Output	300 V	20 A	26 - 12	-
Input	300 V	50 A	20 - 8	-
C				
Output	300 V	20 A	26 - 12	-
Input	300 V	50 A	20 - 8	-
D				
Output	600 V	5 A	26 - 12	-

PTFIX 6/12X2,5-G BK - Distribution block



3273496

<https://www.phoenixcontact.com/us/products/3273496>

Input	600 V	5 A	20 - 8	-
-------	-------	-----	--------	---



EAC

Approval ID: KZ7500651131219505

PTFIX 6/12X2,5-G BK - Distribution block



3273496

<https://www.phoenixcontact.com/us/products/3273496>

Classifications

ECLASS

ECLASS-13.0	27250118
ECLASS-15.0	27250118

ETIM

ETIM 9.0	EC000897
----------	----------

UNSPSC

UNSPSC 21.0	39121400
-------------	----------

PTFIX 6/12X2,5-G BK - Distribution block



3273496

<https://www.phoenixcontact.com/us/products/3273496>

Environmental product compliance

EU RoHS

Fulfills EU RoHS substance requirements	Yes, No exemptions
---	--------------------

China RoHS

Environment friendly use period (EFUP)	EFUP-E
	No hazardous substances above the limits

EU REACH SVHC

REACH candidate substance (CAS No.)	No substance above 0.1 wt%
-------------------------------------	----------------------------

Phoenix Contact 2026 © - all rights reserved
<https://www.phoenixcontact.com>

Phoenix Contact USA
586 Fulling Mill Road
Middletown, PA 17057, United States
(+717) 944-1300
info@phoenixcon.com