


# RBO 12-FE - Bolt connection terminal block



3244628

<https://www.phoenixcontact.com/us/products/3244628>

Please be informed that the data shown in this PDF document is generated from our online catalog. Please find the complete data in the user documentation. Our general terms of use for downloads are valid.



Bolt connection terminal block, nom. voltage: 1000 V, nominal current: 415 A, number of connections: 2, number of positions: 1, connection method: Bolt connection, Rated cross section: 240 mm<sup>2</sup>, mounting type: NS 35/7,5, NS 35/15, direct screw connection, color: black/yellow

## Your advantages

- Tested for railway applications

## Commercial data

Item number	3244628
Packing unit	5 pc
Minimum order quantity	5 pc
Sales key	BE44
Product key	BE4412
GTIN	4046356724456
Weight per piece (including packing)	375.5 g
Weight per piece (excluding packing)	375.5 g
Customs tariff number	85369010
Country of origin	CN

# RBO 12-FE - Bolt connection terminal block



3244628

<https://www.phoenixcontact.com/us/products/3244628>

## Technical data

### Product properties

Product type	Bolt connection terminal block
Product family	RBO
Area of application	Railway industry
	Machine building
	Plant engineering
Number of positions	1
Pitch	49 mm
Number of connections	2
Number of rows	1
Potentials	1

### Insulation characteristics

Overvoltage category	III
Degree of pollution	3

### Electrical properties

Rated surge voltage	8 kV
Maximum power dissipation for nominal condition	13.78 W

### Connection data

Number of connections per level	2
Nominal cross section	240 mm <sup>2</sup>
Connection method	Bolt connection
Stripping length	The stripping length depends on the specification provided by the cable lug manufacturer.
Connection in acc. with standard	IEC 60947-7-1
Nominal cross section	240 mm <sup>2</sup>
Nominal current	415 A
Maximum load current	415 A (with 240 mm <sup>2</sup> conductor cross-section)
Nominal voltage	1000 V

### Cable lug connection DIN 46234:1980-03

Connection in acc. with standard	DIN 46234:1980-03
Cross section	10 mm <sup>2</sup> ... 240 mm <sup>2</sup>
Cross section range AWG	8 ... 500 kcmil (converted acc. to IEC)
Hole diameter	13 mm
Width	38 mm
Bolt diameter	12 mm
Screw thread	M12
Tightening torque	14 ... 30 Nm
Connection in acc. with standard	DIN 46235:1983-07
Cross section	10 mm <sup>2</sup> ... 240 mm <sup>2</sup>

# RBO 12-FE - Bolt connection terminal block



3244628

<https://www.phoenixcontact.com/us/products/3244628>

Cross section range AWG	8 ... 500 kcmil (converted acc. to IEC)
Hole diameter	13 mm
Width	42 mm
Bolt diameter	12 mm
Screw thread	M12
Tightening torque	14 ... 30 Nm

## Ex data

### Rated data (ATEX/IECEx)

Identification	Ⓔ II 2 GD Ex eb IIC Gb
Operating temperature range	-60 °C ... 110 °C
Ex-certified accessories	3247983 HC-RBO 12 0800886 E/NS 35 N
List of bridges	/ RBO 12-VS 2 / 3244669 / RBO 12-VS 3 / 3244672
Bridge data	415 A (240 mm <sup>2</sup> )
Ex temperature increase for bridging with bridge	40 K (415 A / 240 mm <sup>2</sup> ) 1100 V
Rated insulation voltage output	1000 V (Permanent)

### Ex level General

Rated voltage	1100 V
Rated current	415 A
Maximum load current	415 A
Contact resistance	0.05 mΩ

### Ex connection data General

Torque range	14 Nm ... 30 Nm
Nominal cross section	240 mm <sup>2</sup>
Rated cross section AWG	500 kcmil
Connection capacity rigid	10 mm <sup>2</sup> ... 240 mm <sup>2</sup>
Connection capacity AWG	8 ... 500 kcmil
Connection capacity flexible	10 mm <sup>2</sup> ... 240 mm <sup>2</sup>
Connection capacity AWG	8 ... 500 kcmil
2 conductors with same cross section, solid	10 mm <sup>2</sup> ... 240 mm <sup>2</sup>
2 conductors with the same cross-section AWG rigid	8 ... 500 kcmil
2 conductors with same cross section, stranded	10 mm <sup>2</sup> ... 240 mm <sup>2</sup>
2 conductors with the same cross-section AWG flexible	8 ... 500 kcmil


## Dimensions

# RBO 12-FE - Bolt connection terminal block



3244628

<https://www.phoenixcontact.com/us/products/3244628>

Dimensional drawing	
Width	49 mm
Height	164 mm
Depth on NS 35/7,5	83.3 mm
Depth on NS 35/15	90.8 mm
Bolt length	36.5 mm
Hole diameter	6.4 mm
Pitch	49 mm

## Material specifications

Color	multicolored (RAL -) black (RAL 9005) yellow (RAL 1018)
Flammability rating according to UL 94	V0
Insulating material group	I
Insulating material	PA
Static insulating material application in cold	-60 °C
Relative insulation material temperature index (Elec., UL 746 B)	130 °C
Fire protection for rail vehicles (DIN EN 45545-2) R22	HL 1 - HL 3
Fire protection for rail vehicles (DIN EN 45545-2) R23	HL 1 - HL 3
Fire protection for rail vehicles (DIN EN 45545-2) R24	HL 1 - HL 3
Fire protection for rail vehicles (DIN EN 45545-2) R26	HL 1 - HL 3
Surface flammability NFPA 130 (ASTM E 162)	passed
Specific optical density of smoke NFPA 130 (ASTM E 662)	passed
Smoke gas toxicity NFPA 130 (SMP 800C)	passed

## Electrical tests

### Surge voltage test

Test voltage setpoint	9.8 kV
Result	Test passed

### Temperature-rise test

Requirement temperature-rise test	Increase in temperature $\leq$ 45 K
Result	Test passed
Short-time withstand current 240 mm <sup>2</sup>	28.8 kA
Result	Test passed

### Power-frequency withstand voltage

# RBO 12-FE - Bolt connection terminal block



3244628

<https://www.phoenixcontact.com/us/products/3244628>

Test voltage setpoint	2.2 kV
Result	Test passed

## Mechanical properties

### Mechanical data

Open side panel	No
-----------------	----

## Mechanical tests

### Mechanical strength

Result	Test passed
--------	-------------

### Attachment on the carrier

DIN rail/fixing support	NS 32/NS 35
Test force setpoint	20 N
Result	Test passed

### Test for conductor damage and slackening

Rotation speed	10 (+/- 2) rpm
Revolutions	135
Conductor cross-section/weight	240 mm <sup>2</sup> /20.0 kg
Result	Test passed

## Environmental and real-life conditions

### Needle-flame test

Time of exposure	30 s
Result	Test passed

### Oscillation/broadband noise

Specification	DIN EN 50155 (VDE 0115-200):2022-06
Spectrum	Long life test category 2, bogie-mounted
Frequency	$f_1 = 5 \text{ Hz}$ to $f_2 = 250 \text{ Hz}$
ASD level	6.12 (m/s <sup>2</sup> ) <sup>2</sup> /Hz
Acceleration	3.12g
Test duration per axis	5 h
Test directions	X-, Y- and Z-axis
Result	Test passed

### Shocks

Specification	DIN EN 50155 (VDE 0115-200):2008-03
Pulse shape	Half-sine
Acceleration	5g
Shock duration	30 ms
Number of shocks per direction	3
Test directions	X-, Y- and Z-axis (pos. and neg.)
Result	Test passed

# RBO 12-FE - Bolt connection terminal block



3244628

<https://www.phoenixcontact.com/us/products/3244628>

## Ambient conditions

Ambient temperature (operation)	-60 °C ... 110 °C (Operating temperature range incl. self-heating; for max. short-term operating temperature, see RTI Elec.)
Ambient temperature (storage/transport)	-25 °C ... 60 °C (for a short time, not exceeding 24 h, -60 °C to +70 °C)
Ambient temperature (assembly)	-5 °C ... 70 °C
Ambient temperature (actuation)	-5 °C ... 70 °C
Permissible humidity (operation)	20 % ... 90 %
Permissible humidity (storage/transport)	30 % ... 70 %

## Standards and regulations

Connection in acc. with standard	IEC 60947-7-1
----------------------------------	---------------

## Mounting

Mounting type	NS 35/7,5
	NS 35/15
	direct screw connection

# RBO 12-FE - Bolt connection terminal block

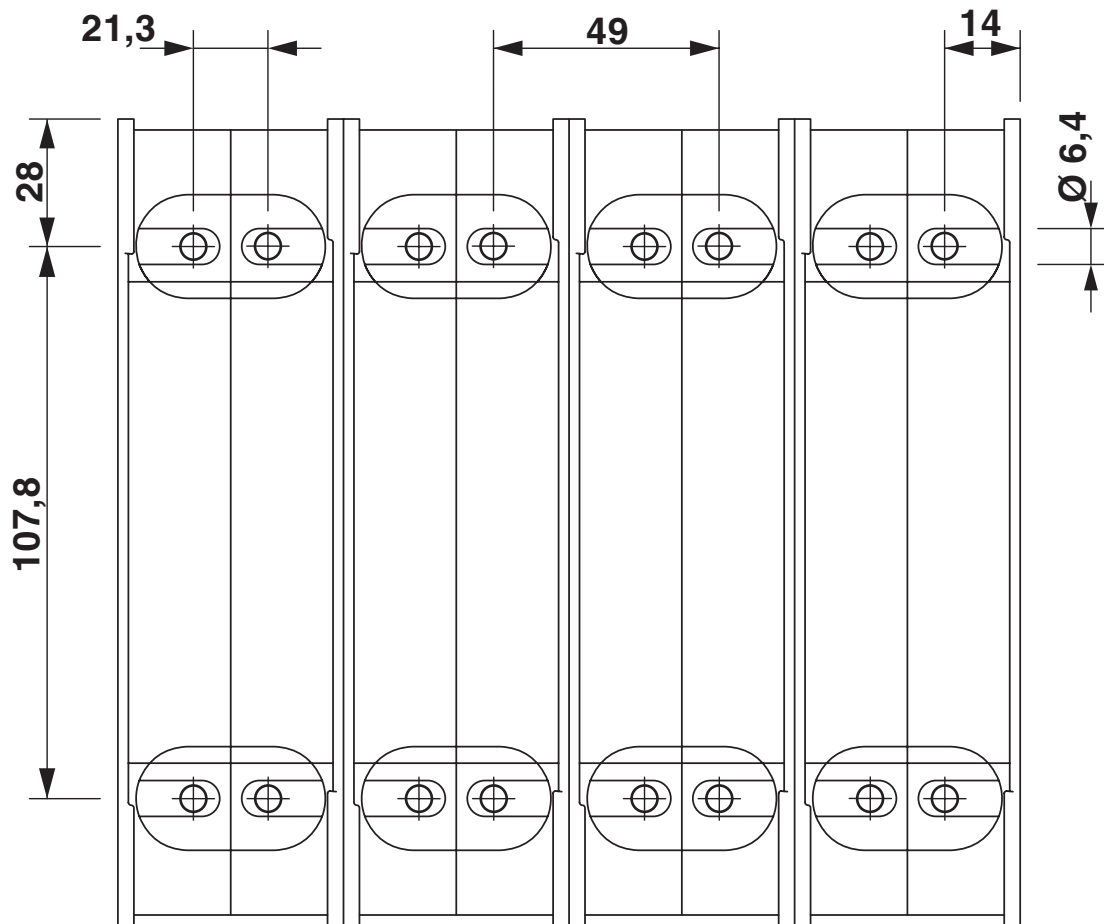


3244628

<https://www.phoenixcontact.com/us/products/3244628>

## Drawings

Dimensional drawing



# RBO 12-FE - Bolt connection terminal block

3244628

<https://www.phoenixcontact.com/us/products/3244628>



Circuit diagram



# RBO 12-FE - Bolt connection terminal block





3244628

<https://www.phoenixcontact.com/us/products/3244628>

## Approvals


To download certificates, visit the product detail page: <https://www.phoenixcontact.com/us/products/3244628>


 <b>CSA</b> Approval ID: 13631				
	Nominal voltage $U_N$	Nominal current $I_N$	Cross section AWG	Cross section $mm^2$
C	1000 V	420 A	8 - 600	-


 <b>UL Recognized</b> Approval ID: E60425				
	Nominal voltage $U_N$	Nominal current $I_N$	Cross section AWG	Cross section $mm^2$
B	600 V	420 A	8 - 600	-
C	600 V	420 A	8 - 600	-
E	1000 V	420 A	8 - 600	-

 <b>EAC</b> Approval ID: RU C-DE.BL08.B.00540				
---	--	--	--	--

<b>DNV</b> Approval ID: TAE00004G1				
---------------------------------------	--	--	--	--

 <b>IECEX</b> Approval ID: IECEXSEV13.0003U				
	Nominal voltage $U_N$	Nominal current $I_N$	Cross section AWG	Cross section $mm^2$
keine	1100 V	415 A	-	10 - 240

 <b>ATEX</b> Approval ID: SEV13ATEX0132U				
	Nominal voltage $U_N$	Nominal current $I_N$	Cross section AWG	Cross section $mm^2$
keine	1100 V	415 A	-	10 - 240

 <b>CCC</b> Approval ID: 2020322313000627				
---	--	--	--	--

# RBO 12-FE - Bolt connection terminal block



3244628

<https://www.phoenixcontact.com/us/products/3244628>



**UKCA-EX**

Approval ID: CML 22UKEX1230U



**EAC Ex**

Approval ID: KZ 7500525010101950

# RBO 12-FE - Bolt connection terminal block



3244628

<https://www.phoenixcontact.com/us/products/3244628>

## Classifications

### ECLASS

ECLASS-13.0	27250101
ECLASS-15.0	27250101

### ETIM

ETIM 10.0	EC000897
-----------	----------

### UNSPSC

UNSPSC 21.0	39121400
-------------	----------

# RBO 12-FE - Bolt connection terminal block



3244628

<https://www.phoenixcontact.com/us/products/3244628>

## Environmental product compliance

### EU RoHS

Fulfills EU RoHS substance requirements	Yes, No exemptions
---	--------------------

### China RoHS

Environment friendly use period (EFUP)	EFUP-E
	No hazardous substances above the limits

### EU REACH SVHC

REACH candidate substance (CAS No.)	No substance above 0.1 wt%
-------------------------------------	----------------------------

### EF3.1 Climate Change

CO2e kg	3.418 kg CO2e
---------	---------------

Phoenix Contact 2026 © - all rights reserved  
<https://www.phoenixcontact.com>

Phoenix Contact USA  
586 Fulling Mill Road  
Middletown, PA 17057, United States  
(+717) 944-1300  
[info@phoenixcon.com](mailto:info@phoenixcon.com)