


# MSB 2,5-FE-M - Mini feed-through terminal block



3244264

<https://www.phoenixcontact.com/us/products/3244264>

Please be informed that the data shown in this PDF document is generated from our online catalog. Please find the complete data in the user documentation. Our general terms of use for downloads are valid.



Mini feed-through terminal block, Mounting in conjunction with flange or securing pin terminal, nom. voltage: 800 V, nominal current: 24 A, number of connections: 2, connection method: Spring-cage connection, Rated cross section: 2.5 mm<sup>2</sup>, 1 level, cross section: 0.08 mm<sup>2</sup> - 4 mm<sup>2</sup>, mounting type: other, color: black/yellow

## Your advantages

- Clear arrangement thanks to marking of all terminal points
- Space saving thanks to compact design and mounting option on a 15 mm DIN rail

## Commercial data

Item number	3244264
Packing unit	50 pc
Minimum order quantity	50 pc
Sales key	BE02
Product key	BE2165
GTIN	4046356793148
Weight per piece (including packing)	3.8 g
Weight per piece (excluding packing)	3.89 g
Customs tariff number	85369010
Country of origin	CN

# MSB 2,5-FE-M - Mini feed-through terminal block



3244264

<https://www.phoenixcontact.com/us/products/3244264>

## Technical data

### Product properties

Product type	Miniature terminal block
Number of connections	2
Number of rows	1

### Insulation characteristics

Overvoltage category	III
Degree of pollution	3

### Electrical properties

Rated surge voltage	8 kV
Maximum power dissipation for nominal condition	0.77 W

### Connection data

Number of connections per level	2
Nominal cross section	2.5 mm <sup>2</sup>

#### 1 level

Connection method	Spring-cage connection
Stripping length	8 mm
Internal cylindrical gage	A3
Connection in acc. with standard	IEC 60947-7-1
Conductor cross-section rigid	0.08 mm <sup>2</sup> ... 4 mm <sup>2</sup>
Cross section AWG	28 ... 12 (converted acc. to IEC)
Conductor cross-section flexible	0.08 mm <sup>2</sup> ... 2.5 mm <sup>2</sup>
Conductor cross-section, flexible [AWG]	28 ... 14 (converted acc. to IEC)
Conductor cross-section flexible (ferrule without plastic sleeve)	0.14 mm <sup>2</sup> ... 2.5 mm <sup>2</sup>
Flexible conductor cross-section (ferrule with plastic sleeve)	0.14 mm <sup>2</sup> ... 2.5 mm <sup>2</sup>
2 conductors with the same cross section, flexible, with TWIN ferrule with plastic sleeve	0.5 mm <sup>2</sup>
Nominal cross section	2.5 mm <sup>2</sup>
Nominal current	24 A
Maximum load current	30 A (with 4 mm <sup>2</sup> conductor cross-section)
Nominal voltage	800 V
Connection in acc. with standard	IEC/EN 60079-7
Cross section AWG	28 ... 12 (converted acc. to IEC)
Conductor cross-section, flexible [AWG]	28 ... 14 (converted acc. to IEC)

### Ex data

#### Rated data (ATEX/IECEx)

Identification	⊕ II 2 G Ex eb IIC Gb
Operating temperature range	-60 °C ... 110 °C

# MSB 2,5-FE-M - Mini feed-through terminal block



3244264

<https://www.phoenixcontact.com/us/products/3244264>

Ex-certified accessories	3024177 D-MZB 1,5
	3024180 D-MSB 1,5-F
	1204517 SZF 1-0,6X3,5
Ex temperature increase	40 K (21.3 A / 2.5 mm <sup>2</sup> )
Rated insulation voltage when mounting on DIN rails	630 V
Rated insulation voltage when directly mounted on mounting surface	500 V
output	(Permanent)

## Ex level General

Rated voltage when mounting on DIN rails	690 V
Rated voltage during direct mounting on mounting surface	550 V
Rated current	21 A
Maximum load current	26 A
Contact resistance	0.87 mΩ

## Ex connection data General

Nominal cross section	2.5 mm <sup>2</sup>
Rated cross section AWG	14
Connection capacity rigid	0.08 mm <sup>2</sup> ... 4 mm <sup>2</sup>
Connection capacity AWG	28 ... 12
Connection capacity flexible	0.08 mm <sup>2</sup> ... 2.5 mm <sup>2</sup>
Connection capacity AWG	28 ... 14

## Dimensions

Width	5.2 mm
End cover width	4 mm
Height	32 mm
Depth	22 mm

## Material specifications

Color	multicolored (RAL -)
	black (RAL 9005)
	yellow (RAL 1018)
Flammability rating according to UL 94	V0
Insulating material group	I
Insulating material	PA
Static insulating material application in cold	-60 °C
Temperature index of insulation material (DIN EN 60216-1 (VDE 0304-21))	130 °C
Relative insulation material temperature index (Elec., UL 746 B)	130 °C
Fire protection for rail vehicles (DIN EN 45545-2) R22	HL 1 - HL 3
Fire protection for rail vehicles (DIN EN 45545-2) R23	HL 1 - HL 3
Fire protection for rail vehicles (DIN EN 45545-2) R24	HL 1 - HL 3
Fire protection for rail vehicles (DIN EN 45545-2) R26	HL 1 - HL 3
Calorimetric heat release NFPA 130 (ASTM E 1354)	28 MJ/kg

# MSB 2,5-FE-M - Mini feed-through terminal block



3244264

<https://www.phoenixcontact.com/us/products/3244264>

Surface flammability NFPA 130 (ASTM E 162)	passed
Specific optical density of smoke NFPA 130 (ASTM E 662)	passed
Smoke gas toxicity NFPA 130 (SMP 800C)	passed

## Mechanical properties

### Mechanical data

Open side panel	Yes
-----------------	-----

## Environmental and real-life conditions

### Ambient conditions

Ambient temperature (operation)	-60 °C ... 110 °C (Operating temperature range incl. self-heating; for max. short-term operating temperature, see RTI Elec.)
Ambient temperature (storage/transport)	-25 °C ... 60 °C (for a short time, not exceeding 24 h, -60 °C to +70 °C)
Ambient temperature (assembly)	-5 °C ... 70 °C
Ambient temperature (actuation)	-5 °C ... 70 °C
Permissible humidity (operation)	20 % ... 90 %
Permissible humidity (storage/transport)	30 % ... 70 %

## Standards and regulations

Connection in acc. with standard	IEC 60947-7-1
	IEC/EN 60079-7

## Mounting

Mounting type	other
---------------	-------

# MSB 2,5-FE-M - Mini feed-through terminal block

3244264

<https://www.phoenixcontact.com/us/products/3244264>



## Drawings

### Circuit diagram



# MSB 2,5-FE-M - Mini feed-through terminal block





3244264


<https://www.phoenixcontact.com/us/products/3244264>

## Approvals


To download certificates, visit the product detail page: <https://www.phoenixcontact.com/us/products/3244264>

 <b>CSA</b> Approval ID: 13631				
	Nominal voltage $U_N$	Nominal current $I_N$	Cross section AWG	Cross section $\text{mm}^2$
B	600 V	20 A	28 - 12	-
C	600 V	20 A	28 - 12	-

 <b>cUL Recognized</b> Approval ID: FILE E 60425				
	Nominal voltage $U_N$	Nominal current $I_N$	Cross section AWG	Cross section $\text{mm}^2$
keine	600 V	15 A	26 - 14	-

 <b>UL Recognized</b> Approval ID: FILE E 60425				
	Nominal voltage $U_N$	Nominal current $I_N$	Cross section AWG	Cross section $\text{mm}^2$
keine	600 V	15 A	26 - 14	-

<b>DNV</b> Approval ID: TAE00001CS				
---------------------------------------	--	--	--	--

 <b>EAC Ex</b> Approval ID: KZ 7500525010101950				
---	--	--	--	--

 <b>IECEx</b> Approval ID: IECExPTB08.0048U				
---	--	--	--	--

 <b>ATEX</b> Approval ID: PTB08ATEX1075U				
--	--	--	--	--

 <b>CCC</b> Approval ID: 2020322313000629				
---	--	--	--	--

# MSB 2,5-FE-M - Mini feed-through terminal block



3244264

<https://www.phoenixcontact.com/us/products/3244264>



**UKCA-EX**

Approval ID: CSAE 22UKEX1245U

# MSB 2,5-FE-M - Mini feed-through terminal block



3244264

<https://www.phoenixcontact.com/us/products/3244264>

## Classifications

### ECLASS

ECLASS-13.0	27250101
ECLASS-15.0	27250101

### ETIM

ETIM 10.0	EC000897
-----------	----------

### UNSPSC

UNSPSC 21.0	39121400
-------------	----------

# MSB 2,5-FE-M - Mini feed-through terminal block



3244264

<https://www.phoenixcontact.com/us/products/3244264>

## Environmental product compliance

### EU RoHS

Fulfills EU RoHS substance requirements	Yes, No exemptions
---	--------------------

### China RoHS

Environment friendly use period (EFUP)	EFUP-E
	No hazardous substances above the limits

### EU REACH SVHC

REACH candidate substance (CAS No.)	No substance above 0.1 wt%
-------------------------------------	----------------------------

### EF3.1 Climate Change

CO2e kg	0.069 kg CO2e
---------	---------------

Phoenix Contact 2026 © - all rights reserved  
<https://www.phoenixcontact.com>

Phoenix Contact USA  
586 Fulling Mill Road  
Middletown, PA 17057, United States  
(+717) 944-1300  
[info@phoenixcon.com](mailto:info@phoenixcon.com)