

# MSB 2,5-PE - Mini protective conductor terminal block



3244151

<https://www.phoenixcontact.com/us/products/3244151>

Please be informed that the data shown in this PDF document is generated from our online catalog. Please find the complete data in the user documentation. Our general terms of use for downloads are valid.



Mini protective conductor terminal block, number of connections: 2, connection method: Spring-cage connection, 1 level, cross section: 0.08 mm<sup>2</sup> - 4 mm<sup>2</sup>, mounting type: NS 15, color: green-yellow

## Your advantages

- Can be used in smaller terminal boxes
- Ideal for wiring in a small amount of space

## Commercial data

Item number	3244151
Packing unit	50 pc
Minimum order quantity	50 pc
Sales key	BE02
Product key	BE2161
GTIN	4046356145435
Weight per piece (including packing)	5.06 g
Weight per piece (excluding packing)	5 g
Customs tariff number	85369010
Country of origin	CN

# MSB 2,5-PE - Mini protective conductor terminal block



3244151

<https://www.phoenixcontact.com/us/products/3244151>

## Technical data

### Product properties

Product type	Ground terminal block
Number of connections	2
Number of rows	1

### Insulation characteristics

Overvoltage category	III
Degree of pollution	3

### Electrical properties

Rated surge voltage	8 kV
Maximum power dissipation for nominal condition	0.77 W

### Connection data

Grounding foot	Yes
Number of connections per level	2
Nominal cross section	2.5 mm <sup>2</sup>

#### 1 level

Connection method	Spring-cage connection
Note	Please observe the current carrying capacity of the DIN rails.
Stripping length	8 mm
Internal cylindrical gage	A3
Connection in acc. with standard	IEC 60947-7-2
Conductor cross-section rigid	0.08 mm <sup>2</sup> ... 4 mm <sup>2</sup>
Cross section AWG	28 ... 12 (converted acc. to IEC)
Conductor cross-section flexible	0.08 mm <sup>2</sup> ... 2.5 mm <sup>2</sup>
Conductor cross-section, flexible [AWG]	28 ... 14 (converted acc. to IEC)
Conductor cross-section flexible (ferrule without plastic sleeve)	0.14 mm <sup>2</sup> ... 2.5 mm <sup>2</sup>
Flexible conductor cross-section (ferrule with plastic sleeve)	0.14 mm <sup>2</sup> ... 2.5 mm <sup>2</sup>
Connection in acc. with standard	IEC/EN 60079-7

### Ex data

#### Rated data (ATEX/IECEx)

Identification	⊕ II 2 G Ex eb IIC Gb
Operating temperature range	-60 °C ... 110 °C
Ex-certified accessories	3024177 D-MZB 1,5 1204517 SZF 1-0,6X3,5 3022263 CLIPFIX 15
output	(Permanent)

#### Ex connection data General

# MSB 2,5-PE - Mini protective conductor terminal block



3244151

<https://www.phoenixcontact.com/us/products/3244151>

Nominal cross section	2.5 mm <sup>2</sup>
Rated cross section AWG	14
Connection capacity rigid	0.08 mm <sup>2</sup> ... 4 mm <sup>2</sup>
Connection capacity AWG	28 ... 12
Connection capacity flexible	0.08 mm <sup>2</sup> ... 2.5 mm <sup>2</sup>
Connection capacity AWG	28 ... 14

## Dimensions

Width	5.2 mm
End cover width	4 mm
Height	32 mm
Depth	22 mm
Depth on NS 15	30 mm

## Material specifications

Color	green-yellow
Flammability rating according to UL 94	V0
Insulating material group	I
Insulating material	PA
Static insulating material application in cold	-60 °C
Temperature index of insulation material (DIN EN 60216-1 (VDE 0304-21))	130 °C
Relative insulation material temperature index (Elec., UL 746 B)	130 °C
Fire protection for rail vehicles (DIN EN 45545-2) R22	HL 1 - HL 3
Fire protection for rail vehicles (DIN EN 45545-2) R23	HL 1 - HL 3
Fire protection for rail vehicles (DIN EN 45545-2) R24	HL 1 - HL 3
Fire protection for rail vehicles (DIN EN 45545-2) R26	HL 1 - HL 3
Calorimetric heat release NFPA 130 (ASTM E 1354)	28 MJ/kg
Surface flammability NFPA 130 (ASTM E 162)	passed
Specific optical density of smoke NFPA 130 (ASTM E 662)	passed
Smoke gas toxicity NFPA 130 (SMP 800C)	passed

## Mechanical properties

### Mechanical data

Open side panel	Yes
-----------------	-----

## Environmental and real-life conditions

### Oscillation/broadband noise

Specification	DIN EN 50155 (VDE 0115-200):2018-05
Spectrum	Long life test category 2, bogie-mounted
Frequency	f <sub>1</sub> = 5 Hz to f <sub>2</sub> = 250 Hz
ASD level	6.12 (m/s <sup>2</sup> ) <sup>2</sup> /Hz
Acceleration	3.12g
Test duration per axis	5 h

# MSB 2,5-PE - Mini protective conductor terminal block



3244151

<https://www.phoenixcontact.com/us/products/3244151>

Test directions	X-, Y- and Z-axis
-----------------	-------------------

## Shocks

Specification	DIN EN 50155 (VDE 0115-200):2008-03
Pulse shape	Half-sine
Acceleration	30g
Shock duration	18 ms
Number of shocks per direction	3
Test directions	X-, Y- and Z-axis (pos. and neg.)

## Ambient conditions

Ambient temperature (operation)	-60 °C ... 105 °C (max. short-term operating temperature RTI Elec.)
Ambient temperature (storage/transport)	-25 °C ... 60 °C (for a short time, not exceeding 24 h, -60 °C to +70 °C)
Ambient temperature (assembly)	-5 °C ... 70 °C
Ambient temperature (actuation)	-5 °C ... 70 °C
Permissible humidity (storage/transport)	30 % ... 70 %

## Standards and regulations

Connection in acc. with standard	IEC 60947-7-2
	IEC/EN 60079-7

## Mounting

Mounting type	NS 15
---------------	-------

# MSB 2,5-PE - Mini protective conductor terminal block



3244151

<https://www.phoenixcontact.com/us/products/3244151>

## Drawings

Circuit diagram



# MSB 2,5-PE - Mini protective conductor terminal block





3244151


<https://www.phoenixcontact.com/us/products/3244151>


## Approvals

To download certificates, visit the product detail page: <https://www.phoenixcontact.com/us/products/3244151>


 <b>CSA</b> Approval ID: 13631				
	Nominal voltage $U_N$	Nominal current $I_N$	Cross section AWG	Cross section $mm^2$
keine	-	-	28 - 12	-


 <b>IECEE CB Scheme</b> Approval ID: DE1-63050				
	Nominal voltage $U_N$	Nominal current $I_N$	Cross section AWG	Cross section $mm^2$
keine	-	-	-	0.2 - 2.5

 <b>cULus Recognized</b> Approval ID: E60425				
	Nominal voltage $U_N$	Nominal current $I_N$	Cross section AWG	Cross section $mm^2$
B	-	-	28 - 12	-
C	-	-	28 - 12	-
D	-	-	28 - 12	-

 <b>VDE approval of drawings</b> Approval ID: 40037304				
	Nominal voltage $U_N$	Nominal current $I_N$	Cross section AWG	Cross section $mm^2$
keine	-	-	-	0.2 - 2.5

 <b>CCC</b> Approval ID: 2020322313000629				
---	--	--	--	--

 <b>EAC Ex</b> Approval ID: KZ 7500525010101950				
---	--	--	--	--

 <b>IECEx</b> Approval ID: IECExPTB08.0048U				
---	--	--	--	--

# MSB 2,5-PE - Mini protective conductor terminal block



3244151

<https://www.phoenixcontact.com/us/products/3244151>



**ATEX**

Approval ID: PTB08ATEX1075U



**UKCA-EX**

Approval ID: CSAE 22UKEX1245U

# MSB 2,5-PE - Mini protective conductor terminal block



3244151

<https://www.phoenixcontact.com/us/products/3244151>

## Classifications

### ECLASS

ECLASS-13.0	27250103
ECLASS-15.0	27250103

### ETIM

ETIM 10.0	EC000901
-----------	----------

### UNSPSC

UNSPSC 21.0	39121400
-------------	----------

# MSB 2,5-PE - Mini protective conductor terminal block



3244151

<https://www.phoenixcontact.com/us/products/3244151>

## Environmental product compliance

### EU RoHS

Fulfills EU RoHS substance requirements	Yes, No exemptions
---	--------------------

### China RoHS

Environment friendly use period (EFUP)	EFUP-E
	No hazardous substances above the limits

### EU REACH SVHC

REACH candidate substance (CAS No.)	No substance above 0.1 wt%
-------------------------------------	----------------------------

Phoenix Contact 2026 © - all rights reserved  
<https://www.phoenixcontact.com>

Phoenix Contact USA  
586 Fulling Mill Road  
Middletown, PA 17057, United States  
(+717) 944-1300  
[info@phoenixcon.com](mailto:info@phoenixcon.com)