


QTC 2,5-QUATTRO - Feed-through terminal block



3206446

<https://www.phoenixcontact.com/us/products/3206446>

Please be informed that the data shown in this PDF document is generated from our online catalog. Please find the complete data in the user documentation. Our general terms of use for downloads are valid.



Feed-through terminal block, nom. voltage: 800 V, nominal current: 24 A, number of connections: 4, connection method: Quick connection, Rated cross section: 2.5 mm², 1 level, cross section: 0.5 mm² - 2.5 mm², mounting type: NS 35/7,5, NS 35/7,5, color: gray

Your advantages

- Fast conductor connection thanks to the elimination of conductor pretreatment
- Large-area, gas-tight contact thanks to the automated cutting of the wire insulation
- High contact quality and vibration resistance thanks to the use of high-quality spring contact material
- Secure wiring thanks to lockable swivel lever
- Full flexibility thanks to the standardized CLIPLINE complete bridging, marking, and testing accessories
- Compact wiring of three conductors in a single terminal block

Commercial data

Item number	3206446
Packing unit	50 pc
Minimum order quantity	50 pc
Sales key	BE03
Product key	BE3113
GTIN	4046356898546
Weight per piece (including packing)	17.64 g
Weight per piece (excluding packing)	16.5 g
Customs tariff number	85369010
Country of origin	CN

QTC 2,5-QUATTRO - Feed-through terminal block



3206446

<https://www.phoenixcontact.com/us/products/3206446>

Technical data

Product properties

Product type	Multi-conductor terminal block
Product family	QTC
Number of connections	4
Number of rows	1
Potentials	1

Insulation characteristics

Overvoltage category	III
Degree of pollution	3

Electrical properties

Rated surge voltage	8 kV
Maximum power dissipation for nominal condition	0.77 W

Connection data

Number of connections per level	4
Frequency of connections with the same cross section	100
Nominal cross section	2.5 mm ²
Rated cross section AWG	14

1 level

Connection method	Quick connection
Material wire insulation	PVC / PE
Connection in acc. with standard	IEC 60947-7-1
Conductor cross-section rigid	0.5 mm ² ... 2.5 mm ²
Cross section AWG	20 ... 14 (converted acc. to IEC)
Conductor cross-section flexible	0.5 mm ² ... 2.5 mm ²
Conductor cross-section, flexible [AWG]	20 ... 14 (converted acc. to IEC)
Nominal cross section	2.5 mm ²
Nominal current	24 A (with a 2.5 mm ² conductor cross-section)
Maximum load current	24 A (at a conductor cross-section of 2.5 mm ² ; it must not be exceeded by the total current.)
Nominal voltage	800 V
Maximum load current	22.5 A (with a 2.5 mm ² conductor cross-section)
Nominal voltage	550 V

Dimensions

Width	6.2 mm
End cover width	2.2 mm
Height	102.4 mm
Depth	37.8 mm
Depth on NS 35/7,5	39.3 mm

QTC 2,5-QUATTRO - Feed-through terminal block



3206446

<https://www.phoenixcontact.com/us/products/3206446>

Depth on NS 35/15	46.8 mm
-------------------	---------

Material specifications

Color	gray (RAL 7042)
Flammability rating according to UL 94	V0
Insulating material group	I
Insulating material	PA
Static insulating material application in cold	-60 °C
Temperature index of insulation material (DIN EN 60216-1 (VDE 0304-21))	130 °C
Relative insulation material temperature index (Elec., UL 746 B)	130 °C
Fire protection for rail vehicles (DIN EN 45545-2) R22	HL 1 - HL 3
Fire protection for rail vehicles (DIN EN 45545-2) R23	HL 1 - HL 3
Fire protection for rail vehicles (DIN EN 45545-2) R24	HL 1 - HL 3
Fire protection for rail vehicles (DIN EN 45545-2) R26	HL 1 - HL 3
Calorimetric heat release NFPA 130 (ASTM E 1354)	28 MJ/kg
Surface flammability NFPA 130 (ASTM E 162)	passed
Specific optical density of smoke NFPA 130 (ASTM E 662)	passed
Smoke gas toxicity NFPA 130 (SMP 800C)	passed

Cable/line

Wire diameter incl. insulation	3.8 mm
--------------------------------	--------

Electrical tests

Surge voltage test

Test voltage setpoint	9.8 kV
Result	Test passed

Power-frequency withstand voltage

Test voltage setpoint	2 kV
Result	Test passed

Mechanical properties

Mechanical data

Open side panel	Yes
-----------------	-----

Mechanical tests

Mechanical strength

Result	Test passed
--------	-------------

Attachment on the carrier

DIN rail/fixing support	NS 35
Test force setpoint	1 N
Result	Test passed

QTC 2,5-QUATTRO - Feed-through terminal block



3206446

<https://www.phoenixcontact.com/us/products/3206446>

Test for conductor damage and slackening

Rotation speed	10 rpm
Revolutions	135
Conductor cross-section/weight	0.5 mm ² / 0.3 kg 2.5 mm ² / 0.7 kg
Result	Test passed

Environmental and real-life conditions

Aging

Temperature cycles	192
Result	Test passed

Needle-flame test

Time of exposure	30 s
Result	Test passed

Oscillation/broadband noise

Specification	DIN EN 50155 (VDE 0115-200):2008-03
Spectrum	Long life test category 2, bogie-mounted
Frequency	$f_1 = 5 \text{ Hz}$ to $f_2 = 250 \text{ Hz}$
ASD level	6.12 (m/s ²) ² /Hz
Acceleration	3.12g
Test duration per axis	5 h
Result	Test passed

Shocks

Specification	DIN EN 50155 (VDE 0115-200):2008-03
Pulse shape	Half-sine
Acceleration	30g
Shock duration	18 ms
Number of shocks per direction	3
Test directions	X-, Y- and Z-axis (pos. and neg.)
Result	Test passed

Ambient conditions

Ambient temperature (operation)	-60 °C ... 110 °C (Operating temperature range incl. self-heating; for max. short-term operating temperature, see RTI Elec.)
Ambient temperature (storage/transport)	-25 °C ... 60 °C (for a short time, not exceeding 24 h, -60 °C to +70 °C)
Ambient temperature (assembly)	-5 °C ... 70 °C
Ambient temperature (actuation)	-5 °C ... 70 °C
Permissible humidity (operation)	20 % ... 90 %
Permissible humidity (storage/transport)	30 % ... 70 %

Standards and regulations

Connection in acc. with standard	IEC 60947-7-1
----------------------------------	---------------

QTC 2,5-QUATTRO - Feed-through terminal block



3206446

<https://www.phoenixcontact.com/us/products/3206446>

Mounting

Mounting type	NS 35/7,5
	NS 35/7,5

QTC 2,5-QUATTRO - Feed-through terminal block



3206446

<https://www.phoenixcontact.com/us/products/3206446>

Drawings

Circuit diagram



QTC 2,5-QUATTRO - Feed-through terminal block





3206446


<https://www.phoenixcontact.com/us/products/3206446>

Approvals

To download certificates, visit the product detail page: <https://www.phoenixcontact.com/us/products/3206446>

 CSA Approval ID: 158887				
	Nominal voltage U_N	Nominal current I_N	Cross section AWG	Cross section mm^2
B	600 V	15 A	20 - 14	-
C	600 V	15 A	20 - 14	-

 EAC Approval ID: RU C-DE.BL08.B.00539				
---	--	--	--	--

 cULus Recognized Approval ID: E60425				
	Nominal voltage U_N	Nominal current I_N	Cross section AWG	Cross section mm^2
B	600 V	15 A	20 - 14	-
C	600 V	15 A	20 - 14	-

QTC 2,5-QUATTRO - Feed-through terminal block



3206446

<https://www.phoenixcontact.com/us/products/3206446>

Classifications

ECLASS

ECLASS-13.0	27250101
ECLASS-15.0	27250101

ETIM

ETIM 10.0	EC000897
-----------	----------

UNSPSC

UNSPSC 21.0	39121400
-------------	----------

QTC 2,5-QUATTRO - Feed-through terminal block



3206446

<https://www.phoenixcontact.com/us/products/3206446>

Environmental product compliance

EU RoHS

Fulfills EU RoHS substance requirements	Yes, No exemptions
---	--------------------

China RoHS

Environment friendly use period (EFUP)	EFUP-E
	No hazardous substances above the limits

EU REACH SVHC

REACH candidate substance (CAS No.)	No substance above 0.1 wt%
-------------------------------------	----------------------------

EF3.1 Climate Change

CO2e kg	0.172 kg CO2e
---------	---------------

Phoenix Contact 2026 © - all rights reserved
<https://www.phoenixcontact.com>

Phoenix Contact USA
586 Fulling Mill Road
Middletown, PA 17057, United States
(+717) 944-1300
info@phoenixcon.com