

VBSTB 4-FS (6-2,8-0,8) - Feed-through terminal block



3070435

<https://www.phoenixcontact.com/us/products/3070435>

Please be informed that the data shown in this PDF document is generated from our online catalog. Please find the complete data in the user documentation. Our general terms of use for downloads are valid.



Feed-through terminal block, Current and voltage are determined by the plug used., nom. voltage: 800 V, nominal current: 23 A, 1st level connection right, connection method: Screw connection, Rated cross section: 2.5 mm², cross section: 0.2 mm² - 4 mm², mounting: NS 35/7,5, NS 35/15, color: gray

Commercial data

Item number	3070435
Packing unit	50 pc
Minimum order quantity	50 pc
Sales key	BE05
Product key	BE511X
GTIN	4046356569705
Weight per piece (including packing)	9.74 g
Weight per piece (excluding packing)	9.58 g
Customs tariff number	85369010
Country of origin	PL

VBSTB 4-FS (6-2,8-0,8) - Feed-through terminal block



3070435

<https://www.phoenixcontact.com/us/products/3070435>

Technical data

Notes

General

Note	The max. load current must not be exceeded by the total current of all connected conductors.
	The rated insulation voltage when using the module connector is 500 V.
	When using slip-on sleeves, their max. load current in accordance with DIN EN 61210 (Table 7) must be observed.

Product properties

Product type	Feed-through terminal block
Product family	VBSTB
Number of connections	4
Number of rows	1
Potentials	1

Insulation characteristics

Overvoltage category	III
Degree of pollution	3

Electrical properties

Rated surge voltage	8 kV
Maximum power dissipation for nominal condition	1.02 W

Connection data

Number of connections per level	4
Nominal cross section	4 mm ²

1st level connection right

Connection method	Screw connection
Screw thread	M3
Tightening torque	0.6 ... 0.8 Nm
Stripping length	8 mm
Internal cylindrical gage	A4
Conductor cross-section rigid	0.2 mm ² ... 4 mm ²
Cross section AWG	24 ... 12 (converted acc. to IEC)
Conductor cross-section flexible	0.2 mm ² ... 4 mm ²
Conductor cross-section, flexible [AWG]	24 ... 14 (converted acc. to IEC)
Conductor cross-section flexible (ferrule without plastic sleeve)	0.25 mm ² ... 4 mm ²
Flexible conductor cross-section (ferrule with plastic sleeve)	0.25 mm ² ... 2.5 mm ²
Cross-section with insertion bridge, rigid	2.5 mm ²
Cross-section with insertion bridge, flexible	2.5 mm ²
2 conductors with same cross section, rigid	0.2 mm ² ... 1.5 mm ²

VBSTB 4-FS (6-2,8-0,8) - Feed-through terminal block



3070435

<https://www.phoenixcontact.com/us/products/3070435>

2 conductors with same cross section, flexible	0.2 mm ² ... 1.5 mm ²
2 conductors with same cross section, flexible, with ferrule without plastic sleeve	0.25 mm ² ... 1 mm ²
2 conductors with the same cross section, flexible, with TWIN ferrule with plastic sleeve	0.5 mm ² ... 1.5 mm ²
Nominal cross section	2.5 mm ²
Nominal current	23 A
Maximum load current	30 A (with 4 mm ² conductor cross-section)
Nominal voltage	800 V

Dimensions

Width	6.2 mm
End cover width	2.2 mm
Height	72 mm
Depth on NS 35/7,5	39.5 mm
Depth on NS 35/15	47 mm

Material specifications

Color	gray (RAL 7042)
Flammability rating according to UL 94	V0
Insulating material group	I
Insulating material	PA
Static insulating material application in cold	-60 °C
Relative insulation material temperature index (Elec., UL 746 B)	130 °C
Fire protection for rail vehicles (DIN EN 45545-2) R22	HL 1 - HL 3
Fire protection for rail vehicles (DIN EN 45545-2) R23	HL 1 - HL 3
Fire protection for rail vehicles (DIN EN 45545-2) R24	HL 1 - HL 3
Fire protection for rail vehicles (DIN EN 45545-2) R26	HL 1 - HL 3
Surface flammability NFPA 130 (ASTM E 162)	passed
Specific optical density of smoke NFPA 130 (ASTM E 662)	passed
Smoke gas toxicity NFPA 130 (SMP 800C)	passed

Electrical tests

Surge voltage test

Test voltage setpoint	9.8 kV
Result	Test passed

Temperature-rise test

Requirement temperature-rise test	Increase in temperature ≤ 45 K
Result	Test passed
Short-time withstand current 4 mm ²	0.48 kA
Result	Test passed

Power-frequency withstand voltage

Test voltage setpoint	2 kV
-----------------------	------

VBSTB 4-FS (6-2,8-0,8) - Feed-through terminal block



3070435

<https://www.phoenixcontact.com/us/products/3070435>

Result	Test passed
--------	-------------

Mechanical properties

Mechanical data

Open side panel	Yes
-----------------	-----

Mechanical tests

Mechanical strength

Result	Test passed
--------	-------------

Attachment on the carrier

DIN rail/fixing support	NS 35
Result	Test passed

Test for conductor damage and slackening

Rotation speed	10 rpm
Revolutions	135
Conductor cross-section/weight	0.2 mm ² / 0.2 kg
	2.5 mm ² / 0.7 kg
	4 mm ² / 0.9 kg
Result	Test passed

Environmental and real-life conditions

Service life

Insertion/withdrawal cycles	100
-----------------------------	-----

Needle-flame test

Time of exposure	30 s
Result	Test passed

Oscillation/broadband noise

Specification	DIN EN 50155 (VDE 0115-200):2022-06
Spectrum	Long life test category 1, class B, body mounted
Frequency	$f_1 = 5 \text{ Hz}$ to $f_2 = 150 \text{ Hz}$
ASD level	1.857 (m/s ²)/Hz
Acceleration	0.8g
Test duration per axis	5 h
Test directions	X-, Y- and Z-axis
Result	Test passed

Shocks

Specification	DIN EN 50155 (VDE 0115-200):2022-06
Pulse shape	Half-sine
Acceleration	5g
Shock duration	30 ms

VBSTB 4-FS (6-2,8-0,8) - Feed-through terminal block



3070435

<https://www.phoenixcontact.com/us/products/3070435>

Number of shocks per direction	3
Test directions	X-, Y- and Z-axis (pos. and neg.)
Result	Test passed

Ambient conditions

Ambient temperature (operation)	-60 °C ... 105 °C (max. short-term operating temperature RTI Elec.)
Ambient temperature (storage/transport)	-25 °C ... 60 °C (for a short time, not exceeding 24 h, -60 °C to +70 °C)
Ambient temperature (assembly)	-5 °C ... 70 °C
Ambient temperature (actuation)	-5 °C ... 70 °C
Permissible humidity (storage/transport)	30 % ... 70 %

Mounting

Mounting type	NS 35/7,5
	NS 35/15

VBSTB 4-FS (6-2,8-0,8) - Feed-through terminal block

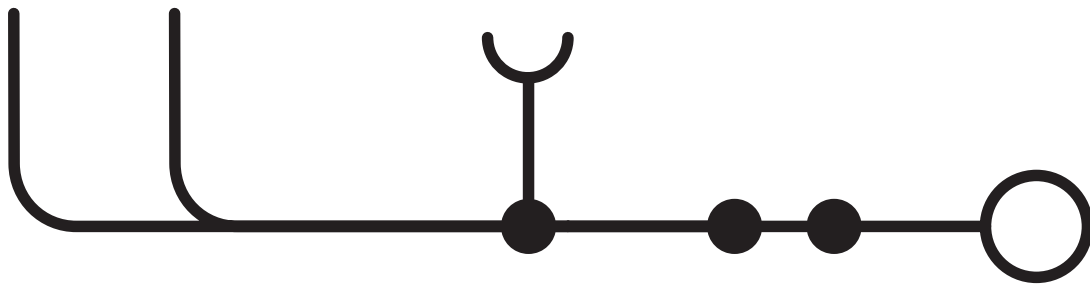


3070435

<https://www.phoenixcontact.com/us/products/3070435>

Drawings

Circuit diagram



VBSTB 4-FS (6-2,8-0,8) - Feed-through terminal block




3070435


<https://www.phoenixcontact.com/us/products/3070435>

Approvals

To download certificates, visit the product detail page: <https://www.phoenixcontact.com/us/products/3070435>

 CSA Approval ID: 13631				
	Nominal voltage U_N	Nominal current I_N	Cross section AWG	Cross section mm^2
B	300 V	20 A	30 - 10	-
C	300 V	20 A	30 - 10	-
D	600 V	5 A	30 - 10	-

 EAC Approval ID: RU C-DE.BL08.B.00541				
---	--	--	--	--

 cULus Recognized Approval ID: E60425				
	Nominal voltage U_N	Nominal current I_N	Cross section AWG	Cross section mm^2
B	300 V	20 A	30 - 10	-
C	300 V	20 A	30 - 10	-

VBSTB 4-FS (6-2,8-0,8) - Feed-through terminal block



3070435

<https://www.phoenixcontact.com/us/products/3070435>

Classifications

ECLASS

ECLASS-13.0	27250101
ECLASS-15.0	27250101

ETIM

ETIM 10.0	EC000897
-----------	----------

UNSPSC

UNSPSC 21.0	39121400
-------------	----------

VBSTB 4-FS (6-2,8-0,8) - Feed-through terminal block



3070435

<https://www.phoenixcontact.com/us/products/3070435>

Environmental product compliance

EU RoHS

Fulfills EU RoHS substance requirements	Yes, No exemptions
---	--------------------

China RoHS

Environment friendly use period (EFUP)	EFUP-E
	No hazardous substances above the limits

EU REACH SVHC

REACH candidate substance (CAS No.)	No substance above 0.1 wt%
-------------------------------------	----------------------------

EF3.1 Climate Change

CO2e kg	0.086 kg CO2e
---------	---------------

Phoenix Contact 2026 © - all rights reserved
<https://www.phoenixcontact.com>

Phoenix Contact USA
586 Fulling Mill Road
Middletown, PA 17057, United States
(+717) 944-1300
info@phoenixcon.com