

# UT 4-PE/HESILED 24 (5X20) - Fuse modular terminal block



3070053

<https://www.phoenixcontact.com/us/products/3070053>

Please be informed that the data shown in this PDF document is generated from our online catalog. Please find the complete data in the user documentation. Our general terms of use for downloads are valid.



The figure shows a similar product

Fuse modular terminal block, fuse type: Glass / ceramics / ..., fuse type: G / 5 x 20, nom. voltage: 24 V, nominal current: 6.3 A, connection method: Screw connection, Rated cross section: 4 mm<sup>2</sup>, cross section: 0.14 mm<sup>2</sup>- 6 mm<sup>2</sup>, mounting type: NS 35/7,5, NS 35/15, color: black

## Commercial data

Item number	3070053
Packing unit	50 pc
Minimum order quantity	50 pc
Sales key	BE01
Product key	BE1134
GTIN	4046356480284
Weight per piece (including packing)	25.64 g
Weight per piece (excluding packing)	25.64 g
Customs tariff number	85369095
Country of origin	PL

# UT 4-PE/HESILED 24 (5X20) - Fuse modular terminal block



3070053

<https://www.phoenixcontact.com/us/products/3070053>

## Technical data

### Notes

Order information:	Fuse-link not supplied as standard
General	The current is determined by the fuse used, the voltage by the selected LED. If the fuse is faulty, the downstream circuit will not be disconnected.

### Product properties

Product type	Fuse terminal block
Product family	UT
Number of connections	2
Number of rows	1

### Insulation characteristics

Overvoltage category	III
Degree of pollution	3

### Electrical properties

Fuse type	Glass / ceramics / ...
Rated surge voltage	6 kV
Maximum power dissipation for nominal condition	1.02 W
Fuse	G / 5 x 20
LED voltage range	12 V AC/DC ... 30 V AC/DC
LED current range	0.31 mA ... 0.95 mA
Maximum power dissipation	max. 1.6 W (with single arrangement of the fuse terminal block in the event of overload) max. 1.6 W (With interconnected arrangement of several fuse terminal blocks in the event of overload) max. 4 W (with single arrangement of the fuse terminal block in the event of a short-circuit) max. 2.5 W (With interconnected arrangement of several fuse terminal blocks in the event of a short-circuit)

### Input data

LED voltage range	12 V AC/DC ... 30 V AC/DC
-------------------	---------------------------

### Connection data

Grounding foot	Yes
Number of connections per level	2
Nominal cross section	4 mm <sup>2</sup>
Connection method	Screw connection
Screw thread	M3
Note	Please observe the current carrying capacity of the DIN rails.
Tightening torque	0.6 ... 0.8 Nm

# UT 4-PE/HESILED 24 (5X20) - Fuse modular terminal block



3070053

<https://www.phoenixcontact.com/us/products/3070053>

Stripping length	9 mm
Internal cylindrical gage	A4
	B3
Connection in acc. with standard	IEC 60947-7-2/IEC 60947-7-3
Conductor cross-section rigid	0.14 mm <sup>2</sup> ... 6 mm <sup>2</sup>
Cross section AWG	26 ... 10 (converted acc. to IEC)
Conductor cross-section flexible	0.14 mm <sup>2</sup> ... 6 mm <sup>2</sup>
Conductor cross-section, flexible [AWG]	26 ... 10 (converted acc. to IEC)
Conductor cross-section flexible ultrasound-compressed	0.34 mm <sup>2</sup> ... 6 mm <sup>2</sup>
Conductor cross-section, flexible [AWG] ultrasound-compressed	22 ... 10 (converted acc. to IEC)
Conductor cross-section flexible (ferrule without plastic sleeve)	0.25 mm <sup>2</sup> ... 4 mm <sup>2</sup>
Flexible conductor cross-section (ferrule with plastic sleeve)	0.14 mm <sup>2</sup> ... 4 mm <sup>2</sup>
2 conductors with same cross section, rigid	0.14 mm <sup>2</sup> ... 1.5 mm <sup>2</sup>
2 conductors with same cross section, flexible	0.14 mm <sup>2</sup> ... 1.5 mm <sup>2</sup>
2 conductors with same cross section, flexible, with ferrule without plastic sleeve	0.14 mm <sup>2</sup> ... 1.5 mm <sup>2</sup>
2 conductors with the same cross section, flexible, with TWIN ferrule with plastic sleeve	0.5 mm <sup>2</sup> ... 1.5 mm <sup>2</sup>
Nominal cross section	4 mm <sup>2</sup>
Nominal current	6.3 A
Maximum load current	6.3 A (the current is determined by the fuse used)
Nominal voltage	24 V (the voltage is determined by the light indicator.)

## Ex data

### Rated data (ATEX/IECEx)

Identification	Ⓔ II 3 G Ex ec IIC Gc
Operating temperature range	-60 °C ... 130 °C
Ex-certified accessories	1205053 SZS 0,6X3,5
	3022276 CLIPFIX 35-5
	3022218 CLIPFIX 35
output	(Permanent)

### Ex connection data General

Torque range	0.6 Nm ... 0.8 Nm
Nominal cross section	4 mm <sup>2</sup>
Rated cross section AWG	12
Connection capacity rigid	0.14 mm <sup>2</sup> ... 6 mm <sup>2</sup>
Connection capacity AWG	26 ... 10
Connection capacity flexible	0.14 mm <sup>2</sup> ... 6 mm <sup>2</sup>
Connection capacity AWG	26 ... 10
2 conductors with same cross section, solid	0.14 mm <sup>2</sup> ... 1.5 mm <sup>2</sup>
2 conductors with the same cross-section AWG rigid	26 ... 16
2 conductors with same cross section, stranded	0.14 mm <sup>2</sup> ... 1.5 mm <sup>2</sup>
2 conductors with the same cross-section AWG flexible	26 ... 16

# UT 4-PE/HESILED 24 (5X20) - Fuse modular terminal block



3070053

<https://www.phoenixcontact.com/us/products/3070053>

Conductor cross-section flexible, with ferrule without plastic sleeve min.	0.14 mm <sup>2</sup>
Conductor cross-section flexible, with ferrule without plastic sleeve max.	4 mm <sup>2</sup>
Single conductor/terminal point, flexible, with ferrule, without plastic sleeve, AWG	26 ... 12
output	(Permanent)

## Ex level Level 2

Rated voltage	250 V
Rated current	6.3 A (4 mm <sup>2</sup> )
Maximum load current	6.3 A (6 mm <sup>2</sup> )
Contact resistance	5 mΩ

## Dimensions

Width	6.2 mm
Height	70.8 mm
Depth on NS 35/7,5	73 mm
Depth on NS 35/15	80.5 mm

## Material specifications

Color	black (RAL 9005)
Flammability rating according to UL 94	V0
Insulating material group	I
Insulating material	PA
Static insulating material application in cold	-60 °C
Relative insulation material temperature index (Elec., UL 746 B)	130 °C
Fire protection for rail vehicles (DIN EN 45545-2) R22	HL 1 - HL 3
Fire protection for rail vehicles (DIN EN 45545-2) R23	HL 1 - HL 3
Fire protection for rail vehicles (DIN EN 45545-2) R24	HL 1 - HL 3
Fire protection for rail vehicles (DIN EN 45545-2) R26	HL 1 - HL 3
Surface flammability NFPA 130 (ASTM E 162)	passed
Specific optical density of smoke NFPA 130 (ASTM E 662)	passed
Smoke gas toxicity NFPA 130 (SMP 800C)	passed

## Mechanical properties

### Mechanical data

Open side panel	No
-----------------	----

## Environmental and real-life conditions

### Ambient conditions

Ambient temperature (operation)	-60 °C ... 110 °C (Operating temperature range incl. self-heating; for max. short-term operating temperature, see RTI Elec.)
Ambient temperature (storage/transport)	-25 °C ... 60 °C (for a short time, not exceeding 24 h, -60 °C to +70 °C)

# UT 4-PE/HESILED 24 (5X20) - Fuse modular terminal block



3070053

<https://www.phoenixcontact.com/us/products/3070053>

Ambient temperature (assembly)	-5 °C ... 70 °C
Ambient temperature (actuation)	-5 °C ... 70 °C
Permissible humidity (operation)	20 % ... 90 %
Permissible humidity (storage/transport)	30 % ... 70 %

## Standards and regulations

Connection in acc. with standard	IEC 60947-7-2/IEC 60947-7-3
----------------------------------	-----------------------------

## Mounting

Mounting type	NS 35/7,5
	NS 35/15

# UT 4-PE/HESILED 24 (5X20) - Fuse modular terminal block

3070053

<https://www.phoenixcontact.com/us/products/3070053>

## Drawings

### Application drawing



Fuse terminal blocks in interconnected arrangement,  
block consisting of 5 fuse terminal blocks

# UT 4-PE/HESILED 24 (5X20) - Fuse modular terminal block

3070053

<https://www.phoenixcontact.com/us/products/3070053>

Application drawing



Fuse terminal block in single arrangement,  
block consisting of one fuse terminal block and 4 feed-through terminal blocks

# UT 4-PE/HESILED 24 (5X20) - Fuse modular terminal block



3070053

<https://www.phoenixcontact.com/us/products/3070053>

Circuit diagram



# UT 4-PE/HESILED 24 (5X20) - Fuse modular terminal block




3070053

<https://www.phoenixcontact.com/us/products/3070053>

## Approvals

To download certificates, visit the product detail page: <https://www.phoenixcontact.com/us/products/3070053>

 **CSA**  
Approval ID: 13631

 **cULus Recognized**  
Approval ID: E60425

 **CSA**  
Approval ID: 13631


 **cULus Recognized**  
Approval ID: E60425


 **cUL Recognized**  
Approval ID: E192998

	Nominal voltage $U_N$	Nominal current $I_N$	Cross section AWG	Cross section $mm^2$
keine				
PE connection	-	-	26 - 10	-
with cartridge fuse-link	500 V	10 A	26 - 10	-

 **UL Recognized**  
Approval ID: E192998

	Nominal voltage $U_N$	Nominal current $I_N$	Cross section AWG	Cross section $mm^2$
keine				
with cartridge fuse-link	-	-	26 - 10	-
with P-FU male connector	500 V	10 A	26 - 10	-

 **UKCA-EX**  
Approval ID: CSAE 21UKEX3606U

 **IECEX**  
Approval ID: IECEXKIWA14.0014U

# UT 4-PE/HESILED 24 (5X20) - Fuse modular terminal block



3070053

<https://www.phoenixcontact.com/us/products/3070053>



**ATEX**

Approval ID: KIWA14ATEX0025U



**EAC Ex**

Approval ID: KZ 7500525010101950

# UT 4-PE/HESILED 24 (5X20) - Fuse modular terminal block



3070053

<https://www.phoenixcontact.com/us/products/3070053>

## Classifications

### ECLASS

ECLASS-13.0	27250113
ECLASS-15.0	27250113

### ETIM

ETIM 10.0	EC000899
-----------	----------

### UNSPSC

UNSPSC 21.0	39121400
-------------	----------

# UT 4-PE/HESILED 24 (5X20) - Fuse modular terminal block



3070053

<https://www.phoenixcontact.com/us/products/3070053>

## Environmental product compliance

### EU RoHS

Fulfills EU RoHS substance requirements	Yes
Exemption	6(c)

### China RoHS

Environment friendly use period (EFUP)	EFUP-50
	An article-related China RoHS declaration table can be found in the download area for the respective article under "Manufacturer declaration". For all articles with EFUP-E, no China RoHS declaration table issued and required.

### EU REACH SVHC

REACH candidate substance (CAS No.)	Lead(CAS: 7439-92-1)
SCIP	5ab59551-de01-46a4-b892-d78fc218d43c

Phoenix Contact 2026 © - all rights reserved

<https://www.phoenixcontact.com>

Phoenix Contact USA  
586 Fulling Mill Road  
Middletown, PA 17057, United States  
(+717) 944-1300  
[info@phoenixcon.com](mailto:info@phoenixcon.com)