

# RS20-US-S0241-0204-014H-001 - Step switch



3069716

<https://www.phoenixcontact.com/us/products/3069716>

Please be informed that the data shown in this PDF document is generated from our online catalog. Please find the complete data in the user documentation. Our general terms of use for downloads are valid.



Step switch, with 0 position, connection method: Screw connection, number of positions: 1, function: Four steps, switching zones: 1, switching program number: S0241, rated continuous current: 20 A, voltage: 690 V

## Your advantages

- The compact rotary switch is designed for use in energy technology applications with the available switching programs
- The use of high-quality materials results in a long mechanical and electrical service life
- Comprehensive approvals ensure international use
- High level of safety thanks to non-conductive plastic parts
- The terminal points are designed in such a way that shock protection according to BGV A2 is ensured
- The rotary switch is free from cadmium and compliant with the RoHS directive

## Commercial data

Item number	3069716
Packing unit	1 pc
Note	Made to order (non-returnable)
Sales key	BE06
Product key	BE6121
GTIN	4046356785273
Weight per piece (including packing)	101.7 g
Weight per piece (excluding packing)	97.89 g
Customs tariff number	85365080
Country of origin	AT

## Technical data

### Product properties

Number of positions	1
Number of connections	4
Rotary switch function	Four steps
Switching program number	S0241

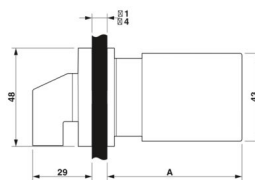
### Electrical properties

Maximum load current	20 A
Rated insulation voltage	690 V (Valid for networks with grounded neutral point, overvoltage category III, degree of pollution 3)
Rated surge voltage	6 kV
Nominal current $I_N$	20 A

### Connection data

Maximum load current	20 A
Connection method	Screw connection
Tightening torque	0.7 ... 0.8 Nm
Stripping length	8 mm
Conductor cross-section rigid	0.5 mm <sup>2</sup> ... 2.5 mm <sup>2</sup>
Cross section AWG	20 ... 14 (converted acc. to IEC)
Conductor cross-section flexible	0.75 mm <sup>2</sup> ... 2.5 mm <sup>2</sup>
Conductor cross-section, flexible [AWG]	18 ... 14 (converted acc. to IEC)
Conductor cross-section flexible (ferrule without plastic sleeve)	2.5 mm <sup>2</sup> ... 2.5 mm <sup>2</sup>
Flexible conductor cross-section (ferrule with plastic sleeve)	1.5 mm <sup>2</sup> ... 1.5 mm <sup>2</sup>
2 conductors with same cross section, rigid	0.5 mm <sup>2</sup> ... 2.5 mm <sup>2</sup>
2 conductors with the same cross-section AWG rigid	20 ... 14 (converted acc. to IEC)
2 conductors with same cross section, flexible	0.75 mm <sup>2</sup> ... 2.5 mm <sup>2</sup>
2 conductors with the same cross-section AWG flexible	18 ... 14 (converted acc. to IEC)
2 conductors with same cross section, flexible, with ferrule without plastic sleeve	2.5 mm <sup>2</sup> ... 2.5 mm <sup>2</sup>
2 conductors with the same cross section, flexible, with ferrule with plastic sleeve	1.5 mm <sup>2</sup> ... 1.5 mm <sup>2</sup>
Nominal voltage	690 V

### Dimensions

Dimensional drawing	
Width	48 mm

# RS20-US-S0241-0204-014H-001 - Step switch



3069716

<https://www.phoenixcontact.com/us/products/3069716>

Height	48 mm
Length	62.5 mm
Hole diameter	7 mm

## Installation dimensions

Installation depth	33.5 mm
--------------------	---------

## Material specifications

Color	silver/black
Material	PA
Flammability rating according to UL 94	V0
Components	Free from halogen and cadmium

## Environmental and real-life conditions

### Degree of protection (IP code)

Degree of protection	IP65
----------------------	------

### Ambient conditions

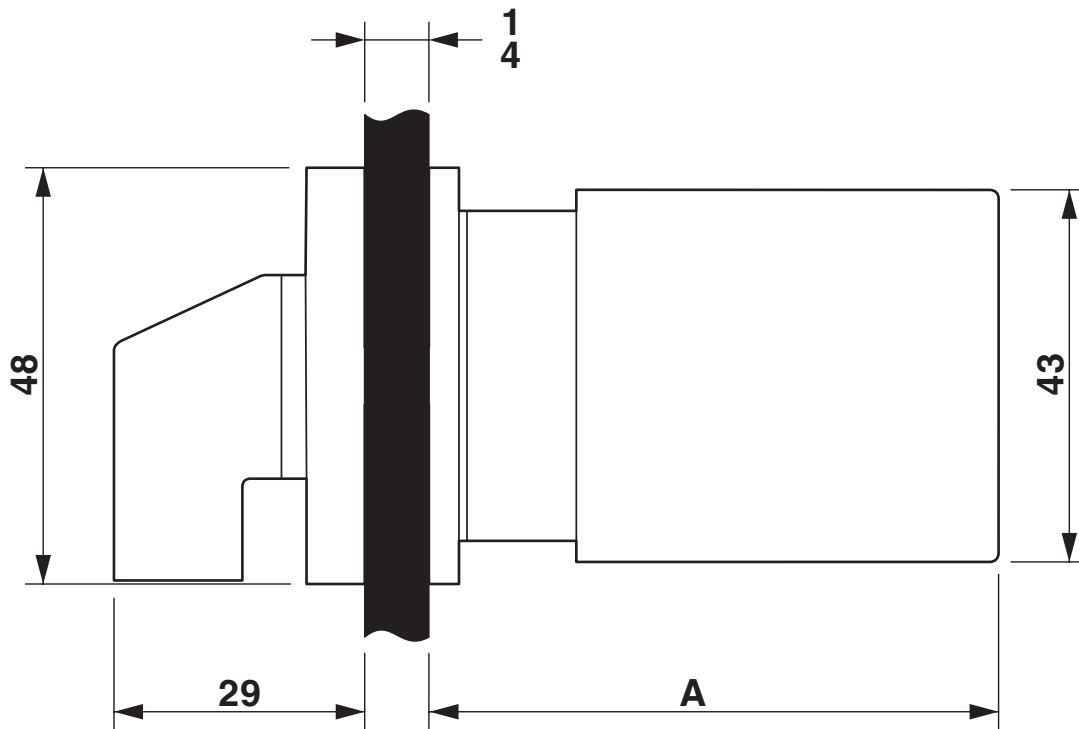
Ambient temperature (operation)	-35 °C ... 55 °C (Open, at 100% load, with peaks up to 60°C)
	-35 °C ... 35 °C (Encapsulated, at 100% load, with peaks up to 60°C)

## Mounting

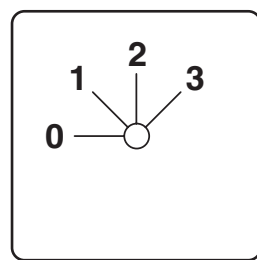
Mounting type	direct screw connection
---------------	-------------------------

Drawings

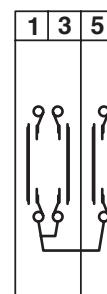
Dimensional drawing



Circuit diagram



S0241



	1	3	5
	2	4	6
0			
1	×		
2			×
3		×	

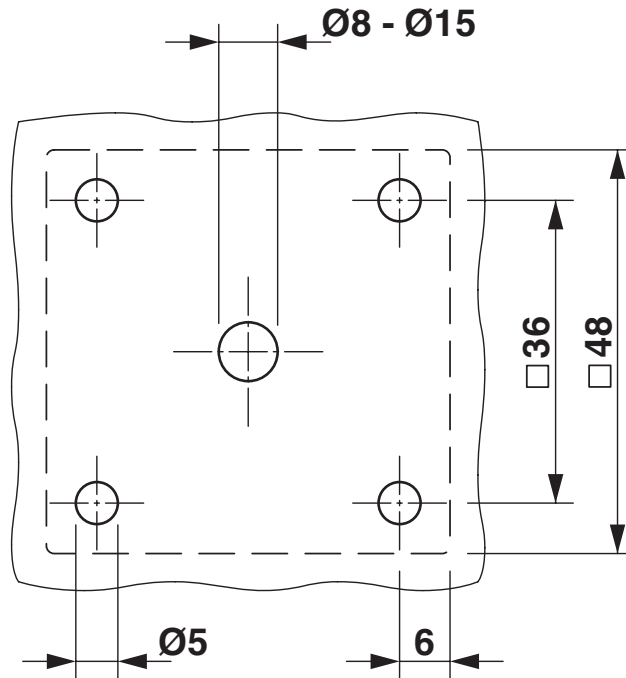
# RS20-US-S0241-0204-014H-001 - Step switch

3069716

<https://www.phoenixcontact.com/us/products/3069716>



Drilling plan/solder pad geometry



3069716

<https://www.phoenixcontact.com/us/products/3069716>

## Environmental product compliance

### EU RoHS

Fulfills EU RoHS substance requirements	Yes, No exemptions
---	--------------------

### China RoHS

Environment friendly use period (EFUP)	EFUP-E
	No hazardous substances above the limits

### EU REACH SVHC

REACH candidate substance (CAS No.)	No substance above 0.1 wt%
-------------------------------------	----------------------------

Phoenix Contact 2026 © - all rights reserved

<https://www.phoenixcontact.com>

Phoenix Contact USA  
586 Fulling Mill Road  
Middletown, PA 17057, United States  
(+717) 944-1300  
[info@phoenixcon.com](mailto:info@phoenixcon.com)