


# UT 4-TWIN-MT P/P - Knife-disconnect terminal block



3064014

<https://www.phoenixcontact.com/us/products/3064014>

Please be informed that the data shown in this PDF document is generated from our online catalog. Please find the complete data in the user documentation. Our general terms of use for downloads are valid.



Knife-disconnect terminal block, With test socket screws for insertion of test plugs, nom. voltage: 500 V, nominal current: 20 A, number of connections: 3, connection method: Screw connection, Rated cross section: 4 mm<sup>2</sup>, cross section: 0.14 mm<sup>2</sup> - 6 mm<sup>2</sup>, mounting type: NS 35/7,5, NS 35/15, color: gray

## Your advantages

- Globally recognized: Internationally proven screw connection
- Maintenance-free and vibration-resistant thanks to the patented Reakdyn principle
- Convenient separation of circuits through the implementation of knife disconnection
- Space savings and flexibility with the connection of two identical conductors
- Long-term stable connections with the use of high-quality materials
- Low self-heating due to high contact forces
- Maximum efficiency in the smallest space - thanks to integrated level bridging, the connections are connected across levels

## Commercial data

Item number	3064014
Packing unit	50 pc
Minimum order quantity	50 pc
Sales key	BE01
Product key	BE1131
GTIN	4046356285988
Weight per piece (including packing)	16.072 g
Weight per piece (excluding packing)	16.072 g
Customs tariff number	85369010
Country of origin	PL

# UT 4-TWIN-MT P/P - Knife-disconnect terminal block



3064014

<https://www.phoenixcontact.com/us/products/3064014>

## Technical data

### Product properties

Product type	Disconnect terminal block
Product family	UT
Number of connections	3
Number of rows	1
Potentials	1

### Insulation characteristics

Overvoltage category	III
Degree of pollution	3

### Electrical properties

Rated surge voltage	6 kV
Maximum power dissipation for nominal condition	1.02 W

### Connection data

Number of connections per level	3
Nominal cross section	4 mm <sup>2</sup>

### Level 1 above 1 below 1

Connection method	Screw connection
Screw thread	M3
Tightening torque	0.6 ... 0.8 Nm
Stripping length	9 mm
Internal cylindrical gage	A4
Connection in acc. with standard	IEC 60947-7-1
Conductor cross-section rigid	0.14 mm <sup>2</sup> ... 6 mm <sup>2</sup>
Cross section AWG	26 ... 10 (converted acc. to IEC)
Conductor cross-section flexible	0.14 mm <sup>2</sup> ... 6 mm <sup>2</sup>
Conductor cross-section, flexible [AWG]	26 ... 10 (converted acc. to IEC)
Conductor cross-section flexible ultrasound-compressed	0.34 mm <sup>2</sup> ... 6 mm <sup>2</sup>
Conductor cross-section, flexible [AWG] ultrasound-compressed	22 ... 10 (converted acc. to IEC)
Conductor cross-section flexible (ferrule without plastic sleeve)	0.14 mm <sup>2</sup> ... 4 mm <sup>2</sup>
Flexible conductor cross-section (ferrule with plastic sleeve)	0.14 mm <sup>2</sup> ... 4 mm <sup>2</sup>
2 conductors with same cross section, rigid	0.14 mm <sup>2</sup> ... 1.5 mm <sup>2</sup>
2 conductors with same cross section, flexible	0.14 mm <sup>2</sup> ... 1.5 mm <sup>2</sup>
2 conductors with same cross section, flexible, with ferrule without plastic sleeve	0.14 mm <sup>2</sup> ... 1.5 mm <sup>2</sup>
2 conductors with the same cross section, flexible, with TWIN ferrule with plastic sleeve	0.5 mm <sup>2</sup> ... 2.5 mm <sup>2</sup>
Nominal cross section	4 mm <sup>2</sup>
Nominal current	20 A (with 6 mm <sup>2</sup> conductor cross-section)
Maximum load current	20 A (with 6 mm <sup>2</sup> conductor cross-section)

# UT 4-TWIN-MT P/P - Knife-disconnect terminal block



3064014

<https://www.phoenixcontact.com/us/products/3064014>

Nominal voltage	500 V
-----------------	-------

## Dimensions

Width	6.2 mm
End cover width	2.2 mm
Height	65.4 mm
Depth on NS 35/7,5	49.1 mm
Depth on NS 35/15	56.6 mm

## Material specifications

Color	gray (RAL 7042)
Flammability rating according to UL 94	V0
Insulating material group	I
Insulating material	PA
Static insulating material application in cold	-60 °C
Relative insulation material temperature index (Elec., UL 746 B)	130 °C
Fire protection for rail vehicles (DIN EN 45545-2) R22	HL 1 - HL 3
Fire protection for rail vehicles (DIN EN 45545-2) R23	HL 1 - HL 3
Fire protection for rail vehicles (DIN EN 45545-2) R24	HL 1 - HL 3
Fire protection for rail vehicles (DIN EN 45545-2) R26	HL 1 - HL 3
Surface flammability NFPA 130 (ASTM E 162)	passed
Specific optical density of smoke NFPA 130 (ASTM E 662)	passed
Smoke gas toxicity NFPA 130 (SMP 800C)	passed

## Mechanical properties

### Mechanical data

Open side panel	Yes
-----------------	-----

## Environmental and real-life conditions

### Ambient conditions

Ambient temperature (operation)	-60 °C ... 110 °C (Operating temperature range incl. self-heating; for max. short-term operating temperature, see RTI Elec.)
Ambient temperature (storage/transport)	-25 °C ... 60 °C (for a short time, not exceeding 24 h, -60 °C to +70 °C)
Ambient temperature (assembly)	-5 °C ... 70 °C
Ambient temperature (actuation)	-5 °C ... 70 °C
Permissible humidity (operation)	20 % ... 90 %
Permissible humidity (storage/transport)	30 % ... 70 %

## Standards and regulations

Connection in acc. with standard	IEC 60947-7-1
----------------------------------	---------------

## Mounting

Mounting type	NS 35/7,5
---------------	-----------

# UT 4-TWIN-MT P/P - Knife-disconnect terminal block



3064014

<https://www.phoenixcontact.com/us/products/3064014>

---

NS 35/15

# UT 4-TWIN-MT P/P - Knife-disconnect terminal block



3064014

<https://www.phoenixcontact.com/us/products/3064014>

## Drawings

Circuit diagram



# UT 4-TWIN-MT P/P - Knife-disconnect terminal block





3064014


<https://www.phoenixcontact.com/us/products/3064014>


## Approvals


To download certificates, visit the product detail page: <https://www.phoenixcontact.com/us/products/3064014>

 <b>IECEE CB Scheme</b> Approval ID: DE1-62910				
	Nominal voltage $U_N$	Nominal current $I_N$	Cross section AWG	Cross section $mm^2$
keine				
	500 V	20 A	-	0.2 - 4

 <b>cULus Recognized</b> Approval ID: E60425				
	Nominal voltage $U_N$	Nominal current $I_N$	Cross section AWG	Cross section $mm^2$
B				
	300 V	16 A	26 - 10	-
Multi-conductor connection	300 V	16 A	26 - 14	-
C				
	150 V	16 A	26 - 10	-
D				
	300 V	10 A	26 - 10	-

 <b>VDE Zeichengenehmigung</b> Approval ID: 40041930				
	Nominal voltage $U_N$	Nominal current $I_N$	Cross section AWG	Cross section $mm^2$
keine				
	500 V	20 A	-	0.2 - 4

 <b>EAC</b> Approval ID: KZ7500651131219505				
---	--	--	--	--

 <b>CSA</b> Approval ID: 13631				
	Nominal voltage $U_N$	Nominal current $I_N$	Cross section AWG	Cross section $mm^2$
B				
	300 V	16 A	26 - 10	-
C				
	150 V	16 A	26 - 10	-
D				
	300 V	10 A	26 - 10	-

# UT 4-TWIN-MT P/P - Knife-disconnect terminal block



3064014

<https://www.phoenixcontact.com/us/products/3064014>

## Classifications

### ECLASS

ECLASS-13.0	27250108
ECLASS-15.0	27250108

### ETIM

ETIM 10.0	EC000902
-----------	----------

### UNSPSC

UNSPSC 21.0	39121400
-------------	----------

# UT 4-TWIN-MT P/P - Knife-disconnect terminal block



3064014

<https://www.phoenixcontact.com/us/products/3064014>

## Environmental product compliance

### EU RoHS

Fulfills EU RoHS substance requirements	Yes
Exemption	6(c)

### China RoHS

Environment friendly use period (EFUP)	EFUP-50
	An article-related China RoHS declaration table can be found in the download area for the respective article under "Manufacturer declaration". For all articles with EFUP-E, no China RoHS declaration table issued and required.

### EU REACH SVHC

REACH candidate substance (CAS No.)	Lead(CAS: 7439-92-1)
SCIP	3d9ecbdf-7829-4783-9e49-c53f8b7e4caf

### EF3.1 Climate Change

CO2e kg	0.057 kg CO2e
---------	---------------

Phoenix Contact 2026 © - all rights reserved  
<https://www.phoenixcontact.com>

Phoenix Contact USA  
586 Fulling Mill Road  
Middletown, PA 17057, United States  
(+717) 944-1300  
[info@phoenixcon.com](mailto:info@phoenixcon.com)