

PT 6/1P OG - Feed-through terminal block



3061762

<https://www.phoenixcontact.com/us/products/3061762>

Please be informed that the data shown in this PDF document is generated from our online catalog. Please find the complete data in the user documentation. Our general terms of use for downloads are valid.



Feed-through terminal block, nom. voltage: 1000 V, nominal current: 41 A, number of connections: 2, connection method: Push-in / plug connection, Rated cross section: 6 mm², cross section: 0.5 mm² - 10 mm², mounting type: NS 35/15, NS 35/7,5, color: orange

Your advantages

- In addition to the testing option in the double function shaft, all terminal blocks provide an additional test pick-off
- The compact design and front connection enable wiring in a confined space
- The Push-in connection terminal blocks are characterized by the system features of the CLIPLINE complete system and by easy and tool-free wiring of conductors with ferrules or solid conductors
- Tested for railway applications

Commercial data

| | |
|--------------------------------------|---------------|
| Item number | 3061762 |
| Packing unit | 50 pc |
| Minimum order quantity | 50 pc |
| Sales key | BE22 |
| Product key | BE2241 |
| GTIN | 4046356897839 |
| Weight per piece (including packing) | 13.22 g |
| Weight per piece (excluding packing) | 13.22 g |
| Customs tariff number | 85369010 |
| Country of origin | CN |

PT 6/1P OG - Feed-through terminal block



3061762

<https://www.phoenixcontact.com/us/products/3061762>

Technical data

Product properties

| | |
|-----------------------|------------------------|
| Product type | Plug-in terminal block |
| Number of connections | 2 |
| Number of rows | 1 |
| Potentials | 1 |

Insulation characteristics

| | |
|----------------------|-----|
| Overvoltage category | III |
| Degree of pollution | 3 |

Electrical properties

| | |
|---|--------|
| Rated surge voltage | 8 kV |
| Maximum power dissipation for nominal condition | 1.31 W |

Connection data

| | |
|---|---|
| Number of connections per level | 2 |
| Nominal cross section | 6 mm ² |
| Connection method | Push-in / plug connection |
| Stripping length | 12 mm |
| Internal cylindrical gage | A5 |
| Connection in acc. with standard | IEC 61984 |
| Conductor cross-section rigid | 0.5 mm ² ... 10 mm ² |
| Cross section AWG | 20 ... 8 (converted acc. to IEC) |
| Conductor cross-section flexible | 0.5 mm ² ... 10 mm ² |
| Conductor cross-section, flexible [AWG] | 20 ... 8 (converted acc. to IEC) |
| Conductor cross-section flexible ultrasound-compressed | 0.34 mm ² ... 10 mm ² |
| Conductor cross-section, flexible [AWG] ultrasound-compressed | 22 ... 8 (converted acc. to IEC) |
| Conductor cross-section flexible (ferrule without plastic sleeve) | 0.5 mm ² ... 6 mm ² |
| Flexible conductor cross-section (ferrule with plastic sleeve) | 0.5 mm ² ... 6 mm ² |
| 2 conductors with the same cross section, flexible, with TWIN ferrule with plastic sleeve | 0.5 mm ² ... 2.5 mm ² When using TWIN ferrules, we recommend a minimum ferrule length of 13 mm. |
| Nominal cross section | 6 mm ² |
| Nominal current | 41 A |
| Maximum load current | 41 A (with 10 mm ² conductor cross-section, rigid) |
| Nominal voltage | 1000 V |

Connection cross sections directly pluggable

| | |
|---|--|
| Conductor cross-section rigid | 1 mm ² ... 10 mm ² |
| Conductor cross-section flexible (ferrule without plastic sleeve) | 1 mm ² ... 6 mm ² |
| Flexible conductor cross-section (ferrule with plastic sleeve) | 1 mm ² ... 6 mm ² |

Dimensions

| | |
|-------|--------|
| Width | 8.2 mm |
|-------|--------|

PT 6/1P OG - Feed-through terminal block



3061762

<https://www.phoenixcontact.com/us/products/3061762>

| | |
|--------------------|---------|
| End cover width | 2.2 mm |
| Height | 57.7 mm |
| Depth | 42.2 mm |
| Depth on NS 35/7,5 | 43.5 mm |
| Depth on NS 35/15 | 51 mm |

Material specifications

| | |
|--|-------------------|
| Color | orange (RAL 2003) |
| Flammability rating according to UL 94 | V0 |
| Insulating material group | I |
| Insulating material | PA |

Mechanical properties

Mechanical data

| | |
|-----------------|-----|
| Open side panel | Yes |
|-----------------|-----|

Environmental and real-life conditions

Ambient conditions

| | |
|--|---|
| Ambient temperature (operation) | -60 °C ... 100 °C (max. operating temperature range including self-heating, see derating curve) |
| Ambient temperature (storage/transport) | -25 °C ... 60 °C (for a short time, not exceeding 24 h, -60 °C to +70 °C) |
| Ambient temperature (assembly) | -5 °C ... 70 °C |
| Ambient temperature (actuation) | -5 °C ... 70 °C |
| Permissible humidity (operation) | 20 % ... 90 % |
| Permissible humidity (storage/transport) | 30 % ... 70 % |

Standards and regulations

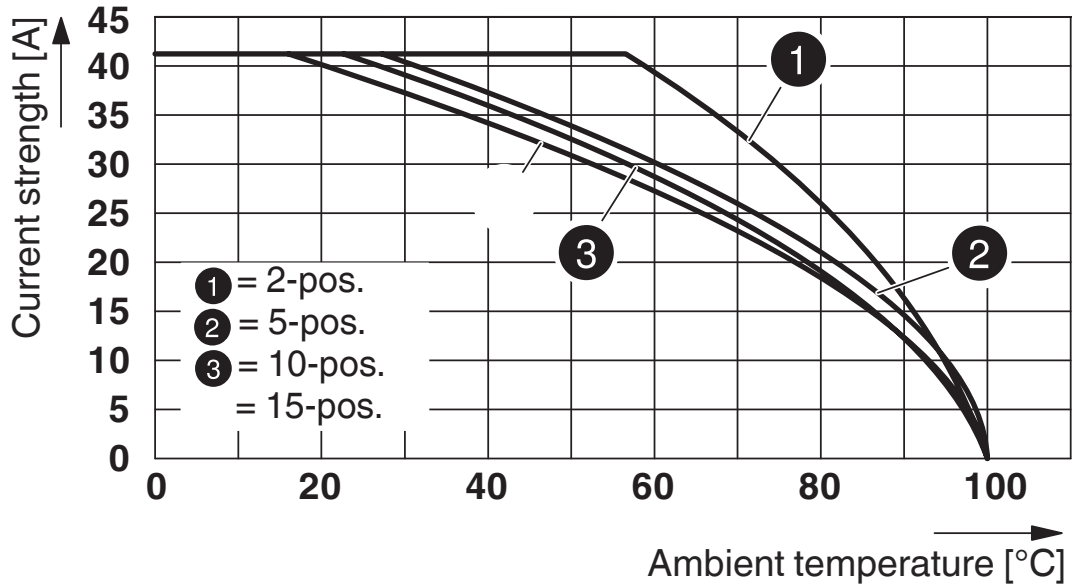
| | |
|----------------------------------|-----------|
| Connection in acc. with standard | IEC 61984 |
|----------------------------------|-----------|

Mounting

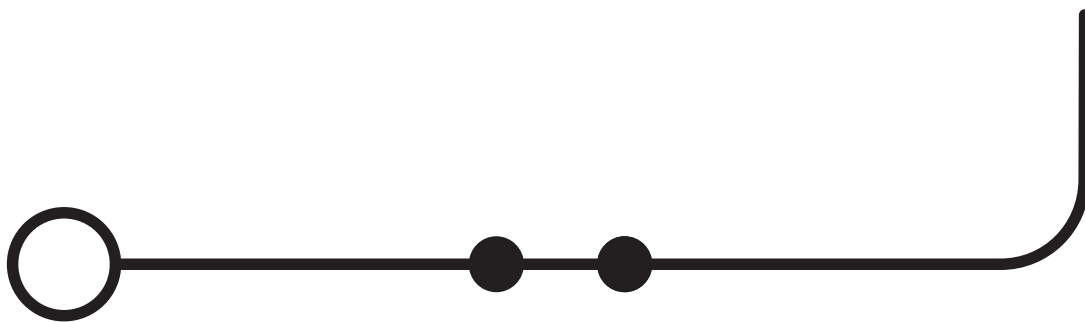
| | |
|---------------|-----------|
| Mounting type | NS 35/15 |
| | NS 35/7,5 |

Drawings

Diagram



Circuit diagram



PT 6/1P OG - Feed-through terminal block





3061762


<https://www.phoenixcontact.com/us/products/3061762>


Approvals


To download certificates, visit the product detail page: <https://www.phoenixcontact.com/us/products/3061762>

|  CSA Approval ID: 158887 | | | | |
|---|-----------------------|-----------------------|-------------------|-----------------------------|
| | Nominal voltage U_N | Nominal current I_N | Cross section AWG | Cross section mm^2 |
| B | 600 V | 40 A | 20 - 8 | - |
| C | 600 V | 40 A | 20 - 8 | - |
| D | 600 V | 5 A | 20 - 8 | - |

|  IECEE CB Scheme Approval ID: DE1-64372_B1_B2 | | | | |
|--|-----------------------|-----------------------|-------------------|-----------------------------|
| | Nominal voltage U_N | Nominal current I_N | Cross section AWG | Cross section mm^2 |
| keine | 1000 V | - | - | - |

|  EAC Approval ID: RU C-DE.BL08.B.00644 | | | | |
|---|--|--|--|--|
|---|--|--|--|--|

|  cULus Recognized Approval ID: E60425 | | | | |
|--|-----------------------|-----------------------|-------------------|-----------------------------|
| | Nominal voltage U_N | Nominal current I_N | Cross section AWG | Cross section mm^2 |
| B | 600 V | 40 A | 20 - 8 | - |
| C | 600 V | 40 A | 20 - 8 | - |

|  VDE Zeichengenehmigung Approval ID: 40043445 | | | | |
|--|-----------------------|-----------------------|-------------------|-----------------------------|
| | Nominal voltage U_N | Nominal current I_N | Cross section AWG | Cross section mm^2 |
| keine | 1000 V | - | - | 0.5 - 6 |

|  EAC Approval ID: KZ7500651131219505 | | | | |
|---|--|--|--|--|
|---|--|--|--|--|

PT 6/1P OG - Feed-through terminal block



3061762

<https://www.phoenixcontact.com/us/products/3061762>

Classifications

ECLASS

| | |
|-------------|----------|
| ECLASS-13.0 | 27250117 |
| ECLASS-15.0 | 27250117 |

ETIM

| | |
|-----------|----------|
| ETIM 10.0 | EC000897 |
|-----------|----------|

UNSPSC

| | |
|-------------|----------|
| UNSPSC 21.0 | 39121400 |
|-------------|----------|

PT 6/1P OG - Feed-through terminal block



3061762

<https://www.phoenixcontact.com/us/products/3061762>

Environmental product compliance

EU RoHS

| | |
|---|--------------------|
| Fulfills EU RoHS substance requirements | Yes, No exemptions |
|---|--------------------|

China RoHS

| | |
|--|--|
| Environment friendly use period (EFUP) | EFUP-E |
| | No hazardous substances above the limits |

EU REACH SVHC

| | |
|-------------------------------------|----------------------------|
| REACH candidate substance (CAS No.) | No substance above 0.1 wt% |
|-------------------------------------|----------------------------|

Phoenix Contact 2026 © - all rights reserved
<https://www.phoenixcontact.com>

Phoenix Contact USA
586 Fulling Mill Road
Middletown, PA 17057, United States
(+717) 944-1300
info@phoenixcon.com