


RSC 4 - Bolt connection terminal block

3058127

<https://www.phoenixcontact.com/us/products/3058127>

Please be informed that the data shown in this PDF document is generated from our online catalog. Please find the complete data in the user documentation. Our general terms of use for downloads are valid.



Feed-through terminal block with bolt connection method, cross section: 0.1 - 6 mm², AWG: 26 - 10, width 9 mm, color: gray

Your advantages

- Large-surface, consistent external and center labeling
- Mounting on standard DIN rails or directly in control boxes
- Compact screw connection of ring and fork-type cable lugs
- Screw nuts and current bars are latched in the insulating housing and cannot be removed
- Cover profile that can be snapped directly onto the terminal blocks provides touch-proof protection
- The isolator bridge bar supports switchable cross connections; the bridge screw therefore has the function of a live contact
- Bridge shaft for potential distribution using standard screw bridges

Commercial data

Item number	3058127
Packing unit	50 pc
Minimum order quantity	50 pc
Sales key	BE15
Product key	BE1511
GTIN	4046356500289
Weight per piece (including packing)	13.88 g
Weight per piece (excluding packing)	13.039 g
Customs tariff number	85369010
Country of origin	IN

RSC 4 - Bolt connection terminal block



3058127

<https://www.phoenixcontact.com/us/products/3058127>

Technical data

Notes

General

Note	The rated insulation voltage applies to insulated cable lugs acc. DIN 46237:1970-07 and for uninsulated cable lugs acc. DIN 46234:1980-03 with shrink sleeve.
------	---

Product properties

Product type	Bolt connection terminal block
Product family	RSC
Pitch	9 mm
Number of connections	2
Number of rows	1
Potentials	1

Insulation characteristics

Overvoltage category	III
Degree of pollution	3

Electrical properties

Rated surge voltage	8 kV
Maximum power dissipation for nominal condition	1.02 W

Connection data

Number of connections per level	2
Nominal cross section	4 mm ²
Connection method	Bolt connection
Stripping length	The stripping length depends on the specification provided by the cable lug manufacturer.
Connection in acc. with standard	IEC 60947-7-1
Nominal cross section	4 mm ²
Nominal current	32 A
Maximum load current	32 A
Nominal voltage	800 V

Cable lug connection DIN 46234:1980-03

Connection in acc. with standard	DIN 46234:1980-03
Cross section	0.1 mm ² ... 6 mm ²
Cross section range AWG	26 ... 10 (converted acc. to IEC)
Hole diameter	4.3 mm
Width	8 mm
Bolt diameter	4 mm
Screw thread	M4
Tightening torque	1.2 ... 1.4 Nm

RSC 4 - Bolt connection terminal block



3058127

<https://www.phoenixcontact.com/us/products/3058127>

Connection in acc. with standard	DIN 46237:1970-07
Cross section	0.5 mm ² ... 2.5 mm ²
Cross section range AWG	26 ... 10 (converted acc. to IEC)
Hole diameter	4.3 mm
Width	8 mm
Bolt diameter	4 mm
Screw thread	M4
Tightening torque	1.2 ... 1.4 Nm
Identification color of ring cable lugs : red	1 mm ²
Identification color of ring cable lugs : blue	2.5 mm ²

Dimensions

Width	9 mm
End cover width	2.2 mm
Height	53.3 mm
Depth on NS 32	52.1 mm
Depth on NS 35/7,5	47.1 mm
Depth on NS 35/15	54.6 mm
Pitch	9 mm

Material specifications

Color	gray (RAL 7042)
Flammability rating according to UL 94	V0
Insulating material group	I
Insulating material	PA
Static insulating material application in cold	-60 °C
Temperature index of insulation material (DIN EN 60216-1 (VDE 0304-21))	130 °C
Relative insulation material temperature index (Elec., UL 746 B)	130 °C
Fire protection for rail vehicles (DIN EN 45545-2) R22	HL 1 - HL 3
Fire protection for rail vehicles (DIN EN 45545-2) R23	HL 1 - HL 3
Fire protection for rail vehicles (DIN EN 45545-2) R24	HL 1 - HL 3
Fire protection for rail vehicles (DIN EN 45545-2) R26	HL 1 - HL 3
Calorimetric heat release NFPA 130 (ASTM E 1354)	28 MJ/kg
Surface flammability NFPA 130 (ASTM E 162)	passed
Specific optical density of smoke NFPA 130 (ASTM E 662)	passed
Smoke gas toxicity NFPA 130 (SMP 800C)	passed

Electrical tests

Surge voltage test

Test voltage setpoint	9.8 kV
Result	Test passed

Temperature-rise test

RSC 4 - Bolt connection terminal block



3058127

<https://www.phoenixcontact.com/us/products/3058127>

Requirement temperature-rise test	Increase in temperature ≤ 45 K
Result	Test passed
Short-time withstand current 4 mm ²	0.48 kA
Short-time withstand current 6 mm ²	0.72 kA
Result	Test passed

Power-frequency withstand voltage

Test voltage setpoint	2 kV
Result	Test passed

Mechanical properties

Mechanical data

Open side panel	Yes
-----------------	-----

Mechanical tests

Mechanical strength

Result	Test passed
--------	-------------

Attachment on the carrier

DIN rail/fixing support	NS 32/NS 35
Test force setpoint	1 N
Result	Test passed

Environmental and real-life conditions

Needle-flame test

Time of exposure	30 s
Result	Test passed

Oscillation/broadband noise

Specification	DIN EN 50155 (VDE 0115-200):2008-03
Spectrum	Long life test category 1, class B, body mounted
Frequency	$f_1 = 5$ Hz to $f_2 = 150$ Hz
ASD level	0.2g ² /Hz
Acceleration	0.8g
Test duration per axis	5 h
Test directions	X-, Y- and Z-axis
Result	Test passed

Shocks

Specification	DIN EN 50155 (VDE 0115-200):2008-03
Pulse shape	Half-sine
Acceleration	5g
Shock duration	30 ms
Number of shocks per direction	3
Test directions	X-, Y- and Z-axis (pos. and neg.)

RSC 4 - Bolt connection terminal block



3058127

<https://www.phoenixcontact.com/us/products/3058127>

Result	Test passed
Ambient conditions	
Ambient temperature (operation)	-60 °C ... 110 °C (Operating temperature range incl. self-heating; for max. short-term operating temperature, see RTI Elec.)
Ambient temperature (storage/transport)	-25 °C ... 60 °C (for a short time, not exceeding 24 h, -60 °C to +70 °C)
Ambient temperature (assembly)	-5 °C ... 70 °C
Ambient temperature (actuation)	-5 °C ... 70 °C
Permissible humidity (operation)	20 % ... 90 %
Permissible humidity (storage/transport)	30 % ... 70 %

Standards and regulations

Connection in acc. with standard	IEC 60947-7-1
----------------------------------	---------------

Mounting

Mounting type	NS 35/7,5
	NS 35/15

RSC 4 - Bolt connection terminal block



3058127

<https://www.phoenixcontact.com/us/products/3058127>

Drawings

Circuit diagram



RSC 4 - Bolt connection terminal block




3058127


<https://www.phoenixcontact.com/us/products/3058127>


Approvals

To download certificates, visit the product detail page: <https://www.phoenixcontact.com/us/products/3058127>

 IECEE CB Scheme Approval ID: DE1-66168				
	Nominal voltage U_N	Nominal current I_N	Cross section AWG	Cross section mm^2
keine				
	800 V	32 A	-	- 4

 EAC Approval ID: KZ7500651131219505				
---	--	--	--	--

 VDE Zeichengenehmigung Approval ID: 40030587				
	Nominal voltage U_N	Nominal current I_N	Cross section AWG	Cross section mm^2
keine				
	800 V	32 A	-	- 4

 cULus Recognized Approval ID: E60425				
	Nominal voltage U_N	Nominal current I_N	Cross section AWG	Cross section mm^2
B				
	600 V	30 A	-	-
C				
	600 V	30 A	-	-

RSC 4 - Bolt connection terminal block



3058127

<https://www.phoenixcontact.com/us/products/3058127>

Classifications

ECLASS

ECLASS-13.0	27250101
ECLASS-15.0	27250101

ETIM

ETIM 10.0	EC000897
-----------	----------

UNSPSC

UNSPSC 21.0	39121400
-------------	----------

RSC 4 - Bolt connection terminal block



3058127

<https://www.phoenixcontact.com/us/products/3058127>

Environmental product compliance

EU RoHS

Fulfills EU RoHS substance requirements	Yes, No exemptions
---	--------------------

China RoHS

Environment friendly use period (EFUP)	EFUP-E
	No hazardous substances above the limits

EU REACH SVHC

REACH candidate substance (CAS No.)	No substance above 0.1 wt%
-------------------------------------	----------------------------

EF3.1 Climate Change

CO2e kg	0.061 kg CO2e
---------	---------------

Phoenix Contact 2026 © - all rights reserved
<https://www.phoenixcontact.com>

Phoenix Contact USA
586 Fulling Mill Road
Middletown, PA 17057, United States
(+717) 944-1300
info@phoenixcon.com