

SC 4/ 1-L GNYE - COMBI coupling



3042612

<https://www.phoenixcontact.com/us/products/3042612>

Please be informed that the data shown in this PDF document is generated from our online catalog. Please find the complete data in the user documentation. Our general terms of use for downloads are valid.



COMBI coupling, nom. voltage: 800 V, nominal current: 32 A, number of connections: 2, number of positions: 1, connection method: Spring-cage connection, Rated cross section: 4 mm², cross section: 0.08 mm² - 6 mm², color: green-yellow

Your advantages

- The coupling is assembled directly on site by snapping together single-position coupling elements
- The ST-COMBI couplings for self-assembly provide solutions that users can implement themselves
- Tested for railway applications

Commercial data

Item number	3042612
Packing unit	50 pc
Minimum order quantity	50 pc
Sales key	BE02
Product key	BE2145
GTIN	4046356012751
Weight per piece (including packing)	5.536 g
Weight per piece (excluding packing)	5.536 g
Customs tariff number	85366990
Country of origin	PL

SC 4/ 1-L GNYE - COMBI coupling



3042612

<https://www.phoenixcontact.com/us/products/3042612>

Technical data

Product properties

Product type	Terminal coupling
Area of application	Railway industry
	Machine building
	Plant engineering
Number of positions	1
Pitch	6.2 mm
Number of connections	2
Number of rows	1
Potentials	1

Insulation characteristics

Overvoltage category	III
Degree of pollution	3

Electrical properties

Rated surge voltage	8 kV
Maximum power dissipation for nominal condition	1.02 W

Connection data

Nominal cross section	4 mm ²
Connection method	Spring-cage connection
Stripping length	8 mm ... 10 mm
Internal cylindrical gage	A4
Connection in acc. with standard	IEC 61984
Conductor cross-section rigid	0.08 mm ² ... 6 mm ²
Cross section AWG	28 ... 10 (converted acc. to IEC)
Conductor cross-section flexible	0.08 mm ² ... 4 mm ²
Conductor cross-section, flexible [AWG]	28 ... 12 (converted acc. to IEC)
Conductor cross-section flexible (ferrule without plastic sleeve)	0.14 mm ² ... 4 mm ²
Flexible conductor cross-section (ferrule with plastic sleeve)	0.14 mm ² ... 4 mm ²
2 conductors with the same cross section, flexible, with TWIN ferrule with plastic sleeve	0.5 mm ² ... 1 mm ²
Nominal cross section	4 mm ²
Nominal current	32 A
Maximum load current	32 A (with 6 mm ² conductor cross-section)
Nominal voltage	800 V

Dimensions

Width	6.2 mm
End cover width	3.2 mm
Height	48.6 mm

SC 4/ 1-L GNYE - COMBI coupling



3042612

<https://www.phoenixcontact.com/us/products/3042612>

Depth	22.3 mm
Pitch	6.2 mm

Material specifications

Color	green-yellow
Flammability rating according to UL 94	V0
Insulating material group	I
Insulating material	PA
Static insulating material application in cold	-60 °C
Temperature index of insulation material (DIN EN 60216-1 (VDE 0304-21))	130 °C
Relative insulation material temperature index (Elec., UL 746 B)	130 °C
Fire protection for rail vehicles (DIN EN 45545-2) R22	HL 1 - HL 3
Fire protection for rail vehicles (DIN EN 45545-2) R23	HL 1 - HL 3
Fire protection for rail vehicles (DIN EN 45545-2) R24	HL 1 - HL 3
Fire protection for rail vehicles (DIN EN 45545-2) R26	HL 1 - HL 3
Calorimetric heat release NFPA 130 (ASTM E 1354)	28 MJ/kg
Surface flammability NFPA 130 (ASTM E 162)	passed
Specific optical density of smoke NFPA 130 (ASTM E 662)	passed
Smoke gas toxicity NFPA 130 (SMP 800C)	passed

Mechanical properties

Mechanical data

Open side panel	Yes
-----------------	-----

Environmental and real-life conditions

Ambient conditions

Ambient temperature (operation)	-60 °C (max. operating temperature see derating curve)
Ambient temperature (storage/transport)	-25 °C ... 60 °C (for a short time, not exceeding 24 h, -60 °C to +70 °C)
Ambient temperature (assembly)	-5 °C ... 70 °C
Ambient temperature (actuation)	-5 °C ... 70 °C
Permissible humidity (operation)	20 % ... 90 %
Permissible humidity (storage/transport)	30 % ... 70 %

Standards and regulations

Connection in acc. with standard	IEC 61984
----------------------------------	-----------

Mounting

Assembly note	Use of a parallel pressing tool is recommended for easy latching of the COMBI connector and coupling elements for self-assembly
---------------	---

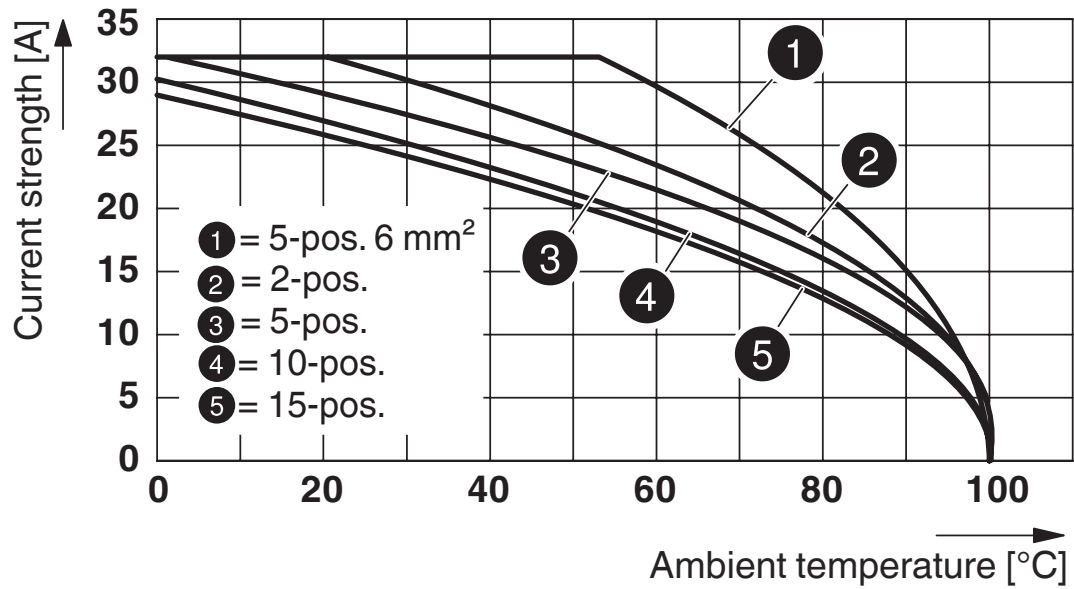
SC 4/ 1-L GNYE - COMBI coupling

3042612

<https://www.phoenixcontact.com/us/products/3042612>

Drawings

Diagram



Circuit diagram



SC 4/ 1-L GNYE - COMBI coupling





3042612

<https://www.phoenixcontact.com/us/products/3042612>

Approvals

To download certificates, visit the product detail page: <https://www.phoenixcontact.com/us/products/3042612>

 cULus Recognized Approval ID: E60425				
	Nominal voltage U_N	Nominal current I_N	Cross section AWG	Cross section mm^2
B	600 V	30 A	28 - 10	-
C	600 V	30 A	28 - 10	-

 EAC Approval ID: KZ7500651131219505	
---	--

SC 4/ 1-L GNYE - COMBI coupling



3042612

<https://www.phoenixcontact.com/us/products/3042612>

Classifications

ECLASS

ECLASS-13.0	27250306
ECLASS-15.0	27250306

ETIM

ETIM 10.0	EC002021
-----------	----------

UNSPSC

UNSPSC 21.0	39121400
-------------	----------

SC 4/ 1-L GNYE - COMBI coupling



3042612

<https://www.phoenixcontact.com/us/products/3042612>

Environmental product compliance

EU RoHS

Fulfills EU RoHS substance requirements	Yes, No exemptions
---	--------------------

China RoHS

Environment friendly use period (EFUP)	EFUP-E
	No hazardous substances above the limits

EU REACH SVHC

REACH candidate substance (CAS No.)	No substance above 0.1 wt%
-------------------------------------	----------------------------

EF3.1 Climate Change

CO2e kg	0.047 kg CO2e
---------	---------------

Phoenix Contact 2026 © - all rights reserved
<https://www.phoenixcontact.com>

Phoenix Contact USA
586 Fulling Mill Road
Middletown, PA 17057, United States
(+717) 944-1300
info@phoenixcon.com