

# ST 4-TWIN BK - Feed-through terminal block



3037407

<https://www.phoenixcontact.com/us/products/3037407>

Please be informed that the data shown in this PDF document is generated from our online catalog. Please find the complete data in the user documentation. Our general terms of use for downloads are valid.



Feed-through terminal block, nom. voltage: 800 V, nominal current: 32 A, number of connections: 3, connection method: Spring-cage connection, Rated cross section: 4 mm<sup>2</sup>, 1 level, cross section: 0.08 mm<sup>2</sup> - 6 mm<sup>2</sup>, mounting type: NS 35/7,5, NS 35/15, color: black

## Your advantages

- The consistent double function shaft offers every opportunity for time-saving potential distribution and accommodating test accessories
- User-friendly implementation of all potential branching tasks
- Space-saving and practical multi-conductor connection without additional bridges

## Commercial data

Item number	3037407
Packing unit	50 pc
Minimum order quantity	50 pc
Sales key	BE02
Product key	BE2112
GTIN	4017918599775
Weight per piece (including packing)	11.85 g
Weight per piece (excluding packing)	10.654 g
Customs tariff number	85369010
Country of origin	DE

# ST 4-TWIN BK - Feed-through terminal block



3037407

<https://www.phoenixcontact.com/us/products/3037407>

## Technical data

### Product properties

Product type	Multi-conductor terminal block
Number of connections	3
Number of rows	1
Potentials	1

### Insulation characteristics

Overvoltage category	III
Degree of pollution	3

### Electrical properties

Rated surge voltage	8 kV
Maximum power dissipation for nominal condition	1.02 W

### Connection data

Number of connections per level	3
Nominal cross section	4 mm <sup>2</sup>

#### 1 level

Connection method	Spring-cage connection
Stripping length	8 mm ... 10 mm
Internal cylindrical gage	A4
Connection in acc. with standard	IEC 60947-7-1
Conductor cross-section rigid	0.08 mm <sup>2</sup> ... 6 mm <sup>2</sup>
Cross section AWG	28 ... 10 (converted acc. to IEC)
Conductor cross-section flexible	0.08 mm <sup>2</sup> ... 4 mm <sup>2</sup>
Conductor cross-section, flexible [AWG]	28 ... 12 (converted acc. to IEC)
Conductor cross-section flexible ultrasound-compressed	0.34 mm <sup>2</sup> ... 6 mm <sup>2</sup>
Conductor cross-section, flexible [AWG] ultrasound-compressed	22 ... 10 (converted acc. to IEC)
Conductor cross-section flexible (ferrule without plastic sleeve)	0.14 mm <sup>2</sup> ... 4 mm <sup>2</sup>
Flexible conductor cross-section (ferrule with plastic sleeve)	0.14 mm <sup>2</sup> ... 4 mm <sup>2</sup>
2 conductors with the same cross section, flexible, with TWIN ferrule with plastic sleeve	0.5 mm <sup>2</sup> ... 1 mm <sup>2</sup>
Nominal cross section	4 mm <sup>2</sup>
Nominal current	32 A (with 6 mm <sup>2</sup> conductor cross-section)
Maximum load current	40 A (In the case of a 6 mm <sup>2</sup> conductor cross-section, the maximum load current must not be exceeded by the total current of all connected conductors)
Nominal voltage	800 V

### Ex data

#### Rated data (ATEX/IECEx)

Identification	Ⓔ II 2 GD Ex eb IIC Gb
----------------	------------------------

# ST 4-TWIN BK - Feed-through terminal block



3037407

<https://www.phoenixcontact.com/us/products/3037407>

Operating temperature range	-60 °C ... 85 °C
Ex-certified accessories	3030491 D-ST 4-TWIN
	3030789 ATP-ST-TWIN
	3036615 DS-ST 4
	1204517 SZF 1-0,6X3,5
	3022276 CLIPFIX 35-5
	3022218 CLIPFIX 35
List of bridges	Plug-in bridge / FBS 2-6 / 3030336
	Plug-in bridge / FBS 3-6 / 3030242
	Plug-in bridge / FBS 4-6 / 3030255
	Plug-in bridge / FBS 5-6 / 3030349
	Plug-in bridge / FBS 10-6 / 3030271
	Plug-in bridge / FBS 20-6 / 3030365
Bridge data	28 A (4 mm <sup>2</sup> )
Ex temperature increase	40 K (33 A / 4 mm <sup>2</sup> )
for bridging with bridge	550 V
- At bridging between non-adjacent terminal blocks	352 V
- At bridging between non-adjacent terminal blocks via PE terminal block	352 V
- At cut-to-length bridging with cover	220 V
- At cut-to-length bridging with partition plate	275 V
Rated insulation voltage	500 V
output	(Permanent)

## Ex level General

Rated voltage	550 V
Rated current	30 A
Maximum load current	34.5 A
Contact resistance	0.69 mΩ

## Ex connection data General

Nominal cross section	4 mm <sup>2</sup>
Rated cross section AWG	12
Connection capacity rigid	0.08 mm <sup>2</sup> ... 6 mm <sup>2</sup>
Connection capacity AWG	28 ... 10
Connection capacity flexible	0.08 mm <sup>2</sup> ... 4 mm <sup>2</sup>
Connection capacity AWG	28 ... 12

## Dimensions

Width	6.2 mm
End cover width	2.2 mm
Height	71.5 mm
Depth on NS 35/7,5	36.5 mm
Depth on NS 35/15	44 mm

# ST 4-TWIN BK - Feed-through terminal block



3037407

<https://www.phoenixcontact.com/us/products/3037407>

## Material specifications

Color	black (RAL 9005)
Flammability rating according to UL 94	V0
Insulating material group	I
Insulating material	PA
Static insulating material application in cold	-60 °C
Relative insulation material temperature index (Elec., UL 746 B)	130 °C
Fire protection for rail vehicles (DIN EN 45545-2) R22	HL 1 - HL 3
Fire protection for rail vehicles (DIN EN 45545-2) R23	HL 1 - HL 3
Fire protection for rail vehicles (DIN EN 45545-2) R24	HL 1 - HL 3
Fire protection for rail vehicles (DIN EN 45545-2) R26	HL 1 - HL 3
Surface flammability NFPA 130 (ASTM E 162)	passed
Specific optical density of smoke NFPA 130 (ASTM E 662)	passed
Smoke gas toxicity NFPA 130 (SMP 800C)	passed

## Mechanical properties

### Mechanical data

Open side panel	Yes
-----------------	-----

## Environmental and real-life conditions

### Oscillation/broadband noise

Specification	DIN EN 50155 (VDE 0115-200):2018-05
Spectrum	Long life test category 2, bogie-mounted
Frequency	$f_1 = 5 \text{ Hz}$ to $f_2 = 250 \text{ Hz}$
ASD level	6.12 (m/s <sup>2</sup> ) <sup>2</sup> /Hz
Acceleration	3.12g
Test duration per axis	5 h
Test directions	X-, Y- and Z-axis
Result	Test passed

### Shocks

Specification	DIN EN 50155 (VDE 0115-200):2008-03
Pulse shape	Half-sine
Acceleration	30g
Shock duration	18 ms
Number of shocks per direction	3
Test directions	X-, Y- and Z-axis (pos. and neg.)
Result	Test passed

### Ambient conditions

Ambient temperature (operation)	-60 °C ... 110 °C (Operating temperature range incl. self-heating; for max. short-term operating temperature, see RTI Elec.)
Ambient temperature (storage/transport)	-25 °C ... 60 °C (for a short time, not exceeding 24 h, -60 °C to +70 °C)

# ST 4-TWIN BK - Feed-through terminal block



3037407

<https://www.phoenixcontact.com/us/products/3037407>

Ambient temperature (assembly)	-5 °C ... 70 °C
Ambient temperature (actuation)	-5 °C ... 70 °C
Permissible humidity (operation)	20 % ... 90 %
Permissible humidity (storage/transport)	30 % ... 70 %

## Standards and regulations

Connection in acc. with standard	IEC 60947-7-1
----------------------------------	---------------

## Mounting

Mounting type	NS 35/7,5
	NS 35/15

# ST 4-TWIN BK - Feed-through terminal block



3037407

<https://www.phoenixcontact.com/us/products/3037407>

## Drawings

Circuit diagram



# ST 4-TWIN BK - Feed-through terminal block





3037407


<https://www.phoenixcontact.com/us/products/3037407>


## Approvals


To download certificates, visit the product detail page: <https://www.phoenixcontact.com/us/products/3037407>


 <b>CSA</b> Approval ID: 13631				
	Nominal voltage $U_N$	Nominal current $I_N$	Cross section AWG	Cross section $\text{mm}^2$
B	600 V	30 A	28 - 10	-
C	600 V	30 A	28 - 10	-

 <b>IECEE CB Scheme</b> Approval ID: DE1-63028_M1				
	Nominal voltage $U_N$	Nominal current $I_N$	Cross section AWG	Cross section $\text{mm}^2$
keine	800 V	32 A	-	0.2 - 4

 <b>KR</b> Approval ID: HMB17372-EL002				
--	--	--	--	--

 <b>NK</b> Approval ID: 09 ME 140				
---	--	--	--	--

 <b>VDE Zeichengenehmigung</b> Approval ID: 40009034				
	Nominal voltage $U_N$	Nominal current $I_N$	Cross section AWG	Cross section $\text{mm}^2$
keine	800 V	32 A	-	0.2 - 4

 <b>cULus Recognized</b> Approval ID: E60425				
	Nominal voltage $U_N$	Nominal current $I_N$	Cross section AWG	Cross section $\text{mm}^2$
B	600 V	30 A	28 - 10	-
C	600 V	30 A	28 - 10	-

 <b>ATEX</b> Approval ID: KEMA00ATEX2129U				
---	--	--	--	--

# ST 4-TWIN BK - Feed-through terminal block



3037407

<https://www.phoenixcontact.com/us/products/3037407>



**IECEx**

Approval ID: IECEx KEM 06.0050U



**CCC**

Approval ID: 2020322313000621



**UKCA-EX**

Approval ID: DEKRA 21UKEX0301U



**EAC Ex**

Approval ID: KZ 7500525010101950

# ST 4-TWIN BK - Feed-through terminal block



3037407

<https://www.phoenixcontact.com/us/products/3037407>

## Classifications

### ECLASS

ECLASS-13.0

27250101

### ETIM

ETIM 9.0

EC000897

### UNSPSC

UNSPSC 21.0

39121400

# ST 4-TWIN BK - Feed-through terminal block



3037407

<https://www.phoenixcontact.com/us/products/3037407>

## Environmental product compliance

### EU RoHS

Fulfills EU RoHS substance requirements	Yes, No exemptions
---	--------------------

### China RoHS

Environment friendly use period (EFUP)	EFUP-E
	No hazardous substances above the limits

### EU REACH SVHC

REACH candidate substance (CAS No.)	No substance above 0.1 wt%
-------------------------------------	----------------------------

### EF3.1 Climate Change

CO2e kg	0.071 kg CO2e
---------	---------------

Phoenix Contact 2026 © - all rights reserved  
<https://www.phoenixcontact.com>

Phoenix Contact USA  
586 Fulling Mill Road  
Middletown, PA 17057, United States  
(+717) 944-1300  
[info@phoenixcon.com](mailto:info@phoenixcon.com)