

# PTFIX 18X1,5 WH - Distribution block



3002780

<https://www.phoenixcontact.com/us/products/3002780>

Please be informed that the data shown in this PDF document is generated from our online catalog. Please find the complete data in the user documentation. Our general terms of use for downloads are valid.



Distribution block, nom. voltage: 450 V, nominal current: 17.5 A, number of connections: 18, connection method: Push-in connection, cross section: 0.14 mm<sup>2</sup> - 2.5 mm<sup>2</sup>, mounting type: for snapping onto a DIN rail adapter, Direct mounting with flange, Free-hanging, color: white

## Your advantages

- Space-saving, thanks to the compact design
- Flexible use, thanks to direct mounting with flange covers from accessories
- Space-saving potential distribution, thanks to compact micro potential distributors
- Convenient test options, thanks to test openings at every terminal point
- Clear arrangement thanks to marking of all terminal points

## Commercial data

Item number	3002780
Packing unit	20 pc
Minimum order quantity	20 pc
Sales key	BE09
Product key	BEA115
GTIN	4055626432601
Weight per piece (including packing)	15.295 g
Weight per piece (excluding packing)	15.295 g
Customs tariff number	85369010
Country of origin	PL

# PTFIX 18X1,5 WH - Distribution block



3002780

<https://www.phoenixcontact.com/us/products/3002780>

## Technical data

### Notes

Notes on operation	the blocks can be bridged with one another via the conductor shaft, for corresponding plug-in bridges, see accessories
--------------------	--

### Product properties

Product type	Distributor terminal block
Number of connections	18
Number of rows	1
Potentials	1

### Insulation characteristics

Overvoltage category	III
Degree of pollution	3

### Electrical properties

Rated surge voltage	6 kV
Maximum power dissipation for nominal condition	0.56 W

### Connection data

Number of connections per level	18
Nominal cross section	1.5 mm <sup>2</sup>
Rated cross section AWG	14
Connection method	Push-in connection
Stripping length	8 mm ... 10 mm
Internal cylindrical gage	A1 / B1
Connection in acc. with standard	IEC 60998-2-2
Conductor cross-section rigid	0.14 mm <sup>2</sup> ... 2.5 mm <sup>2</sup>
Cross section AWG	26 ... 14 (converted acc. to IEC)
Conductor cross-section flexible	0.14 mm <sup>2</sup> ... 2.5 mm <sup>2</sup>
Conductor cross-section, flexible [AWG]	26 ... 14 (converted acc. to IEC)
Conductor cross-section flexible (ferrule without plastic sleeve)	0.14 mm <sup>2</sup> ... 1.5 mm <sup>2</sup>
Flexible conductor cross-section (ferrule with plastic sleeve)	0.14 mm <sup>2</sup> ... 1.5 mm <sup>2</sup>
Nominal current	17.5 A
Maximum load current	22 A
Maximum total current	26 A
Nominal voltage	450 V

### Connection cross sections directly pluggable

Conductor cross-section rigid	0.34 mm <sup>2</sup> ... 2.5 mm <sup>2</sup>
Conductor cross-section, rigid [AWG]	26 ... 14 (converted acc. to IEC)
Conductor cross-section flexible (ferrule without plastic sleeve)	0.34 mm <sup>2</sup> ... 1.5 mm <sup>2</sup>
Flexible conductor cross-section (ferrule with plastic sleeve)	0.34 mm <sup>2</sup> ... 1.5 mm <sup>2</sup>

# PTFIX 18X1,5 WH - Distribution block



3002780

<https://www.phoenixcontact.com/us/products/3002780>

## Dimensions

Width	37.4 mm
Height	21.6 mm
Depth	17.7 mm

## Material specifications

Color	white (RAL 9010)
Flammability rating according to UL 94	V0
Insulating material group	I
Insulating material	PA
Static insulating material application in cold	-60 °C
Temperature index of insulation material (DIN EN 60216-1 (VDE 0304-21))	130 °C
Relative insulation material temperature index (Elec., UL 746 B)	130 °C
Fire protection for rail vehicles (DIN EN 45545-2) R22	HL 1 - HL 3
Fire protection for rail vehicles (DIN EN 45545-2) R23	HL 1 - HL 3
Fire protection for rail vehicles (DIN EN 45545-2) R24	HL 1 - HL 3
Fire protection for rail vehicles (DIN EN 45545-2) R26	HL 1 - HL 3
Calorimetric heat release NFPA 130 (ASTM E 1354)	28 MJ/kg
Surface flammability NFPA 130 (ASTM E 162)	passed
Specific optical density of smoke NFPA 130 (ASTM E 662)	passed
Smoke gas toxicity NFPA 130 (SMP 800C)	passed

## Mechanical properties

### Mechanical data

Open side panel	No
-----------------	----

## Mechanical tests

### Attachment on the carrier

DIN rail/fixing support	NS 35/NS 15
Result	Test passed
Note	<p>When aligning several blocks, it is recommended to either place a DIN rail adapter underneath the connection point or a flange element between the blocks.</p> <p>For versions with 6 or 7 connections, it is enough to place one DIN rail adapter centrally per block and place flange elements after every other block.</p> <p>When using the DIN rail adapter PTFIX-NS35, an aligned block must not protrude by more than a half.</p>

## Environmental and real-life conditions

### Needle-flame test

Time of exposure	30 s
Result	Test passed

# PTFIX 18X1,5 WH - Distribution block



3002780

<https://www.phoenixcontact.com/us/products/3002780>

## Ambient conditions

Ambient temperature (operation)	-60 °C ... 110 °C (Operating temperature range incl. self-heating; for max. short-term operating temperature, see RTI Elec.)
Ambient temperature (storage/transport)	-25 °C ... 60 °C (for a short time, not exceeding 24 h, -60 °C to +70 °C)
Ambient temperature (assembly)	-5 °C ... 70 °C
Ambient temperature (actuation)	-5 °C ... 70 °C
Permissible humidity (operation)	20 % ... 90 %
Permissible humidity (storage/transport)	30 % ... 70 %

## Standards and regulations

Connection in acc. with standard	IEC 60998-2-2
----------------------------------	---------------

## Mounting

Mounting type	for snapping onto a DIN rail adapter
	Direct mounting with flange
	Free-hanging

# PTFIX 18X1,5 WH - Distribution block



3002780

<https://www.phoenixcontact.com/us/products/3002780>

## Drawings

Circuit diagram



# PTFIX 18X1,5 WH - Distribution block




3002780

<https://www.phoenixcontact.com/us/products/3002780>

## Approvals


To download certificates, visit the product detail page: <https://www.phoenixcontact.com/us/products/3002780>


 <b>DNV</b> Approval ID: TAE00002TT-05				
	Nominal voltage $U_N$	Nominal current $I_N$	Cross section AWG	Cross section $mm^2$
keine				
	500 V	24 A	-	-

 <b>CSA</b> Approval ID: 13631				
	Nominal voltage $U_N$	Nominal current $I_N$	Cross section AWG	Cross section $mm^2$
B				
	300 V	20 A	26 - 12	-
C				
	150 V	20 A	26 - 12	-
D				
	300 V	10 A	26 - 12	-

 <b>IECEE CB Scheme</b> Approval ID: DE1-63083				
	Nominal voltage $U_N$	Nominal current $I_N$	Cross section AWG	Cross section $mm^2$
keine				
	450 V	17.5 A	-	- 1.5

 <b>EAC</b> Approval ID: RU C-DE.BL08.B.00644				
---	--	--	--	--

 <b>VDE Zeichengenehmigung</b> Approval ID: 40047798				
--	--	--	--	--

 <b>cULus Recognized</b> Approval ID: E60425				
	Nominal voltage $U_N$	Nominal current $I_N$	Cross section AWG	Cross section $mm^2$
B				
	300 V	20 A	26 - 12	-
C				
	150 V	20 A	26 - 12	-
F				
	500 V	20 A	26 - 12	-

# PTFIX 18X1,5 WH - Distribution block



3002780

<https://www.phoenixcontact.com/us/products/3002780>

D				
	300 V	10 A	26 - 12	-



**EAC**

Approval ID: KZ7500651131219505

# PTFIX 18X1,5 WH - Distribution block



3002780

<https://www.phoenixcontact.com/us/products/3002780>

## Classifications

### ECLASS

ECLASS-13.0	27250118
ECLASS-15.0	27250118

### ETIM

ETIM 10.0	EC000897
-----------	----------

### UNSPSC

UNSPSC 21.0	39121400
-------------	----------

# PTFIX 18X1,5 WH - Distribution block



3002780

<https://www.phoenixcontact.com/us/products/3002780>

## Environmental product compliance

### EU RoHS

Fulfills EU RoHS substance requirements	Yes, No exemptions
---	--------------------

### China RoHS

Environment friendly use period (EFUP)	EFUP-E
	No hazardous substances above the limits

### EU REACH SVHC

REACH candidate substance (CAS No.)	No substance above 0.1 wt%
-------------------------------------	----------------------------

Phoenix Contact 2026 © - all rights reserved  
<https://www.phoenixcontact.com>

Phoenix Contact USA  
586 Fulling Mill Road  
Middletown, PA 17057, United States  
(+717) 944-1300  
[info@phoenixcon.com](mailto:info@phoenixcon.com)