

# REL-MR-230AC/21HC/MS - Single relay



2987914

<https://www.phoenixcontact.com/us/products/2987914>

Please be informed that the data shown in this PDF document is generated from our online catalog. Please find the complete data in the user documentation. Our general terms of use for downloads are valid.



Plug-in miniature relay, with power contact, 1 changeover contact, test button, mechanical switching position indicator, status LED, input voltage 230 V AC

## Your advantages

- With detectable manual operation
- Integrated status LED
- DC types with integrated freewheeling diode
- Switching current of up to 16 A
- Mechanical switch position indicator

## Commercial data

Item number	2987914
Packing unit	10 pc
Minimum order quantity	10 pc
Sales key	C460
Product key	DK6933
GTIN	4046356481045
Weight per piece (including packing)	19.54 g
Weight per piece (excluding packing)	18.31 g
Customs tariff number	85364900
Country of origin	CN

# REL-MR-230AC/21HC/MS - Single relay



2987914

<https://www.phoenixcontact.com/us/products/2987914>

## Technical data

### Product properties

Product type	Single relay
Set comprises	2905290 RIF-1-RPT-LV-230AC/1X21MS
Mechanical service life	5x 10 <sup>6</sup> cycles

### Data management status

Date of last data management	01.04.2026
------------------------------	------------

### Electrical properties

Service life electrical	see diagram
Maximum power dissipation for nominal condition	0.81 W
Test voltage (Winding/contact)	5 kV AC (50 Hz, 1 min., winding/contact)

### Input data

#### Coil side

Nominal input voltage $U_N$	230 V AC
Input voltage range	179.4 V AC ... 333.5 V AC
Mains frequency	50/60 Hz
Drive and function	monostable
Drive (polarity)	non-polarized
Typical input current at $U_N$	3.5 mA
Typical response time	3 ms ... 12 ms (depending on phase relation)
Typical release time range	2 ms ... 8 ms (depending on phase relation)

### Output data

#### Switching

Contact switching type	1 changeover contact
Type of switch contact	Single contact
Contact material	AgNi
Maximum switching voltage	250 V AC/DC
Minimum switching voltage	12 V (at 10 mA)
Limiting continuous current	16 A
Maximum inrush current	32 A (20 ms)
Min. switching current	10 mA (at 12 V)
Interrupting rating (ohmic load) max.	4000 VA (for 250 V AC)
Switching capacity	2 A (at 24 V, DC13) 3 A (at 24 V, AC15) 3 A (at 120 V, AC15) 3 A (at 240 V, AC15)
Motor load according to UL 508	1/2 HP, 120 V AC (N/O contact) 1 HP, 240 V AC (N/O contact)

# REL-MR-230AC/21HC/MS - Single relay



2987914

<https://www.phoenixcontact.com/us/products/2987914>

	1/3 HP, 120 V AC (N/C contact)
	1/2 HP, 240 V AC (N/C contact)

## Connection data

Connection method	Plug / solder connection
-------------------	--------------------------

## Dimensions

### Item dimensions

Width	12.7 mm
Height	29 mm
Depth	25 mm

## Environmental and real-life conditions

### Ambient conditions

Ambient temperature (operation)	-40 °C ... 70 °C
Ambient temperature (storage/transport)	-40 °C ... 85 °C

## Approvals

### Corrosive gas test

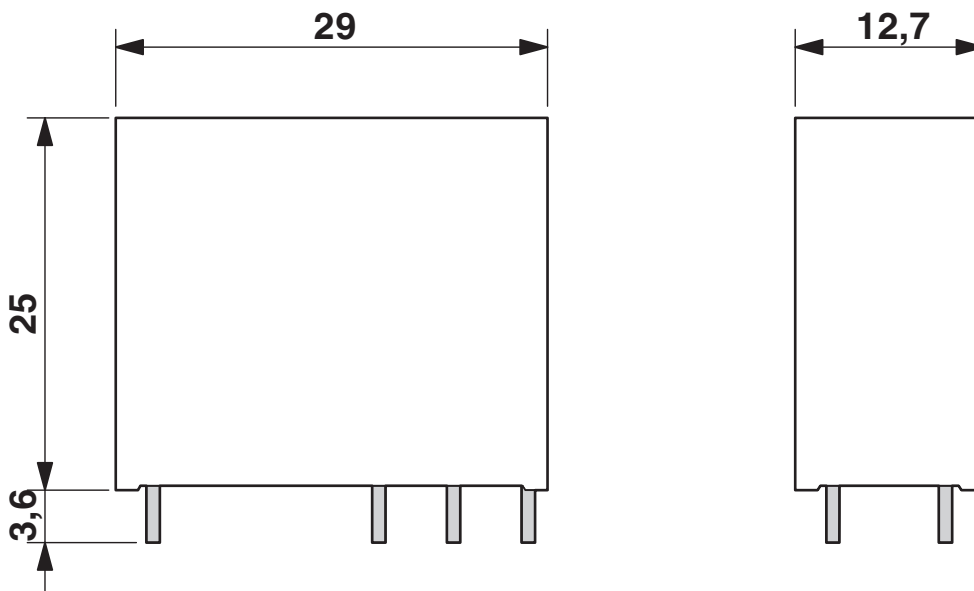
Identification	ISA-S71.04. G3 Harsh Group
	EN 60068-2-60

## Standards and regulations

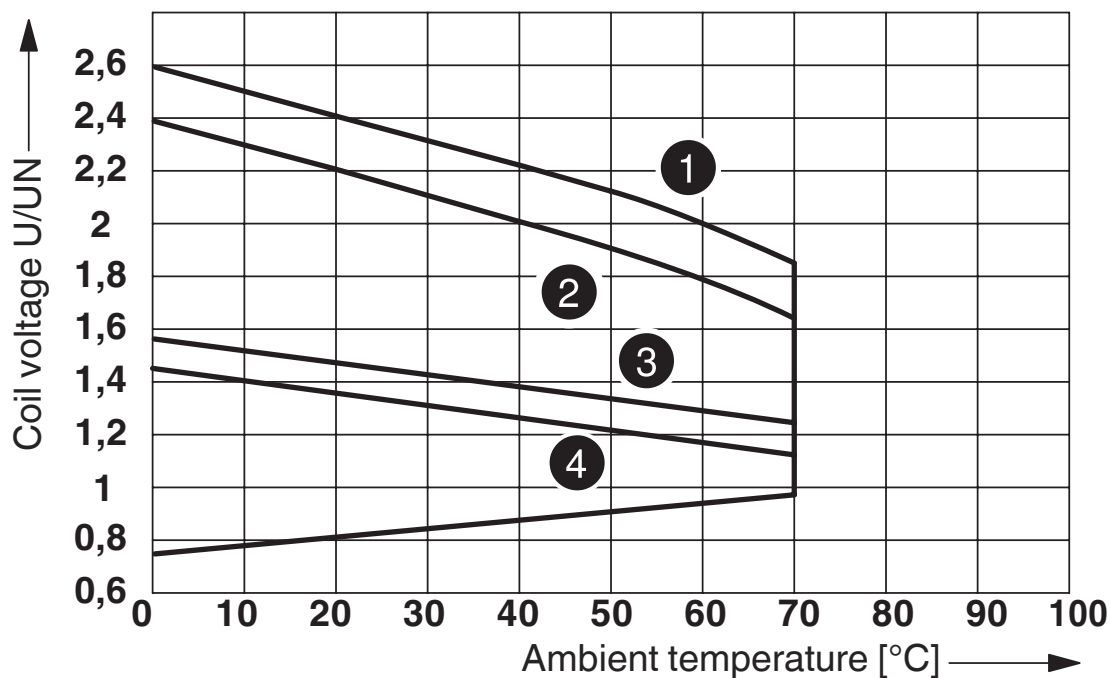
Standards/regulations	EN 61810-1
	VDE 0435-201
	EN 50178

## Drawings

Dimensional drawing



Diagram



- ① DC coils, 0 A contact current
- ② DC coils, 16 A contact current
- ③ AC coils, 0 A contact current
- ④ AC coils, 16 A contact current

Operating voltage range

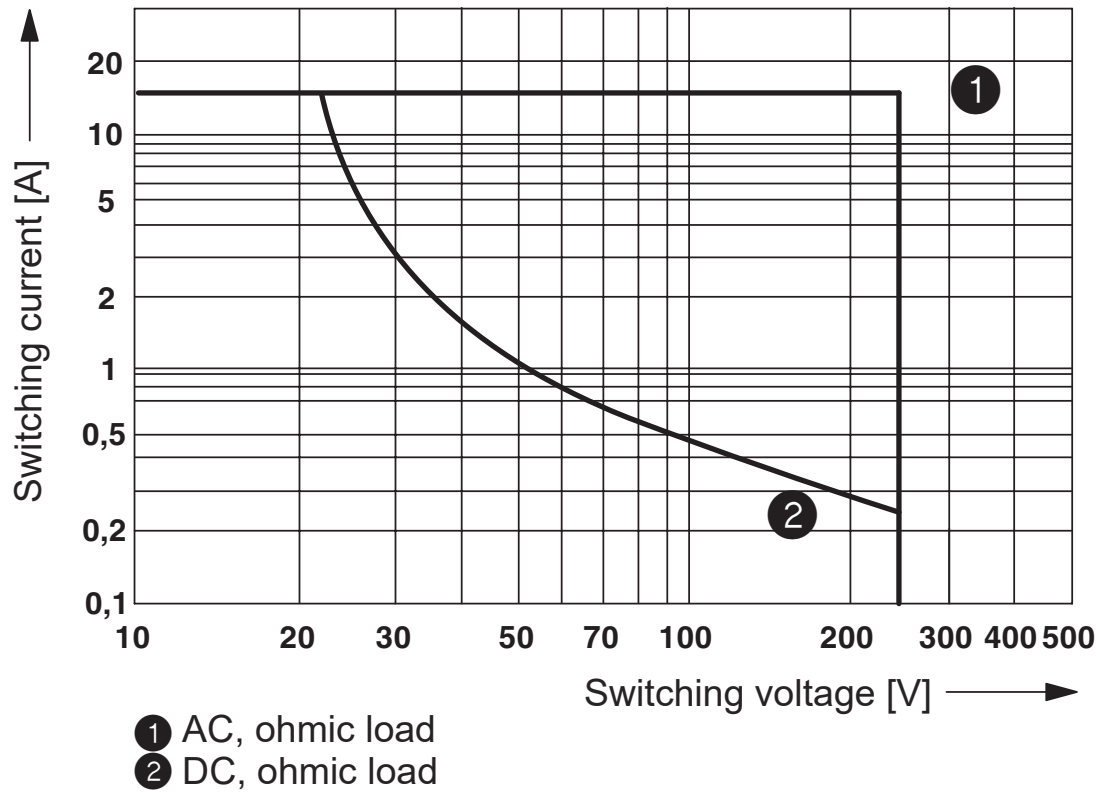
# REL-MR-230AC/21HC/MS - Single relay



2987914

<https://www.phoenixcontact.com/us/products/2987914>

Diagram



Interrupting rating

Diagram



① 250 V AC, ohmic load

Electrical service life

Diagram



Service life reduction factor with various cos phi

Diagram



Permissible humidity for operation and storage.

The maximum permissible ambient temperature as specified in the data sheet must be observed.

Area A: Ice buildup at ambient temperatures  $\leq 0^\circ\text{C}$  must be prevented

Area B: Condensation at ambient temperatures  $> 0^\circ\text{C}$  must be prevented

On 30 full days that are naturally distributed across an entire year, a humidity level of 95% is permissible at an ambient temperature  $\leq 25^\circ\text{C}$ .

Circuit diagram



# REL-MR-230AC/21HC/MS - Single relay



2987914

<https://www.phoenixcontact.com/us/products/2987914>

## Approvals

To download certificates, visit the product detail page: <https://www.phoenixcontact.com/us/products/2987914>



**cUL Recognized**  
Approval ID: FILE E 195083



**UL Recognized**  
Approval ID: FILE E 195083



**EAC**  
Approval ID: RU\*C-DE.\*08.B.00010



**VDE approval of drawings**  
Approval ID: 40027210

# REL-MR-230AC/21HC/MS - Single relay



2987914

<https://www.phoenixcontact.com/us/products/2987914>

## Classifications

### ECLASS

ECLASS-13.0	27371601
ECLASS-15.0	27371601

### ETIM

ETIM 10.0	EC001437
-----------	----------

### UNSPSC

UNSPSC 21.0	39122300
-------------	----------

2987914

<https://www.phoenixcontact.com/us/products/2987914>

## Environmental product compliance

### EU RoHS

Fulfills EU RoHS substance requirements	Yes
Exemption	7(c)-I

### China RoHS

Environment friendly use period (EFUP)	EFUP-50
	An article-related China RoHS declaration table can be found in the download area for the respective article under "Manufacturer declaration". For all articles with EFUP-E, no China RoHS declaration table issued and required.

### EU REACH SVHC

REACH candidate substance (CAS No.)	No substance above 0.1 wt%
-------------------------------------	----------------------------

### EF3.1 Climate Change

CO2e kg	1.113 kg CO2e
---------	---------------

Phoenix Contact 2026 © - all rights reserved  
<https://www.phoenixcontact.com>

Phoenix Contact USA  
586 Fulling Mill Road  
Middletown, PA 17057, United States  
(+717) 944-1300  
[info@phoenixcon.com](mailto:info@phoenixcon.com)