

# MACX MCR-EX-SL-NAM-2RO-SP - Isolation switch amplifier



2924061

<https://www.phoenixcontact.com/us/products/2924061>

Please be informed that the data shown in this PDF document is generated from our online catalog. Please find the complete data in the user documentation. Our general terms of use for downloads are valid.



Ex i NAMUR isolating amplifier for operating proximity sensors and switches in the Ex area. The signals are transmitted via 2 relay outputs (N/O contact) to the safe area. Line fault detection (LFD), 3-way isolation, SIL 2.

## Your advantages

- Power supply and error indication possible via DIN rail connector
- Installation in zone 2, protection type "n" (EN 60079-15) permitted
- Up to SIL 2 in accordance with EN 61508
- Line fault detection (LFD), can be activated/deactivated, error indicated by flashing red LED with de-excitation of output relay
- 4-way electrical isolation
- Direction of operation can be selected (operating or closed circuit current behavior)
- 2 relay signal outputs (N/O contact); output 2 can also be used as an error signaling output
- Input for NAMUR proximity sensors (EN 60947-5-6), floating contacts or contacts with resistance circuit, [Ex ia] IIC
- LED indicators for supply voltage, switching state, and malfunction in accordance with NAMUR NE 44

## Commercial data

Item number	2924061
Packing unit	1 pc
Minimum order quantity	1 pc
Sales key	C430
Product key	DK1213
GTIN	4046356337359
Weight per piece (including packing)	175 g
Weight per piece (excluding packing)	137.9 g
Customs tariff number	85365019
Country of origin	DE

# MACX MCR-EX-SL-NAM-2RO-SP - Isolation switch amplifier



2924061

<https://www.phoenixcontact.com/us/products/2924061>

## Technical data

### Product properties

Product type	Isolating switch amplifier
Product family	MACX Analog
Application	Digital IN
No. of channels	1
Configuration	DIP switches

### System properties

#### Functionality

Configuration	DIP switches
---------------	--------------

### Electrical properties

Electrical isolation	3-way isolation
Electrical isolation between input and output	yes

#### Electrical isolation Input/output IEC/EN 60079-11

Standards/regulations	IEC/EN 60079-11
Rated insulation voltage	375 V <sub>PP</sub>
Overvoltage category	III
Pollution degree	2

#### Electrical isolation Input/supply, DIN rail connector IEC/EN 60079-11

Standards/regulations	IEC/EN 60079-11
Rated insulation voltage	375 V <sub>PP</sub>
Overvoltage category	II
Pollution degree	2

#### Electrical isolation Input/supply, DIN rail connector IEC/EN 61010-1

Standards/regulations	IEC/EN 61010-1
Rated insulation voltage	300 V <sub>rms</sub>
Overvoltage category	II
Pollution degree	2
Insulation	Safe isolation

#### Electrical isolation Output 1/output 2/input, power supply, DIN rail connector IEC/EN 61010-1

Standards/regulations	IEC/EN 61010-1
Rated insulation voltage	300 V <sub>rms</sub>
Overvoltage category	III
Pollution degree	2
Insulation	Safe isolation

#### Electrical isolation Output 1/output 2/input/power supply, DIN rail connector

Test voltage	2.5 kV AC (50 Hz, 60 s)
--------------	-------------------------

# MACX MCR-EX-SL-NAM-2RO-SP - Isolation switch amplifier



2924061

<https://www.phoenixcontact.com/us/products/2924061>

Overvoltage category	III
Pollution degree	2

## Supply

Nominal supply voltage	24 V DC -20 % ... +25 %
Supply voltage range	19.2 V DC ... 30 V DC
Max. current consumption	30 mA (24 V DC)
Power dissipation	< 1 W
Power consumption	< 1 W

## Input data

Signal: NAMUR

Description of the input	intrinsically safe
Number of inputs	1
Available input sources	NAMUR proximity sensors (IEC/EN 60947-5-6)
	floating switch contacts
	Switch contacts with resistance circuit
Switching threshold "0" signal current	< 1.2 mA (blocking)
Switching threshold "1" signal, current	> 2.1 mA (conductive)
Short-circuit current	8 mA
Switching hysteresis	< 0.2 mA
Line fault detection	< 0.05 mA ... 0.35 mA (Line break)
	< 100 Ω ... 360 Ω (Short circuit)
	Activated /deactivated via DIP switch
Open-circuit voltage	8 V DC

## Output data

Switching: Relay

Contact switching type	2 N/O contacts
Contact material	AgSnO <sub>2</sub> , hard gold-plated
Maximum switching voltage	250 V AC (2 A)
	120 V DC (0.2 A)
	30 V DC (2 A)
Maximum switching power	500 VA
Recommended minimum load	5 V / 10 mA
Switching frequency	≤ 20 Hz (without load)

Signal

Number of outputs	2
-------------------	---

## Connection data

Connection method	Push-in connection
Stripping length	10 mm
Conductor cross-section rigid	0.2 mm <sup>2</sup> ... 2.5 mm <sup>2</sup>

# MACX MCR-EX-SL-NAM-2RO-SP - Isolation switch amplifier



2924061

<https://www.phoenixcontact.com/us/products/2924061>

Conductor cross-section flexible	0.2 mm <sup>2</sup> ... 2.5 mm <sup>2</sup>
Conductor cross-section flexible (2 conductors with same cross section)	0.25 mm <sup>2</sup> ... 0.34 mm <sup>2</sup> (TWIN ferrule without plastic sleeve)
	0.5 mm <sup>2</sup> ... 1.5 mm <sup>2</sup> (TWIN ferrule with plastic sleeve)
Conductor cross-section AWG	24 ... 14
	24 ... 22 (TWIN ferrule without plastic sleeve)
	20 ... 16 (TWIN ferrule with plastic sleeve)

## Ex data

Ex installation (EPL)	Gc
	Div. 2
Ex i circuits (EPL)	[Ga]
	[Da]
	[Ma]
	[Div. 1]

## Safety data

Max. internal inductance $L_i$	negligible
Max. internal capacitance $C_i$	11 nF
Max. output voltage $U_o$	9.6 V
Max. output current $I_o$	10 mA
Max. output power $P_o$	25 mW
Safety-related maximum voltage $U_m$	253 V AC
	125 V DC
IIA/I (simple circuit): Max. external inductivity $L_o$ / Max. external capacitance $C_o$	1000 mH / 210 $\mu$ F
IIB/IIIC (simple circuit): Max. external inductivity $L_o$ / Max. external capacitance $C_o$	1000 mH / 26 $\mu$ F
IIC (simple circuit): Max. external inductivity $L_o$ / Max. external capacitance $C_o$	300 mH / 3.6 $\mu$ F
IIC (mixed circuit): Max. external inductivity $L_o$ / Max. external capacitance $C_o$	100 mH / 500 nF, 50 mH / 570 nF, 5 mH / 590 nF
I/IIB/IIA/IIIC (mixed circuit): Max. external inductivity $L_o$ / Max. external capacitance $C_o$	100 mH / 1 $\mu$ F

## Signaling

Status display	Green LED (supply voltage)
	LED yellow (switching state)
	Red LED (line errors)

## Dimensions

# MACX MCR-EX-SL-NAM-2RO-SP - Isolation switch amplifier



2924061

<https://www.phoenixcontact.com/us/products/2924061>

Dimensional drawing	
Width	12.5 mm
Height	107.9 mm
Depth	113.7 mm
Depth NS 35/7,5	114.5 mm (Snapped onto DIN rail NS 35/7,5 in accordance with EN 60715)

## Material specifications

Color	gray (RAL 7042)
Flammability rating according to UL 94 (Housing)	V0 (Housing)
Housing material	PA 6.6-FR

## Environmental and real-life conditions

### Ambient conditions

Degree of protection	IP20 (not assessed by UL)
Ambient temperature (operation)	-40 °C ... 60 °C (Any mounting position) -40 °C ... 70 °C (Derating)
Ambient temperature (storage/transport)	-40 °C ... 85 °C
Permissible humidity (operation)	10 % ... 95 % (non-condensing)
Permissible humidity (storage/transport)	5 % ... 95 % (non-condensing)

### Altitude range (≤ 2000 m)

Altitude	≤ 2000 m (The technical data refers to altitudes ≤2000 m above mean sea level. For altitudes >2000 m above mean sea level, refer to the data sheet.)
Ambient temperature (operation)	-40 °C ... 60 °C -40 °C ... 70 °C (Derating)
Rated insulation voltage	253 V AC (Power supply, input / output) 125 V DC (Power supply, input / output)

### Altitude range (≤ 3000 m)

Height range	> 2000 m ... 3000 m
Ambient temperature (operation)	-40 °C ... 54 °C -40 °C ... 63 °C (Derating)
Rated insulation voltage	190 V AC (Power supply, input / output) 110 V DC (Power supply, input / output)

### Altitude range (≤ 4000 m)

Height range	> 3000 m ... 4000 m
Ambient temperature (operation)	-40 °C ... 48 °C

# MACX MCR-EX-SL-NAM-2RO-SP - Isolation switch amplifier



2924061

<https://www.phoenixcontact.com/us/products/2924061>

	-40 °C ... 56 °C (Derating)
Rated insulation voltage	60 V AC/DC (Power supply, input / output)
Altitude range (≤ 5000 m)	
Height range	> 4000 m ... 5000 m
Ambient temperature (operation)	-40 °C ... 42 °C
	-40 °C ... 49 °C (Derating)
Rated insulation voltage	60 V AC/DC (Power supply, input / output)

## Approvals

### CE

Certificate	CE-compliant
Note	and EN 61326

### ATEX

Identification	Ⓜ II (1) G [Ex ia Ga] IIC
	Ⓜ II (1) D [Ex ia Da] IIIC
	Ⓜ II 3 (1) G Ex ec [ia Ga] nC IIC T4 Gc
	Ⓜ I (M1) [Ex ia Ma] I
Certificate	IBExU 07 ATEX 1069 X

### IECEX

Identification	[Ex ia Ga] IIC
	[Ex ia Da] IIIC
	Ex ec [ia Ga] nC IIC T4 Gc
	[Ex ia Ma] I
Certificate	IECEX IBE 08.0001X

### CCC / China-Ex

Identification	[Ex ia Ga] IIC
	[Ex ia Da] IIIC
	Ex ec nC [ia Ga] IIC T4 Gc
Certificate	2022122316115975

### UL, USA/Canada

Identification	UL 61010 Listed
	Class I, Div. 2, Groups A, B, C, D T4
	Class I, Div. 2, Groups IIC, IIB, IIA T4
	Associated apparatus for use in Class I, Division 1, Groups A,B,C,D
	Associated apparatus for use in Class II, Div.1 Groups E,F,G
	Associated apparatus for use in Class III, Division 1
	Associated apparatus for use in Class I, Zone 0,1,2, Groups IIC,IIB,IIA
Certificate	ⓂⓂⓂ C.D.-No 83104549

### KC-s

# MACX MCR-EX-SL-NAM-2RO-SP - Isolation switch amplifier



2924061

<https://www.phoenixcontact.com/us/products/2924061>

Identification	[Ex ia] IIC/IIB
Certificate	17-KA4BO-0409X

## Shipbuilding approval

Certificate	DNV GL TAA00000AG
-------------	-------------------

## Safety Integrity Level (SIL, IEC 61508)

Identification	2
Certificate	IN-AT-AS-MRL-24-00163

## Systematic Capability

Identification	3
----------------	---

## INMETRO

Identification	[Ex ia Ga] IIC
	[Ex ia Da] IIC
	Ex ec nC [ia Ga] IIC T4 Gc
	[Ex ia Ma] I
Certificate	DNV 18.0114 X

## Shipbuilding data

Temperature	B
Humidity	B
Vibration	A
EMC	B
Enclosure	Required protection according to the Rules shall be provided upon installation on board

## EMC data

Noise immunity	EN 61000-6-2
	EN 61326

## Standards and regulations

Electrical isolation	3-way isolation
----------------------	-----------------

## GB Standard

Standards/regulations	GB/T 3836.1
	GB/T 3836.3
	GB/T 3836.4
	GB/T 3836.8

## Mounting

Mounting type	DIN rail mounting
---------------	-------------------

# MACX MCR-EX-SL-NAM-2RO-SP - Isolation switch amplifier



2924061

<https://www.phoenixcontact.com/us/products/2924061>

## Drawings

Dimensional drawing



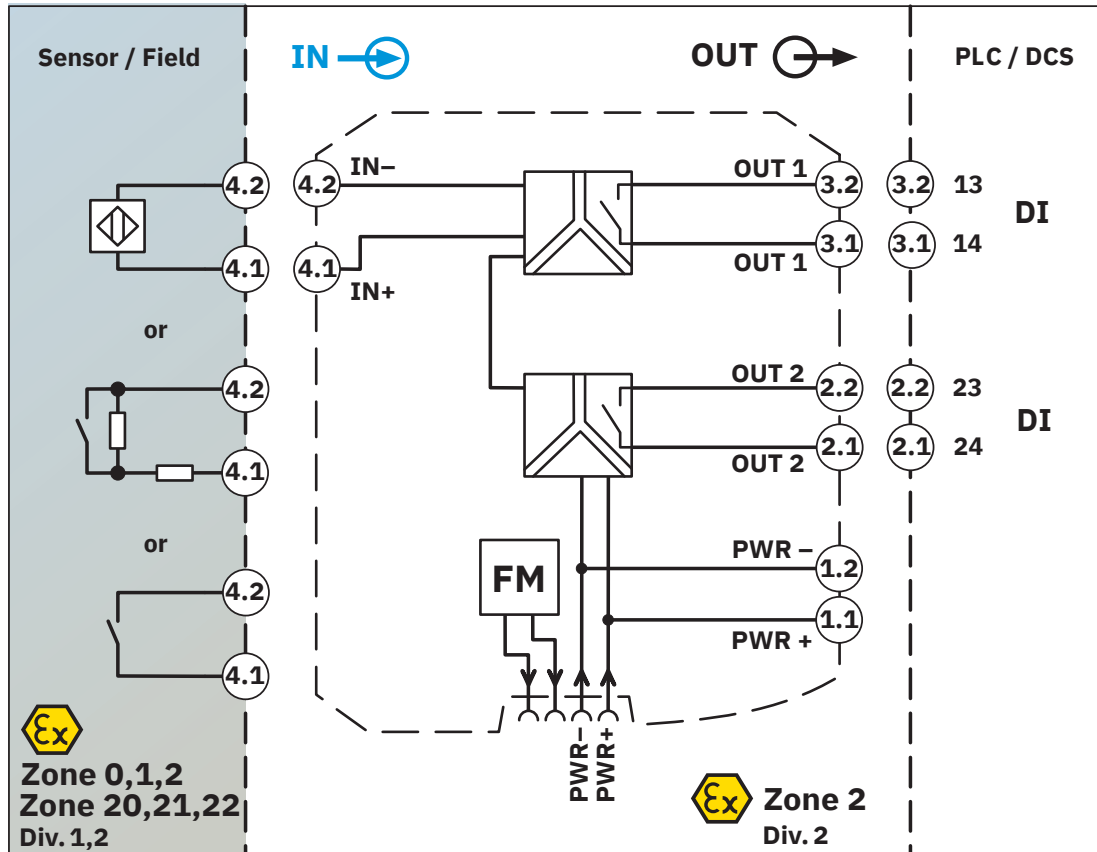
# MACX MCR-EX-SL-NAM-2RO-SP - Isolation switch amplifier



2924061

<https://www.phoenixcontact.com/us/products/2924061>

Block diagram



# MACX MCR-EX-SL-NAM-2RO-SP - Isolation switch amplifier




2924061

<https://www.phoenixcontact.com/us/products/2924061>

## Approvals

To download certificates, visit the product detail page: <https://www.phoenixcontact.com/us/products/2924061>

 **UL Listed**  
Approval ID: E330267


 **cUL Listed**  
Approval ID: E330267


**Functional Safety**  
Approval ID: 07-06-39 R005 V2R2

**DNV**  
Approval ID: TAA00000AG

**ECAS**  
Approval ID: 163683 E25 08 169506


**TUEV Austria FS**  
Approval ID: IN-AT-AS-24-00163

 **EAC Ex**  
Approval ID: TR TS\_S\_103.01.00078

 **IEC Ex**  
Approval ID: IECEx IBE 08.0001X

 **cUL Listed**  
Approval ID: E199827

 **UL Listed**  
Approval ID: E199827

 **ATEX**  
Approval ID: IBEU07ATEX1069

# MACX MCR-EX-SL-NAM-2RO-SP - Isolation switch amplifier



2924061

<https://www.phoenixcontact.com/us/products/2924061>

## INMETRO

Approval ID: DNV 18.0114 X



## KC-s

Approval ID: 17-KA4BO-0409X



## CCC

Approval ID: 2022122316115975

# MACX MCR-EX-SL-NAM-2RO-SP - Isolation switch amplifier



2924061

<https://www.phoenixcontact.com/us/products/2924061>

## Classifications

### ECLASS

ECLASS-13.0	27210121
ECLASS-15.0	27210121

### ETIM

ETIM 10.0	EC001485
-----------	----------

### UNSPSC

UNSPSC 21.0	39121000
-------------	----------

# MACX MCR-EX-SL-NAM-2RO-SP - Isolation switch amplifier



2924061

<https://www.phoenixcontact.com/us/products/2924061>

## Environmental product compliance

### EU RoHS

Fulfills EU RoHS substance requirements	Yes
Exemption	7(a), 7(c)-I

### China RoHS

Environment friendly use period (EFUP)	EFUP-50
	An article-related China RoHS declaration table can be found in the download area for the respective article under "Manufacturer declaration". For all articles with EFUP-E, no China RoHS declaration table issued and required.

### EU REACH SVHC

REACH candidate substance (CAS No.)	Lead(CAS: 7439-92-1)
	2,2',6,6'-tetrabromo-4,4'-isopropylidenediphenol(CAS: 79-94-7)
SCIP	ec5dee07-a19b-4d6f-a245-e0828c0c6291

### EF3.1 Climate Change

CO2e kg	4.604 kg CO2e
---------	---------------

Phoenix Contact 2026 © - all rights reserved  
<https://www.phoenixcontact.com>

Phoenix Contact USA  
586 Fulling Mill Road  
Middletown, PA 17057, United States  
(+717) 944-1300  
[info@phoenixcon.com](mailto:info@phoenixcon.com)