

MACX MCR-EX-SL-RPSSI-I-UP-SP - Repeater power supply



2924029

<https://www.phoenixcontact.com/us/products/2924029>

Please be informed that the data shown in this PDF document is generated from our online catalog. Please find the complete data in the user documentation. Our general terms of use for downloads are valid.



Ex i repeater power supply and input signal conditioner, HART-transparent. Transmits supplied or active 0/4 ... 20 mA signals from the Ex area to a load (active or passive) in the safe area. SIL 2 (1oo1) / SIL 3 (1oo2), wide-range supply.

Your advantages

- 250 Ω resistor that can be activated via DIP switches to increase HART impedance for low-resistance systems
- Up to SIL 2 in accordance with EN 61508
- Installation in zone 2, protection type "n" (EN 60079-15) permitted
- Wide-range power supply of 19.2 ... 253 V AC/DC
- 3-way electrical isolation
- Plug-in screw or spring-cage connection technology (Push-in technology), with integrated sockets for HART communicators
- 0/4 ... 20 mA input, [Ex ia] IIC (powered or not powered)
- Bidirectional transmission of digital HART communication signals
- 0/4 ... 20 mA output (active or passive), 0/1 ... 5 V, can be selected via DIP switches

Commercial data

Item number	2924029
Packing unit	1 pc
Minimum order quantity	1 pc
Sales key	C430
Product key	DK1211
GTIN	4046356338172
Weight per piece (including packing)	189.2 g
Weight per piece (excluding packing)	147.1 g
Customs tariff number	85437090
Country of origin	DE

MACX MCR-EX-SL-RPSSI-I-UP-SP - Repeater power supply



2924029

<https://www.phoenixcontact.com/us/products/2924029>

Technical data

Product properties

Product type	Repeater power supply
Product family	MACX Analog
Application	Analog IN
No. of channels	1
Configuration	DIP switches

Electrical properties

Electrical isolation	3-way isolation
Electrical isolation between input and output	yes
Step response (10-90%)	< 600 μ s (for 4 mA ... 20 mA step)
Maximum temperature coefficient	< 0.01 %/K
Maximum transmission error	< 0.1 % (of final value)
Transmission error, typical	< 0.05 % (of final value)

Electrical isolation

Test voltage	2.5 kV AC (50 Hz, 60 s)
Overvoltage category	II
Pollution degree	2

Electrical isolation Input/output/power supply IEC/EN 61010-1

Standards/regulations	IEC/EN 61010-1
Rated insulation voltage	300 V _{rms}
Insulation	Safe isolation

Electrical isolation Input/output IEC/EN 60079-11

Standards/regulations	IEC/EN 60079-11
Rated insulation voltage	265 V _{rms}

Electrical isolation Input/power supply IEC/EN 60079-11

Standards/regulations	IEC/EN 60079-11
Rated insulation voltage	265 V _{rms}

Electrical isolation Output/supply IEC/EN 60079-7

Standards/regulations	IEC/EN 60079-7
Rated insulation voltage	265 V _{rms}

Supply

Designation	Repeater power supply operation
Nominal supply voltage range	24 V AC/DC ... 230 V AC/DC -20 % ... +10 % (50/60 Hz)
Supply voltage range	19.2 V AC/DC ... 253 V AC/DC (50/60 Hz)
Max. current consumption	< 80 mA (24 V DC / 20 mA)
Power dissipation	< 1.6 W (24 V DC / 20 mA)
Power consumption	< 2.2 W

MACX MCR-EX-SL-RPSSI-I-UP-SP - Repeater power supply



2924029

<https://www.phoenixcontact.com/us/products/2924029>

Supply

Designation	Signal conditioner operation
Nominal supply voltage range	24 V AC/DC ... 230 V AC/DC -20 % ... +10 % (50/60 Hz)
Supply voltage range	19.2 V AC/DC ... 253 V AC/DC (50/60 Hz)
Max. current consumption	< 45 mA (24 V DC / 20 mA)
Power dissipation	< 1.1 W (24 V DC / 20 mA)

Input data

Signal: Repeater power supply operation

Description of the input	Active current input, intrinsically safe
Number of inputs	1
Current input signal	4 mA ... 20 mA
Transmitter supply voltage	> 16 V (20 mA)
	> 15.3 V (22.5 mA)

Signal: Signal conditioner operation

Description of the input	Passive current input, intrinsically safe
Current input signal	0 mA ... 20 mA
	4 mA ... 20 mA
Voltage drop	< 3.5 V (in input isolating amplifier operation)

Output data

Signal: Repeater power supply operation

Output description	Current output (active and passive)
Number of outputs	1
Voltage output signal	1 V ... 5 V (internal resistance, 250 Ω, 0.1%)
	Configurable via DIP switches
Current output signal	4 mA ... 20 mA (active)
	4 mA ... 20 mA (14 ... 26 V ext. source voltage)
Load/output load current output	< 600 Ω (20 mA)
	< 525 Ω (22.5 mA)
Output ripple	< 20 mV _{rms}
Output behavior in the event of an error	0 mA (Cable break in the input)
	≥ 22.5 mA (Cable short-circuit in the input)

Signal: Signal conditioner operation

Output description	Current output (active and passive)
Voltage output signal	0 V ... 5 V (internal resistance, 250 Ω, 0.1%)
	1 V ... 5 V (internal resistance, 250 Ω, 0.1%)
Current output signal	0 mA ... 20 mA (active)
	4 mA ... 20 mA (active)
	0 mA ... 20 mA (14 ... 26 V ext. source voltage)
	4 mA ... 20 mA (14 ... 26 V ext. source voltage)
Load/output load current output	< 600 Ω (20 mA)

MACX MCR-EX-SL-RPSSI-I-UP-SP - Repeater power supply



2924029

<https://www.phoenixcontact.com/us/products/2924029>

	< 525 Ω (22.5 mA)
Output ripple	< 20 mV _{rms}
Output behavior in the event of an error	0 mA (Cable break in the input)
	0 mA (Cable short-circuit in the input)

Connection data

Connection method	Push-in connection
Stripping length	10 mm
Conductor cross-section rigid	0.2 mm ² ... 2.5 mm ²
Conductor cross-section flexible	0.2 mm ² ... 2.5 mm ²
Conductor cross-section flexible (2 conductors with same cross section)	0.25 mm ² ... 0.34 mm ² (TWIN ferrule without plastic sleeve)
	0.5 mm ² ... 1.5 mm ² (TWIN ferrule with plastic sleeve)
Conductor cross-section AWG	24 ... 14
	24 ... 22 (TWIN ferrule without plastic sleeve)
	20 ... 16 (TWIN ferrule with plastic sleeve)

Ex data

Ex installation (EPL)	Gc
	Div. 2
Ex i circuits (EPL)	[Ga]
	[Da]
	[Ma]
	[Div. 1]

Safety data: Repeater power supply operation

Max. output voltage U_o	25.2 V
Max. output current I_o	93 mA
Max. output power P_o	587 mW
Safety-related maximum voltage U_m	253 V AC/DC (Supply terminals)
	253 V AC (Output terminals)
	125 V DC (Output terminals)
I (simple circuit): Max. external inductivity L_o / Max. external capacitance C_o	40 mH / 4.8 μ F
IIA (simple circuit): Max. external inductivity L_o / Max. external capacitance C_o	26 mH / 2.9 μ F
IIB (simple circuit): Max. external inductivity L_o / Max. external capacitance C_o	14 mH / 820 nF
IIC (simple circuit): Max. external inductivity L_o / Max. external capacitance C_o	3 mH / 107 nF
IIA (mixed circuit): Max. external inductivity L_o / Max. external capacitance C_o	26 mH / 470 nF, 20 mH / 570 nF, 1 mH / 630 nF, 0.5 mH / 720 nF, 0.1 mH / 1.1 μ F, 0.005 mH / 2.9 μ F
IIB/III (mixed circuit): Max. external inductivity L_o / Max. external capacitance C_o	16 mH / 370 nF, 500 μ H / 510 nF, 200 μ H / 660 nF, 100 μ H / 820 nF
IIC (mixed circuit): Max. external inductivity L_o / Max. external capacitance C_o	2.2 mH / 47 nF, 2 mH / 49 nF, 1 mH / 63 nF, 500 μ H / 80 nF, 200 μ H / 107 nF
I (mixed circuit): Max. external inductivity L_o / Max. external capacitance C_o	37 mH / 0.54 μ F, 0.35 mH / 1 μ F, 0.009 mH / 2.9 μ F, 0.001 mH / 4.15 μ F

MACX MCR-EX-SL-RPSSI-I-UP-SP - Repeater power supply



2924029

<https://www.phoenixcontact.com/us/products/2924029>

Safety data: Signal conditioner operation

Input voltage U_i	≤ 30 V
Input current I_i	≤ 150 mA
Max. internal inductance L_i	negligible
Max. internal capacitance C_i	negligible
Safety-related maximum voltage U_m	253 V AC/DC (Supply terminals)
	253 V AC (Output terminals)
	125 V DC (Output terminals)

Interfaces

Data communication (bypass)

HART function	HART transparency
Protocols supported	HART

Signaling

Status display	Green LED (supply voltage)
----------------	----------------------------

Dimensions

Dimensional drawing	
Width	17.5 mm
Height	107.9 mm
Depth	113.7 mm
Depth NS 35/7,5	114.5 mm (Snapped onto DIN rail NS 35/7,5 in accordance with EN 60715)

Material specifications

Color	gray (RAL 7042)
Flammability rating according to UL 94 (Housing)	V0 (Housing)
Housing material	PA 6.6-FR

Environmental and real-life conditions

Ambient conditions

Degree of protection	IP20 (not assessed by UL)
Ambient temperature (operation)	-40 °C ... 60 °C (Any mounting position)
	-40 °C ... 70 °C (Derating)
Ambient temperature (storage/transport)	-40 °C ... 80 °C
Permissible humidity (operation)	10 % ... 95 % (non-condensing)

MACX MCR-EX-SL-RPSSI-I-UP-SP - Repeater power supply



2924029

<https://www.phoenixcontact.com/us/products/2924029>

Altitude range (≤ 2000 m)

Altitude	≤ 2000 m (The technical data refers to altitudes ≤2000 m above mean sea level. For altitudes >2000 m above mean sea level, refer to the data sheet.)
Ambient temperature (operation)	-40 °C ... 60 °C -40 °C ... 70 °C (Derating)
Rated insulation voltage	375 V _{PP} (Power supply, input / output)

Altitude range (≤ 3000 m)

Height range	> 2000 m ... 3000 m
Ambient temperature (operation)	-40 °C ... 54 °C -40 °C ... 63 °C (Derating)
Rated insulation voltage	190 V AC (Power supply, input / output) 110 V DC (Power supply, input / output)

Altitude range (≤ 4000 m)

Height range	> 3000 m ... 4000 m
Ambient temperature (operation)	-40 °C ... 48 °C -40 °C ... 56 °C (Derating)
Rated insulation voltage	60 V AC/DC (Power supply, input / output)

Altitude range (≤ 5000 m)

Height range	> 4000 m ... 5000 m
Ambient temperature (operation)	-40 °C ... 42 °C -40 °C ... 49 °C (Derating)
Rated insulation voltage	60 V AC/DC (Power supply, input / output)

Approvals

CE

Certificate	CE-compliant
Note	and EN 61326

ATEX

Identification	Ⓜ II (1) G [Ex ia Ga] IIC Ⓜ II (1) D [Ex ia Da] IIIC Ⓜ II 3(1) G Ex ec [ia Ga] IIC T4 Gc Ⓜ I (M1) [Ex ia Ma] I
Certificate	BVS 08 ATEX E 094 X

IECEX

Identification	[Ex ia Ga] IIC [Ex ia Da] IIIC Ex ec [ia Ga] IIC T4 Gc [Ex ia Ma] I
Certificate	IECEX BVS 08.0035X

MACX MCR-EX-SL-RPSSI-I-UP-SP - Repeater power supply



2924029

<https://www.phoenixcontact.com/us/products/2924029>

CCC / China-Ex

Identification	[Ex ia Ga] IIC
	[Ex ia Da] IIIC
	Ex ec [ia Ga] IIC T4 Gc
Certificate	2022122316115974

UL, USA/Canada

Identification	Class I Div 2; IS for Class I, II, III Div 1
Certificate	UL C.D.-No 83104549

Safety Integrity Level (SIL / SILCL, IEC 61508)

Identification	2
Certificate	ZP/C031/20

Systematic Capability (SC / SILCL)

Identification	3
----------------	---

INMETRO

Identification	[Ex ia Ga] IIC
	[Ex ia Da] IIIC
	Ex ec [ia Ga] IIC T4 Gc
Certificate	DNV 18.0138 X

EMC data

Electromagnetic compatibility	Conformance with EMC directive
Noise immunity	EN 61000-6-2
Note	When being exposed to interference, there may be minimal deviations.

Noise emission

Standards/regulations	EN 61000-6-4
-----------------------	--------------

Electromagnetic HF field

Designation	Electromagnetic RF field
Standards/regulations	EN 61000-4-3
Typical deviation from the measuring range final value	1 %

Fast transients (burst)

Designation	Fast transients (burst)
Standards/regulations	EN 61000-4-4
Typical deviation from the measuring range final value	1 %

Conducted interference

Designation	Conducted interferences
Standards/regulations	EN 61000-4-6
Typical deviation from the measuring range final value	1 %

Standards and regulations

MACX MCR-EX-SL-RPSSI-I-UP-SP - Repeater power supply



2924029

<https://www.phoenixcontact.com/us/products/2924029>

Electrical isolation	3-way isolation
----------------------	-----------------

GB Standard

Standards/regulations	GB/T 3836.1
	GB/T 3836.3
	GB/T 3836.4
	GB/T 16935.1

Mounting

Mounting type	DIN rail mounting
---------------	-------------------

MACX MCR-EX-SL-RPSSI-I-UP-SP - Repeater power supply

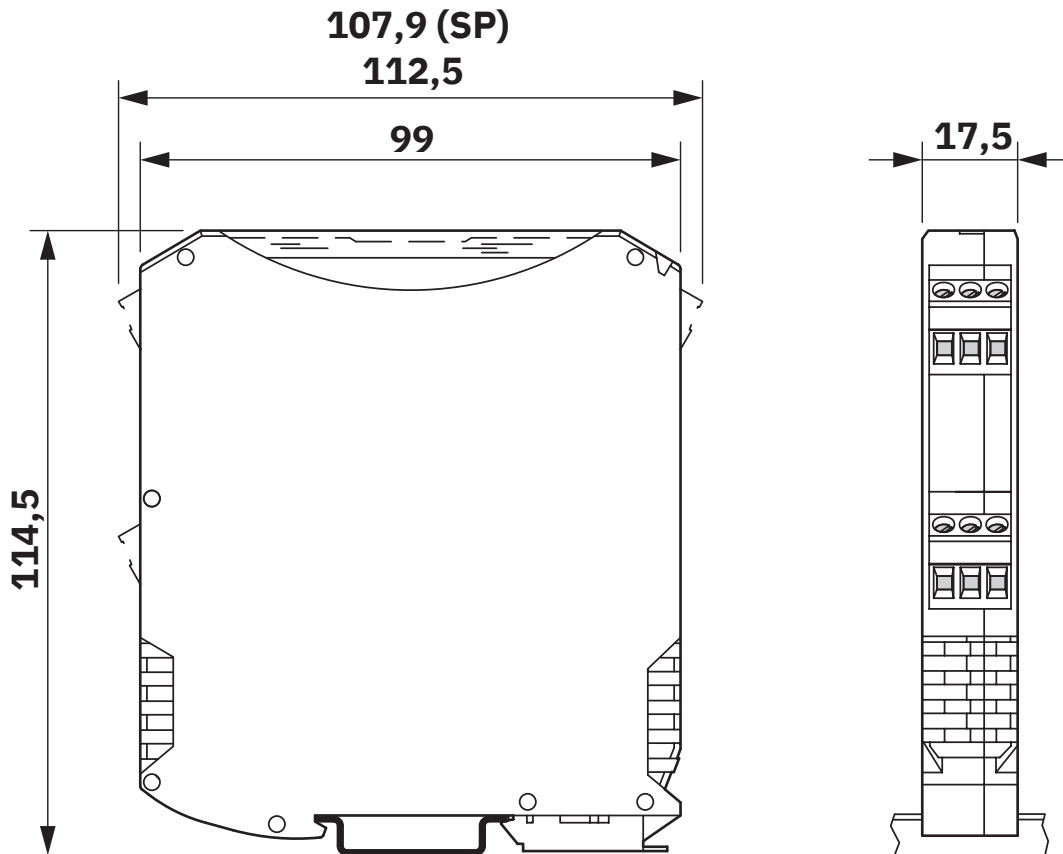


2924029

<https://www.phoenixcontact.com/us/products/2924029>

Drawings

Dimensional drawing



Diagram



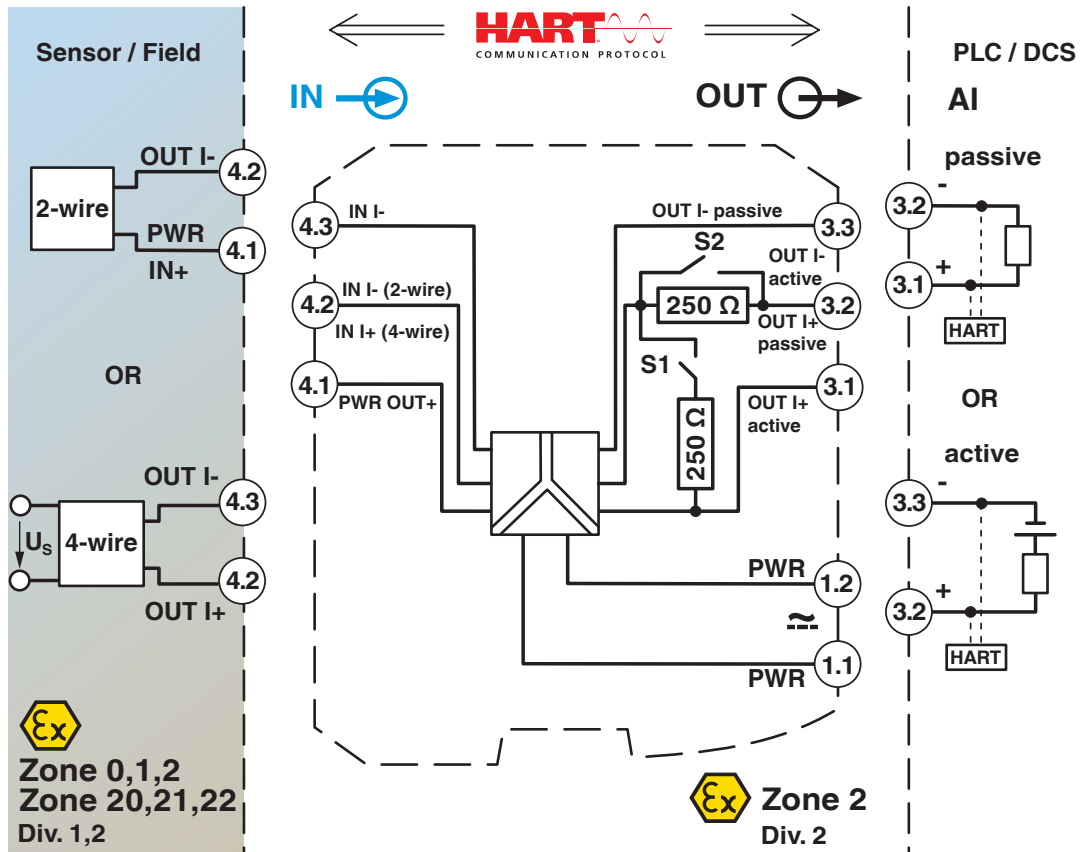
Signal transmission analog and digital at the same time

MACX MCR-EX-SL-RPSSI-I-UP-SP - Repeater power supply

2924029

<https://www.phoenixcontact.com/us/products/2924029>

Block diagram



MACX MCR-EX-SL-RPSSI-I-UP-SP - Repeater power supply



2924029

<https://www.phoenixcontact.com/us/products/2924029>


Approvals


To download certificates, visit the product detail page: <https://www.phoenixcontact.com/us/products/2924029>

 **UL Listed**
Approval ID: E330267

 **cUL Listed**
Approval ID: E330267


Functional Safety
Approval ID: ZP/C031/20

 **EAC Ex**
Approval ID: RU C-DE.AB72.B.00093


 **IECEx**
Approval ID: IECEx BVS 08.0035X

 **cUL Listed**
Approval ID: E199827

 **UL Listed**
Approval ID: E199827

 **ATEX**
Approval ID: BVS 08 ATEX E094 X

INMETRO
Approval ID: DNV 18.0138 X

 **CCC**
Approval ID: 2022122316115974

INMETRO
Approval ID: DNV 18.0138 X

MACX MCR-EX-SL-RPSSI-I-UP-SP - Repeater power supply



2924029

<https://www.phoenixcontact.com/us/products/2924029>

Classifications

ECLASS

ECLASS-13.0	27210120
ECLASS-15.0	27210120

ETIM

ETIM 10.0	EC002653
-----------	----------

UNSPSC

UNSPSC 21.0	39121000
-------------	----------

MACX MCR-EX-SL-RPSSI-I-UP-SP - Repeater power supply



2924029

<https://www.phoenixcontact.com/us/products/2924029>

Environmental product compliance

EU RoHS

Fulfills EU RoHS substance requirements	Yes
Exemption	6(c), 7(a), 7(c)-I

China RoHS

Environment friendly use period (EFUP)	EFUP-50
	An article-related China RoHS declaration table can be found in the download area for the respective article under "Manufacturer declaration". For all articles with EFUP-E, no China RoHS declaration table issued and required.

EU REACH SVHC

REACH candidate substance (CAS No.)	Lead(CAS: 7439-92-1)
	2,2',6,6'-tetrabromo-4,4'-isopropylidenediphenol(CAS: 79-94-7)
SCIP	367c4dc0-fbc8-4db5-b70d-89c229ca3ff9

Phoenix Contact 2026 © - all rights reserved
<https://www.phoenixcontact.com>

Phoenix Contact USA
586 Fulling Mill Road
Middletown, PA 17057, United States
(+717) 944-1300
info@phoenixcon.com