

TTC-6-MOV-C-120AC-UT-I - Surge protection device



2906840

<https://www.phoenixcontact.com/us/products/2906840>

Please be informed that the data shown in this PDF document is generated from our online catalog. Please find the complete data in the user documentation. Our general terms of use for downloads are valid.



Medium surge protection with integrated status indicator for one signal wire with grounded reference potential. Can be used in safety-related circuits up to SIL 3.

Your advantages

- Space-saving and cost-saving with a narrow overall width of just 6 mm
- Continuous monitoring of protective devices, plus mechanical status indicator with optional remote signaling
- Finding the right product for all possible requirements in MCR applications is easy, thanks to the complete range of products with customized features

Commercial data

Item number	2906840
Packing unit	1 pc
Minimum order quantity	1 pc
Sales key	CL23
Product key	CL2264
GTIN	4055626136967
Weight per piece (including packing)	30 g
Weight per piece (excluding packing)	13.1 g
Customs tariff number	85363010
Country of origin	DE

TTC-6-MOV-C-120AC-UT-I - Surge protection device



2906840

<https://www.phoenixcontact.com/us/products/2906840>

Technical data

Product properties

Product type	Surge protection for MCR technology
Product family	TERMITRAB complete
IEC test classification	C1
	C2
	C3
Type	DIN rail module, one-piece
Surge protection fault message	optical

Insulation characteristics

Overvoltage category	III
Pollution degree	2

Electrical properties

Nominal voltage U_N	120 V AC
-----------------------	----------

Connection data

Connection method	Screw connection
Screw thread	M3
Tightening torque	0.5 Nm ... 0.6 Nm
Conductor cross-section flexible	0.2 mm ² ... 2.5 mm ²
Conductor cross-section rigid	0.2 mm ² ... 4 mm ²
Conductor cross-section AWG	24 ... 12

Dimensions

Dimensional drawing	
Width	6.2 mm
Height	92 mm
Depth	69.5 mm (incl. DIN rail 7.5 mm)

Material specifications

Color	gray (RAL 7042)
Flammability rating according to UL 94	V-0
Insulating material	PBT
Housing material	PBT

Mechanical properties

Mechanical data

TTC-6-MOV-C-120AC-UT-I - Surge protection device



2906840

<https://www.phoenixcontact.com/us/products/2906840>

Open side panel	Yes
-----------------	-----

Protective circuit

Direction of action	Line-Earth Ground
Nominal voltage U_N	120 V AC
Maximum continuous operating voltage U_C	150 V DC 150 V AC
Rated current	10 A (60 °C)
Operating effective current I_C at U_C	$\leq 100 \mu\text{A}$
Protective conductor current I_{PE}	$\leq 100 \mu\text{A}$
Nominal discharge current I_n (8/20) μs (line-ground)	2.5 kA
Voltage protection level U_p (line-earth)	$\leq 200 \text{ V}$ (C1 - 800 A) $\leq 500 \text{ V}$ (C2 - 5 kV) $\leq 380 \text{ V}$ (C3 - 25 A) $\leq 380 \text{ V}$ (C3 - 35 A)
Response time t_A (line-earth)	$\leq 25 \text{ ns}$
Input attenuation aE, asym.	typ. 0.3 dB ($\leq 300 \text{ kHz} / 150 \Omega$)
Cut-off frequency f_g (3 dB), asym. (PE) in 150 Ω system	typ. 1 MHz
Capacity (Core-Earth)	5 nF
Resistance per path	$\leq 100 \text{ m}\Omega$
Surge protection fault message	optical
Impulse durability (line-earth)	C1 - 800 A C2 - 2.5 kA C3 - 35 A

Environmental and real-life conditions

Ambient conditions

Degree of protection	IP20 (with end cover)
Ambient temperature (operation)	-40 °C ... 85 °C
Ambient temperature (storage/transport)	-40 °C ... 85 °C
Altitude	$\leq 2000 \text{ m}$ (amsl)
Permissible humidity (operation)	5 % ... 95 %

Standards and regulations

Standards/specifications	IEC 61643-21
Note	2000 + corrigendum 2001 + A1:2008, modified + A2:2012

EN 61643-21

Standards/specifications	EN 61643-21
Note	2001 + A1:2009 + A2:2013

Mounting

Mounting type	DIN rail: 35 mm
---------------	-----------------

TTC-6-MOV-C-120AC-UT-I - Surge protection device



2906840

<https://www.phoenixcontact.com/us/products/2906840>

Drawings

Dimensional drawing

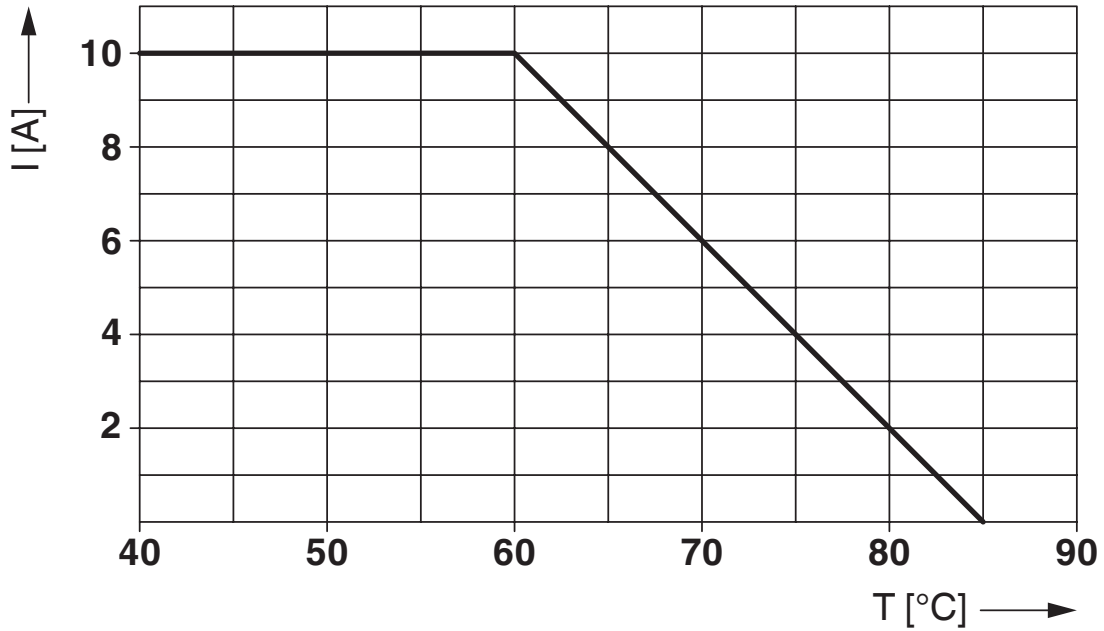


Schematic diagram

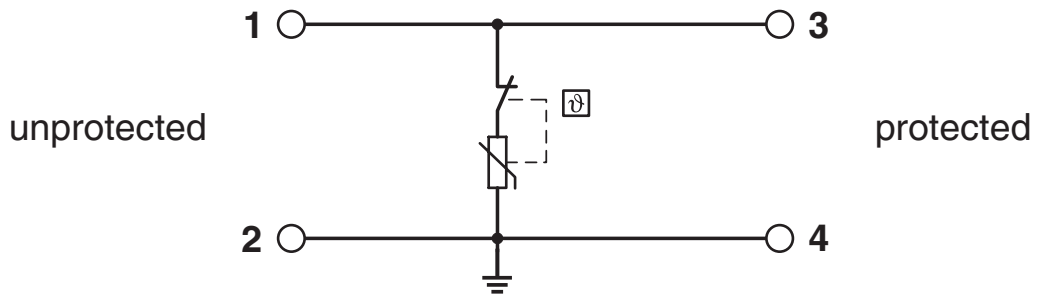
TTC-6-MOV									
Category	1oo1 architecture, HFT=0				1oo2 architecture, HFT=1				
	PFD _{AVG}	PFH	Used budget of SIL 2 SIF		PFD _{AVG}	PFH	CCF	Used budget of SIL 3 SIF	
			PFD _{AVG}	PFH				PFD _{AVG}	PFH
	1.57x10 ⁻⁵	2.80x10 ⁻⁹ 1/h	0.2 %	0.3 %	7.87x10 ⁻⁷	1.40x10 ⁻¹⁰ 1/h	5 %	0.1 %	0.1 %
					1.57x10 ⁻⁶	2.80x10 ⁻¹⁰ 1/h	10 %	0.2 %	0.3 %
Calculation based on exida report, Phoenix Contact 16/06-072 R024 V2R0 exida Profile 1, FMEDA Analysis 2, T _{proof} : 1 year, MT: 10 years, MTTR: 24 hours, PTC: 99% Used standards IEC/EN 61508, edition 2010 (device specific) IEC/EN 61511, edition 2016 + COR1:2016 + A1:2017 (system specific)									

Functional safety scenarios

Diagram



Circuit diagram



TTC-6-MOV-C-120AC-UT-I - Surge protection device




2906840


<https://www.phoenixcontact.com/us/products/2906840>


Approvals

To download certificates, visit the product detail page: <https://www.phoenixcontact.com/us/products/2906840>

 **CSA**
Approval ID: 70136717

 **DNV GL**
Approval ID: TAE000027G

 **UL Listed**
Approval ID: FILE E 138168

 **CSAus**
Approval ID: 70136717

UAE-RoHS
Approval ID: 22-06-16192

Functional Safety
Approval ID: 16-06-072 R024 V2R0

TTC-6-MOV-C-120AC-UT-I - Surge protection device



2906840

<https://www.phoenixcontact.com/us/products/2906840>

Classifications

ECLASS

ECLASS-13.0	27171501
ECLASS-15.0	27171501

ETIM

ETIM 10.0	EC001466
-----------	----------

UNSPSC

UNSPSC 21.0	39121600
-------------	----------

TTC-6-MOV-C-120AC-UT-I - Surge protection device



2906840

<https://www.phoenixcontact.com/us/products/2906840>

Environmental product compliance

EU RoHS

Fulfills EU RoHS substance requirements	Yes, No exemptions
---	--------------------

China RoHS

Environment friendly use period (EFUP)	EFUP-E
	No hazardous substances above the limits

EU REACH SVHC

REACH candidate substance (CAS No.)	No substance above 0.1 wt%
-------------------------------------	----------------------------

EF3.1 Climate Change

CO2e kg	41.598 kg CO2e
---------	----------------

Phoenix Contact 2026 © - all rights reserved

<https://www.phoenixcontact.com>

Phoenix Contact USA
586 Fulling Mill Road
Middletown, PA 17057, United States
(+717) 944-1300
info@phoenixcon.com