

FLT-SEC-P-T1-3S-350/25-FM - Type 1+2 combined lightning current and surge arrester



2905421

<https://www.phoenixcontact.com/us/products/2905421>

Please be informed that the data shown in this PDF document is generated from our online catalog. Please find the complete data in the user documentation. Our general terms of use for downloads are valid.



Plug-in lightning arrester free of leakage current, in accordance with Type 1/Class I, for 3-phase power supply networks, with separate N and PE (L1, L2, L3, PE, N).

Your advantages

- Surge protection family for universal use with optimum energy coordination from the lightning current arrester to the device protection
- Easy to maintain due to consistently pluggable protection modules
- Excellent level of information provided by mechanical/visual status indicator and remote indication contact
- Optimum protective effect in the event of high-energy lightning currents, thanks to spark gap technology with low residual voltage characteristic
- Low voltage protection level for direct protection of end devices in the main distribution area

Commercial data

Item number	2905421
Packing unit	1 pc
Minimum order quantity	1 pc
Sales key	CL01
Product key	CL1171
GTIN	4046356950114
Weight per piece (including packing)	1,450 g
Weight per piece (excluding packing)	1,371 g
Customs tariff number	85363010
Country of origin	TR

FLT-SEC-P-T1-3S-350/25-FM - Type 1+2 combined lightning current and surge arrester



2905421

<https://www.phoenixcontact.com/us/products/2905421>

Technical data

Notes

General

Note	Max. single impulse: 100 kA (8/20 μ s)
	SPD according to AS/NZS 1768 Cat. C3

Product properties

Product type	Combination type
Product family	SEC Family
IEC test classification	I / II
	T1 / T2
EN type	T1 / T2
IEC power supply system	TN-S
	TT
Type	DIN rail module, two-section, divisible
Number of positions	4
Surge protection fault message	Optical, remote indicator contact
Number of ports	One

Insulation characteristics

Overvoltage category	III
Pollution degree	2

Electrical properties

Nominal frequency f_N	50 Hz (60 Hz)
-------------------------	---------------

Indicator/remote signaling

Connection name	Remote fault indicator contact
Switching function	Changeover contact
Operating voltage	12 V AC ... 250 V AC
	125 V DC (200 mA DC)
Operating current	10 mA AC ... 1 A AC
	1 A DC (30 V DC)

Connection data

Connection method	Screw connection
Screw thread	M5
Tightening torque	4.5 Nm
Stripping length	18 mm
Conductor cross-section flexible	2.5 mm ² ... 35 mm ²
Conductor cross-section rigid	2.5 mm ² ... 35 mm ²

FLT-SEC-P-T1-3S-350/25-FM - Type 1+2 combined lightning current and surge arrester



2905421

<https://www.phoenixcontact.com/us/products/2905421>

Conductor cross-section AWG	13 ... 2
Connection method	Fork-type cable lug
Conductor cross-section flexible	1.5 mm ² ... 16 mm ²

Remote fault indicator contact

Connection method	Plug-in/screw connection via COMBICON
Screw thread	M2
Tightening torque	0.25 Nm
Stripping length	7 mm
Conductor cross-section flexible	0.14 mm ² ... 1.5 mm ²
Conductor cross-section rigid	0.14 mm ² ... 1.5 mm ²
Conductor cross-section AWG	28 ... 16

Dimensions

Dimensional drawing	
Width	142.4 mm
Height	95.2 mm
Depth	74.5 mm (incl. DIN rail 7.5 mm)
Horizontal pitch	8 Div.

Material specifications

Color (Male connector)	light gray (RAL 7035)
Color (Base element)	gray (RAL 7042)
Flammability rating according to UL 94	V-0
CTI value of material	600
Insulating material	PA6.6-FR 20% GF PBT-FR
Material group	I
Housing material	PA 6.6-FR 20 % GF PBT-FR

Mechanical properties

Mechanical data

Open side panel	No
-----------------	----

Protective circuit

Mode of protection	L-N
	L-PE
	N-PE

FLT-SEC-P-T1-3S-350/25-FM - Type 1+2 combined lightning current and surge arrester



2905421

<https://www.phoenixcontact.com/us/products/2905421>

Direction of action	3L-N & N-PE
Nominal voltage U_N	240/415 V AC (TN-S)
	240/415 V AC (TT)
Nominal frequency f_N	50 Hz (60 Hz)
Maximum continuous operating voltage U_C	350 V AC
Rated load current I_L	125 A (< 55 °C)
Protective conductor current I_{PE}	≤ 0.01 mA
Nominal discharge current I_n (8/20) μs (L-N)	25 kA
Nominal discharge current I_n (8/20) μs (L-PE)	25 kA
Nominal discharge current I_n (8/20) μs (N-PE)	100 kA
Maximum discharge current I_{max} (8/20) μs (L-N)	50 kA
Maximum discharge current I_{max} (8/20) μs (L-PE)	50 kA
Impulse discharge current (10/350) μs (L-N), charge	12.5 As
Impulse discharge current (10/350) μs (L-N), specific energy	160 kJ/Ω
Impulse discharge current (10/350) μs (L-N), peak current value I_{imp}	25 kA
Impulse discharge current (10/350) μs (L-PE), charge	12.5 As
Impulse discharge current (10/350) μs (L-PE), specific energy	160 kJ/Ω
Impulse discharge current (10/350) μs (L-PE), peak current value I_{imp}	25 kA
Impulse discharge current (10/350) μs (N-PE), charge	50 As
Impulse discharge current (10/350) μs (N-PE), specific energy	2500 kJ/Ω
Impulse discharge current (10/350) μs (N-PE), peak current value I_{imp}	100 kA
Total discharge current I_{Total} (10/350) μs	100 kA
Follow current quenching capacity I_{fi} (L-N)	50 kA
Follow current interrupt rating I_{fi} (N-PE)	100 A
Short-circuit current rating I_{SCCR}	50 kA
Voltage protection level U_p (L-N)	≤ 1.5 kV
Voltage protection level U_p (L-PE)	≤ 2.5 kV
Voltage protection level U_p (N-PE)	≤ 1.5 kV
Residual voltage U_{res} (L-N)	≤ 1.5 kV (at I_n)
Residual voltage U_{res} (L-PE)	≤ 2.5 kV (at I_n)
Residual voltage U_{res} (N-PE)	≤ 1.5 kV (at I_n)
TOV behavior at U_T (L-N)	415 V AC (5 s / withstand mode)
	457 V AC (120 min / withstand mode)
TOV behavior at U_T (N-PE)	1200 V AC (200 ms / withstand mode)
Response time t_A	≤ 100 ns
Max. backup fuse with V-type through wiring	125 A (gG)
Max. backup fuse with branch wiring	315 A (gG)

Additional technical data

Short-circuit current rating I_{SCCR}	100 kA (264 V AC)
Follow current quenching capacity I_{fi} (L-N)	100 kA (264 V AC)

FLT-SEC-P-T1-3S-350/25-FM - Type 1+2 combined lightning current and surge arrester



2905421

<https://www.phoenixcontact.com/us/products/2905421>

Environmental and real-life conditions

Ambient conditions

Degree of protection	IP20 (only when all terminal points are used)
Ambient temperature (operation)	-40 °C ... 80 °C
Ambient temperature (storage/transport)	-40 °C ... 80 °C
Altitude	≤ 2000 m (amsl)
Permissible humidity (operation)	5 % ... 95 %
Shock (operation)	30g (Half-sine / 11 ms / 3x ±X, ±Y, ±Z)
Vibration (operation)	5g (5 - 500 Hz/2.5 h/X, Y, Z)

Approvals

UL specifications

Maximum continuous operating voltage MCOV (L-L)	700 V AC
Maximum continuous operating voltage MCOV (L-N)	350 V AC
Maximum continuous operating voltage MCOV (L-G)	350 V AC
Maximum continuous operating voltage MCOV (N-G)	350 V AC
Short-circuit current rating (SCCR)	50 kA
Voltage protection rating VPR (L-L)	2000 V
Voltage protection rating VPR (L-N)	1500 V
Voltage protection rating VPR (L-G)	1500 V
Voltage protection rating VPR (N-G)	1200 V
Nominal discharge current I_n	20 kA
Mode of protection	L-L L-N L-G N-G
Nominal voltage	240/415 V AC
Rated load current I_L	50 A
Power distribution system	Wye
Nominal frequency	50/60 Hz
SPD Type	2CA

UL indicator/remote signaling

Operating voltage	125 V AC
AC operating current	1 A AC

UL connection data

Tightening torque	40 lb _F -in.
Conductor cross-section AWG	3 ... 2

Standards and regulations

Standards/specifications	IEC 61643-11
--------------------------	--------------

FLT-SEC-P-T1-3S-350/25-FM - Type 1+2 combined lightning current and surge arrester



2905421

<https://www.phoenixcontact.com/us/products/2905421>

Note	2011
------	------

EN 61643-11

Standards/specifications	EN 61643-11
--------------------------	-------------

Note	2012
------	------

Mounting

Mounting type	DIN rail: 35 mm
---------------	-----------------

FLT-SEC-P-T1-3S-350/25-FM - Type 1+2 combined lightning current and surge arrester

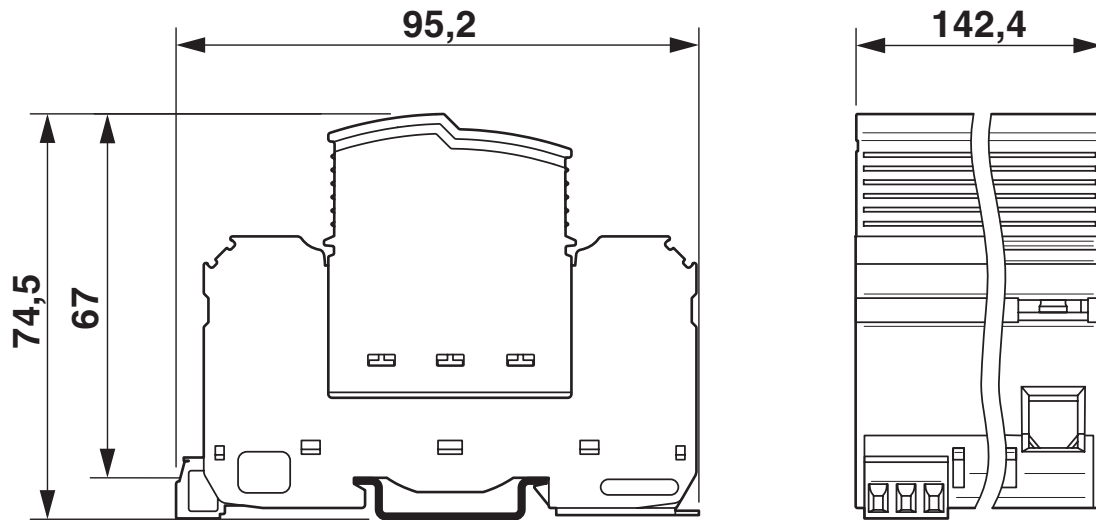


2905421


<https://www.phoenixcontact.com/us/products/2905421>

Drawings

Dimensional drawing



Product drawing

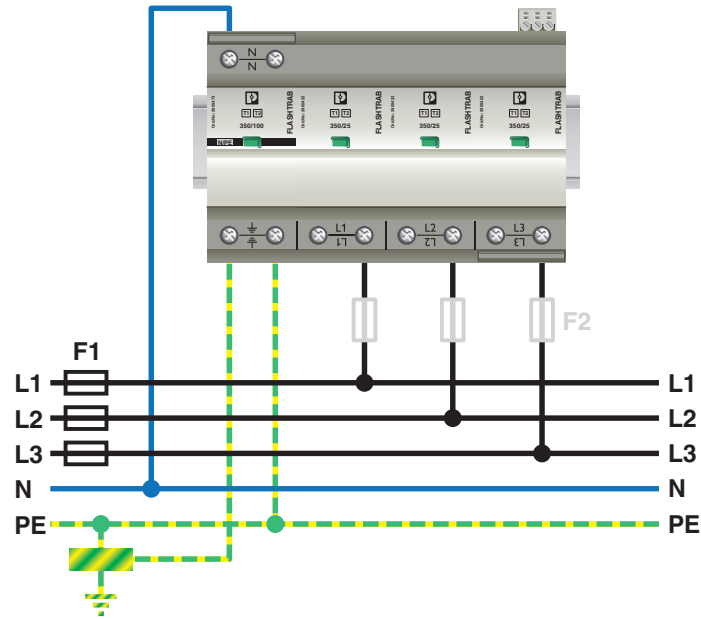


FLT-SEC-P-T1-3S-350/25-FM - Type 1+2 combined lightning current and surge arrester

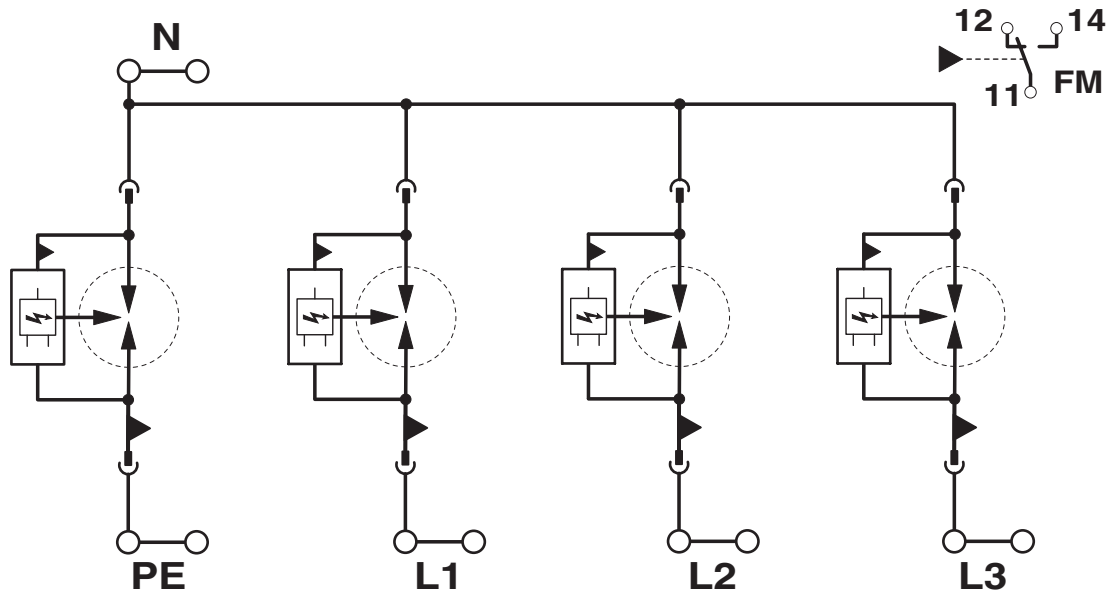
2905421

<https://www.phoenixcontact.com/us/products/2905421>

Application drawing



Circuit diagram



FLT-SEC-P-T1-3S-350/25-FM - Type 1+2 combined lightning current and surge arrester



2905421

<https://www.phoenixcontact.com/us/products/2905421>

Approvals

To download certificates, visit the product detail page: <https://www.phoenixcontact.com/us/products/2905421>



cUL Recognized
Approval ID: FILE E 330181



UL Recognized
Approval ID: FILE E 330181



IECEE CB Scheme
Approval ID: NL-56588

CCA

Approval ID: NTR-NL 7726



KEMA-KEUR
Approval ID: 71-165048

UAE-RoHS

Approval ID: 23-10-88709

FLT-SEC-P-T1-3S-350/25-FM - Type 1+2 combined lightning current and surge arrester



2905421

<https://www.phoenixcontact.com/us/products/2905421>

Classifications

ECLASS

ECLASS-13.0	27171201
ECLASS-15.0	27171201

ETIM

ETIM 10.0	EC000381
-----------	----------

UNSPSC

UNSPSC 21.0	39121600
-------------	----------

FLT-SEC-P-T1-3S-350/25-FM - Type 1+2 combined lightning current and surge arrester



2905421

<https://www.phoenixcontact.com/us/products/2905421>

Environmental product compliance

EU RoHS

Fulfills EU RoHS substance requirements	Yes
Exemption	6(c)

China RoHS

Environment friendly use period (EFUP)	EFUP-50
	An article-related China RoHS declaration table can be found in the download area for the respective article under "Manufacturer declaration". For all articles with EFUP-E, no China RoHS declaration table issued and required.

EU REACH SVHC

REACH candidate substance (CAS No.)	Lead(CAS: 7439-92-1)
SCIP	0febac12-427d-4fcd-b5d8-52ca1417c56e

Phoenix Contact 2026 © - all rights reserved
<https://www.phoenixcontact.com>

Phoenix Contact USA
586 Fulling Mill Road
Middletown, PA 17057, United States
(+717) 944-1300
info@phoenixcon.com