

# REL-IR4/LDP- 48DC/4X21 - Single relay



2903678

<https://www.phoenixcontact.com/us/products/2903678>

Please be informed that the data shown in this PDF document is generated from our online catalog. Please find the complete data in the user documentation. Our general terms of use for downloads are valid.



Plug-in industrial relay with power contacts, 4 changeover contacts, test button, status LED, freewheeling diode, mechanical switching position indicator, polarity: A1+, A2-, coil voltage: 48 V DC

## Commercial data

Item number	2903678
Packing unit	10 pc
Minimum order quantity	10 pc
Sales key	C460
Product key	DK6949
GTIN	4046356758918
Weight per piece (including packing)	34.6 g
Weight per piece (excluding packing)	34.2 g
Customs tariff number	85364190
Country of origin	PL

## Technical data

### Product properties

Product type	Single relay
Operating mode	100% operating factor
Mechanical service life	approx. $2 \times 10^7$ cycles

### Insulation characteristics

Insulation	Basic insulation
Overvoltage category	II
Pollution degree	2

### Data management status

Date of last data management	01.04.2026
------------------------------	------------

### Electrical properties

Service life electrical	see diagram
Maximum power dissipation for nominal condition	1.06 W
Test voltage (Winding/contact)	2.5 kV <sub>rms</sub> (50 Hz, 1 min., winding/contact)
Test voltage (Changeover contact/changeover contact)	2 kV <sub>rms</sub> (50 Hz, 1 min., changeover contact/changeover contact)
Rated insulation voltage	250 V AC
Rated surge voltage	2.5 kV

### Input data

#### Coil side

Nominal input voltage $U_N$	48 V DC
Input voltage range	38.4 V DC ... 86.4 V DC (20 °C)
Drive and function	monostable
Drive (polarity)	polarized
Typical input current at $U_N$	22 mA
Typical response time	13 ms
Typical release time	14 ms
Protective circuit	Freewheeling diode
Status display	LED (yellow)

### Output data

#### Switching

Contact switching type	4 changeover contacts
Type of switch contact	Single contact
Contact material	AgNi
Maximum switching voltage	250 V AC/DC
Minimum switching voltage	5 V (At 24 mA)
Limiting continuous current	6 A

# REL-IR4/LDP- 48DC/4X21 - Single relay



2903678

<https://www.phoenixcontact.com/us/products/2903678>

Maximum inrush current	16 A (20 ms, N/O contacts)
Min. switching current	5 mA (at 24 V)
Interrupting rating (ohmic load) max.	144 W (at 24 V DC)
	124 W (at 48 V DC)
	108 W (at 60 V DC)
	52 W (at 110 V DC)
	48 W (at 220 V DC)
	1500 VA (for 250 V AC)
Switching power min.	0.12 W
Switching capacity	2 A (at 24 V, DC13)
	0.22 A (at 120 V, DC13)
	0.11 A (at 250 V, DC13)
	1.5 A (at 24 V, AC15)
	1.5 A (at 120 V, AC15)
	1 A (at 240 V, AC15)
Motor load according to UL 508	1/3 HP, 240 V AC

## Connection data

Connection method	Plug-in connection
-------------------	--------------------

## Dimensions

Width	21.2 mm
Height	27.5 mm
Depth	35.6 mm

## Environmental and real-life conditions

### Ambient conditions

Degree of protection	RT I
Ambient temperature (operation)	-40 °C ... 70 °C
Ambient temperature (storage/transport)	-40 °C ... 85 °C

## Approvals

### Corrosive gas test

Identification	ISA-S71.04. G3 Harsh Group
	EN 60068-2-60

## Standards and regulations

Standards/regulations	IEC 60664
	IEC 61810

## Mounting

Mounting position	any
-------------------	-----

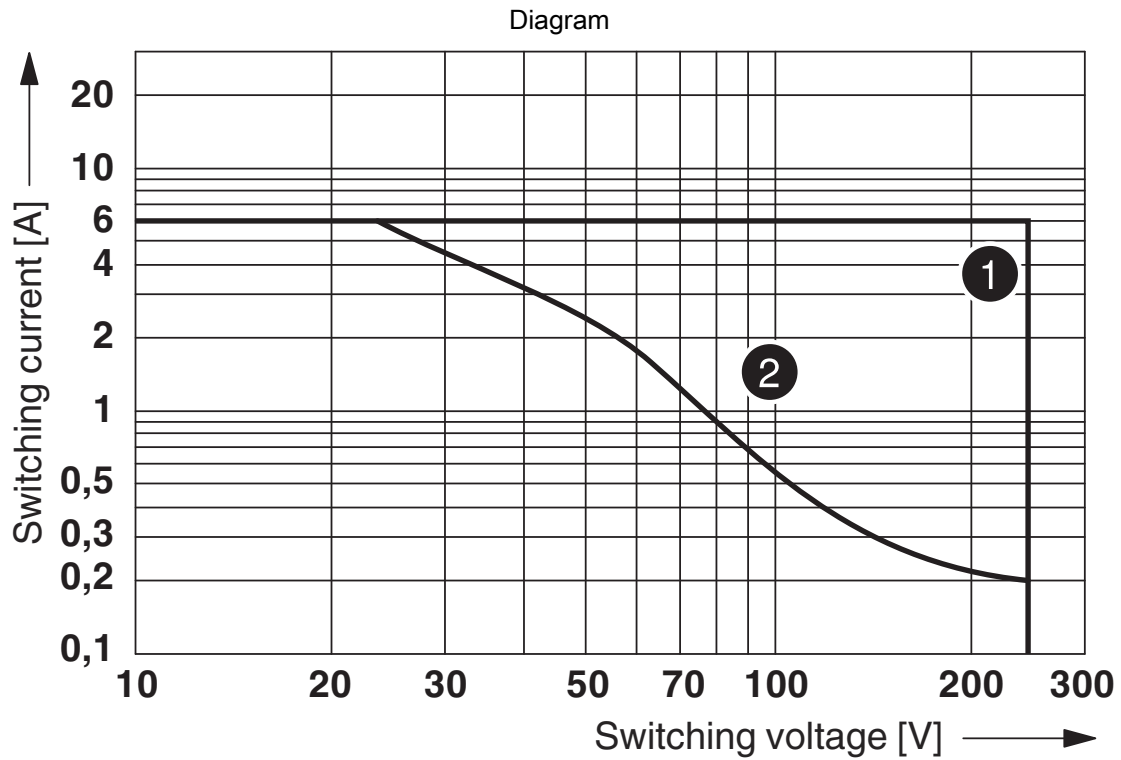
Drawings

Diagram



- ① DC coils
- ② AC coils

Operating voltage range



- ① AC, ohmic load
- ② DC, ohmic load

Interrupting rating

Diagram



① 250 V AC, Ohmic load

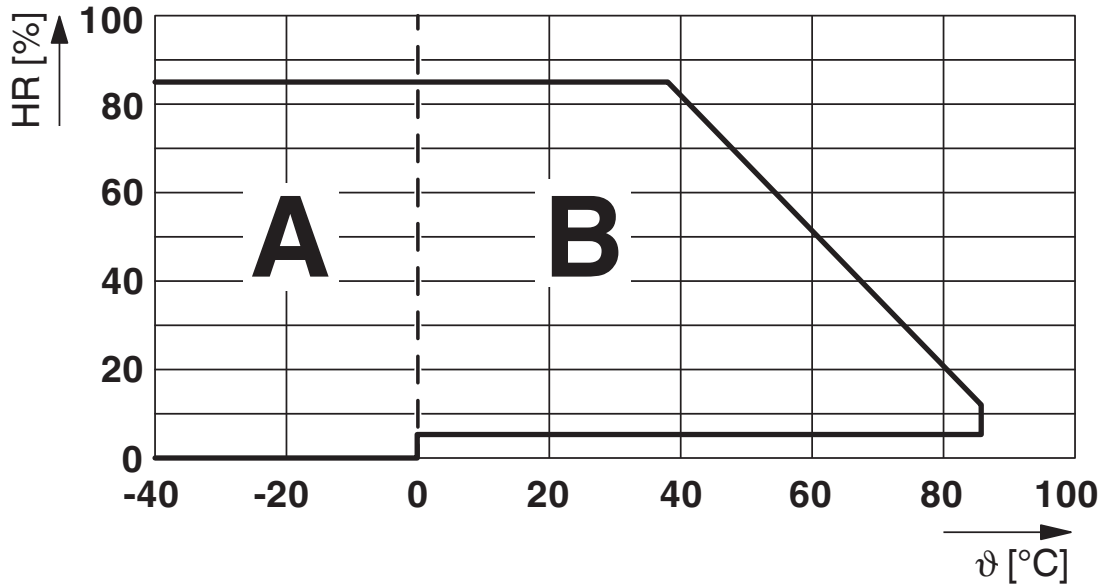
Electrical service life

Diagram



Service life reduction factor

Diagram



Permissible humidity for operation and storage.

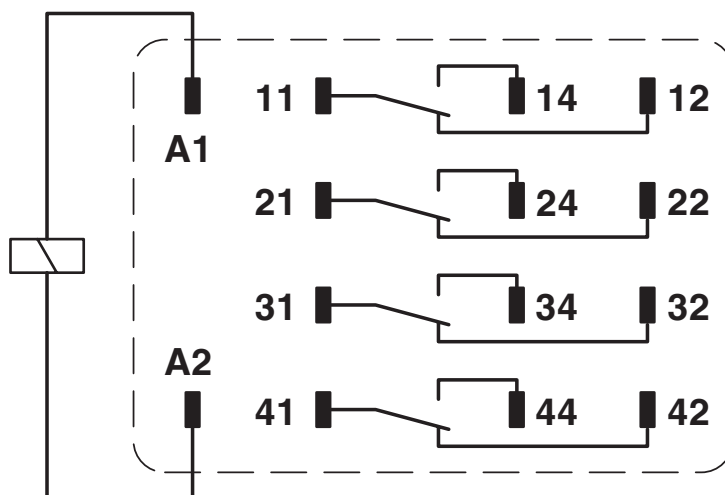
The maximum permissible ambient temperature as specified in the data sheet must be observed.

Area A: Ice buildup at ambient temperatures  $\leq 0^\circ\text{C}$  must be prevented

Area B: Condensation at ambient temperatures  $> 0^\circ\text{C}$  must be prevented

On 30 full days that are naturally distributed across an entire year, a humidity level of 95% is permissible at an ambient temperature  $\leq 25^\circ\text{C}$ .

Circuit diagram



# REL-IR4/LDP- 48DC/4X21 - Single relay



2903678

<https://www.phoenixcontact.com/us/products/2903678>

## Approvals

To download certificates, visit the product detail page: <https://www.phoenixcontact.com/us/products/2903678>



**CSA**

Approval ID: 256725



**VDE Zeichengenehmigung**

Approval ID: 40040427



**cULus Recognized**

Approval ID: E172140

# REL-IR4/LDP- 48DC/4X21 - Single relay



2903678

<https://www.phoenixcontact.com/us/products/2903678>

## Classifications

### ECLASS

ECLASS-13.0	27371601
ECLASS-15.0	27371601

### ETIM

ETIM 10.0	EC001437
-----------	----------

### UNSPSC

UNSPSC 21.0	39122300
-------------	----------

# REL-IR4/LDP- 48DC/4X21 - Single relay



2903678

<https://www.phoenixcontact.com/us/products/2903678>

## Environmental product compliance

### EU RoHS

Fulfills EU RoHS substance requirements	Yes, No exemptions
---	--------------------

### China RoHS

Environment friendly use period (EFUP)	EFUP-E
	No hazardous substances above the limits

### EU REACH SVHC

REACH candidate substance (CAS No.)	No substance above 0.1 wt%
-------------------------------------	----------------------------

Phoenix Contact 2026 © - all rights reserved  
<https://www.phoenixcontact.com>

Phoenix Contact USA  
586 Fulling Mill Road  
Middletown, PA 17057, United States  
(+717) 944-1300  
[info@phoenixcon.com](mailto:info@phoenixcon.com)