

# RIF-4-RSC-LDP-24DC/2X21 - Relay module



2903291

<https://www.phoenixcontact.com/us/products/2903291>

Please be informed that the data shown in this PDF document is generated from our online catalog. Please find the complete data in the user documentation. Our general terms of use for downloads are valid.



Preassembled relay module with screw connection, consisting of: relay base, power contact relay, and retaining bracket. Contact switching type: 2 changeover contacts. Input voltage: 24 V DC

## Product description

The pluggable electromechanical and solid-state relays in the RIFLINE complete product range and the base are recognized and approved in accordance with UL 508. The relevant approvals can be called up at the individual components in question.

## Commercial data

|                                      |                                |
|--------------------------------------|--------------------------------|
| Item number                          | 2903291                        |
| Packing unit                         | 1 pc                           |
| Note                                 | Made to order (non-returnable) |
| Sales key                            | C465                           |
| Product key                          | DK651C                         |
| GTIN                                 | 4046356732765                  |
| Weight per piece (including packing) | 185.9 g                        |
| Weight per piece (excluding packing) | 180 g                          |
| Customs tariff number                | 85364110                       |
| Country of origin                    | CN                             |

# RIF-4-RSC-LDP-24DC/2X21 - Relay module



2903291


<https://www.phoenixcontact.com/us/products/2903291>

## Set consists of

### RIF-4-BSC/3X21 - Relay base

2900960

<https://www.phoenixcontact.com/us/products/2900960>



RIF-4... relay base, for high-power relay with 2 or 3 changeover contacts or 3 N/O contacts, screw connection, plug-in option for input/interference suppression modules, for mounting on NS 35/7,5

---

### REL-PR2- 24DC/2X21 - Single relay

2903698

<https://www.phoenixcontact.com/us/products/2903698>



Plug-in high-power relay with power contacts, 2 changeover contacts, coil voltage: 24 V DC

## RIF-4-RSC-LDP-24DC/2X21 - Relay module

2903291

<https://www.phoenixcontact.com/us/products/2903291>



### RIF-LDP-12-24 DC - Plug-in module

2900939

<https://www.phoenixcontact.com/us/products/2900939>



Plug-in module, for mounting on RIF-1, RIF-2, RIF-3, and RIF-4, with freewheeling diode and yellow LED, polarity: A1+, A2-, input voltage: 12 V DC ... 24 V DC  $\pm 30\%$

---

### RIF-RH-4 - Retaining bracket

2900956

<https://www.phoenixcontact.com/us/products/2900956>



Relay retaining bracket, with holder for marking material, suitable for RIF-4 relay base, for high-power relay

# RIF-4-RSC-LDP-24DC/2X21 - Relay module



2903291

<https://www.phoenixcontact.com/us/products/2903291>

## Technical data

### Product properties

|                         |                       |
|-------------------------|-----------------------|
| Product type            | Relay Module          |
| Product family          | RIFLINE complete      |
| Application             | Universal             |
| Operating mode          | 100% operating factor |
| Mechanical service life | approx. $10^7$ cycles |

### Insulation characteristics

|                      |                  |
|----------------------|------------------|
| Insulation           | Basic insulation |
| Overvoltage category | III              |
| Pollution degree     | 2                |

### Data management status

|                              |            |
|------------------------------|------------|
| Date of last data management | 12.09.2025 |
|------------------------------|------------|

### Electrical properties

|   |  |
|---|--|
| Maximum power dissipation for nominal condition | 1.34 W   |
| Test voltage (Winding/contact)                  | 2.5 kV <sub>rms</sub> (50 Hz, 1 min., winding/contact) |
| Test voltage (Contact/contact)                  | 2.5 kV <sub>rms</sub> (50 Hz, 1 min., contact/contact) |
| Rated insulation voltage                        | 250 V AC   |
| Rated surge voltage                             | 4 kV   |

### Input data

#### Coil side

|   |                                 |
|---|---------------------------------|
| Nominal input voltage $U_N$               | 24 V DC                         |
| Input voltage range                       | 20.4 V DC ... 26.4 V DC (20 °C) |
| Input voltage range in reference to $U_N$ | see diagram                     |
| Drive and function                        | monostable                      |
| Typical input current at $U_N$            | 56 mA                           |
| Typical response time                     | 20 ms                           |
| Typical release time                      | 20 ms                           |
| Coil voltage                              | 24 V DC                         |
| Protective circuit                        | Freewheeling diode              |
| Operating voltage display                 | Yellow LED                      |

### Output data

#### Switching

|                           |                       |
|---------------------------|-----------------------|
| Contact switching type    | 2 changeover contacts |
| Type of switch contact    | Single contact        |
| Contact material          | AgNi                  |
| Maximum switching voltage | 440 V AC              |

# RIF-4-RSC-LDP-24DC/2X21 - Relay module



2903291

<https://www.phoenixcontact.com/us/products/2903291>

|  |  |
|--|--|
|  | 250 V DC                                 |
| Minimum switching voltage                      | 10 V (24 mA)                             |
| Limiting continuous current                    | 11 A (see diagram)                       |
| Maximum inrush current                         | 50 A (20 ms, N/O contacts)               |
| Min. switching current                         | 10 mA (24 V)                             |
| Interrupting rating (ohmic load) max.          | 240 W (24 V DC)                          |
|  | 124 W (48 V DC)                          |
|  | 108 W (60 V DC)                          |
|  | 52 W (110 V DC)                          |
|  | 70 W (220 V DC)                          |
|  | 2500 VA (250 V AC)                       |
|  | 4000 VA (440 V AC)                       |
| Single-phase motor load                        | 800 W                                    |
| Motor load according to UL 508                 | 1/3 HP, 120 V AC (single-phase AC motor) |
|  | 1/2 HP, 240 V AC (single-phase AC motor) |
| Utilization category CB Scheme (IEC 60947-5-1) | AC15, 1.5 A/240 V (N/O contact)          |
|  | DC13, 2 A/240 V (N/O contact)            |

## Connection data

|   |  |
|---|--|
| Connection method   | Screw connection   |
| Stripping length  | 8 mm   |
| Conductor cross-section rigid   | 0.5 mm <sup>2</sup> ... 4 mm <sup>2</sup>                                      |
| Conductor cross-section rigid (2 conductors with same cross section)    | 0.5 mm <sup>2</sup> ... 2.5 mm <sup>2</sup>                                    |
| Conductor cross-section flexible  | 0.5 mm <sup>2</sup> ... 4 mm <sup>2</sup>                                      |
|   | 0.5 mm <sup>2</sup> ... 4 mm <sup>2</sup> (Ferrule with plastic sleeve)        |
| Conductor cross-section flexible (2 conductors with same cross section) | 0.5 mm <sup>2</sup> ... 2.5 mm <sup>2</sup>                                    |
|   | 0.5 mm <sup>2</sup> ... 1.5 mm <sup>2</sup> (TWIN ferrule with plastic sleeve) |
| Conductor cross-section AWG   | 20 ... 10 (solid)  |
|   | 20 ... 12 (flexible)   |
| Tightening torque   | 0.5 Nm ... 0.6 Nm  |

## Dimensions

### Item dimensions

|        |       |
|--------|-------|
| Width  | 44 mm |
| Height | 96 mm |
| Depth  | 91 mm |

## Material specifications

|  |                 |
|--|-----------------|
| Color  | gray (RAL 7042) |
| Flammability rating according to UL 94 (Housing) | V2 (Housing)    |

## Environmental and real-life conditions

### Ambient conditions

# RIF-4-RSC-LDP-24DC/2X21 - Relay module



2903291

<https://www.phoenixcontact.com/us/products/2903291>

|   |                   |
|---|-------------------|
| Degree of protection (Relay base)       | IP20 (Relay base) |
| Degree of protection (Relay)            | RT I (Relay)      |
| Ambient temperature (operation)         | -40 °C ... 60 °C  |
| Ambient temperature (storage/transport) | -40 °C ... 85 °C  |

## Approvals

### Corrosive gas test

|                |                            |
|----------------|----------------------------|
| Identification | ISA-S71.04. G3 Harsh Group |
|                | EN 60068-2-60              |

## Standards and regulations

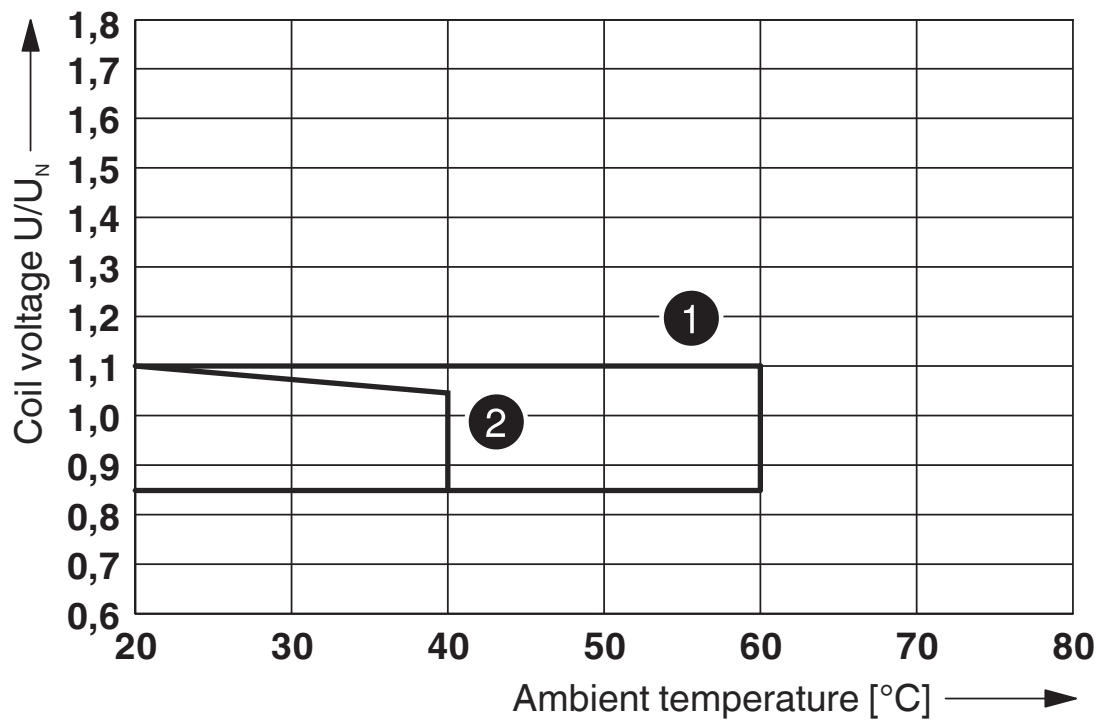
|                       |              |
|-----------------------|--------------|
| Standards/regulations | DIN EN 50178 |
|-----------------------|--------------|

## Mounting

|                   |                           |
|-------------------|---------------------------|
| Mounting type     | DIN rail mounting         |
| Assembly note     | in rows with zero spacing |
| Mounting position | any                       |

## Drawings

Diagram



- ① DC coil (observe contact derating)
- ② AC coil (observe contact derating)

Operating voltage range

Diagram



- ① AC, ohmic load
- ② DC, ohmic load

Interrupting rating

Diagram



Contact derating

Diagram



① 250 V AC, Ohmic load

Electrical service life

Diagram



Service life reduction factor

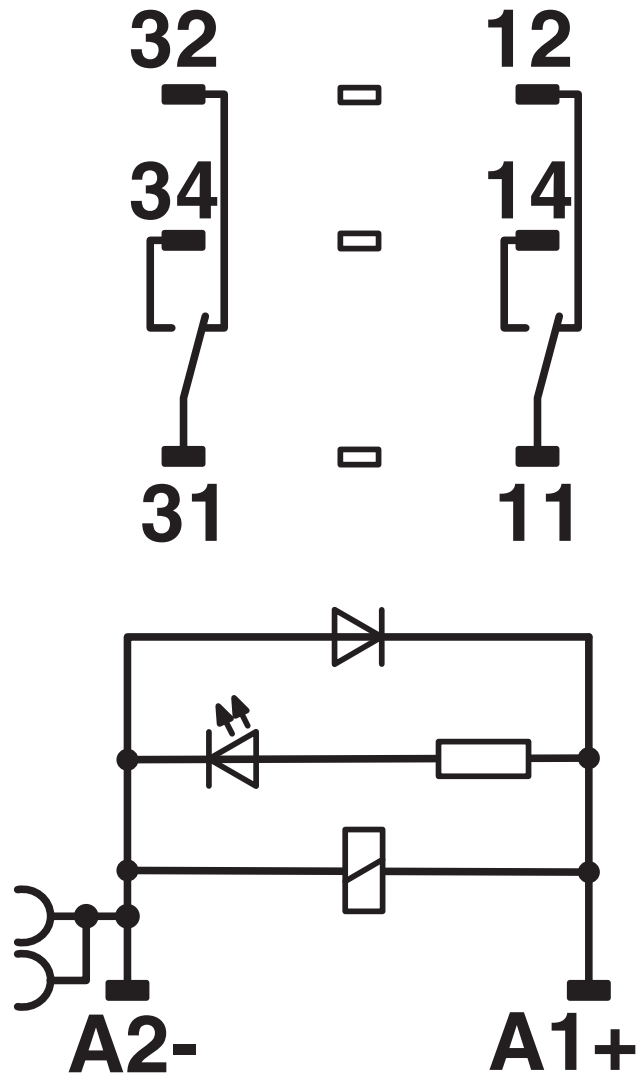
# RIF-4-RSC-LDP-24DC/2X21 - Relay module



2903291

<https://www.phoenixcontact.com/us/products/2903291>

Circuit diagram



DC coils

# RIF-4-RSC-LDP-24DC/2X21 - Relay module



2903291

<https://www.phoenixcontact.com/us/products/2903291>

## Classifications

### UNSPSC

|             |          |
|-------------|----------|
| UNSPSC 21.0 | 39122300 |
|-------------|----------|

# RIF-4-RSC-LDP-24DC/2X21 - Relay module



2903291

<https://www.phoenixcontact.com/us/products/2903291>

## Environmental product compliance

### EU RoHS

|   |              |
|---|--------------|
| Fulfills EU RoHS substance requirements | Yes          |
| Exemption                               | 7(a), 7(c)-I |

### China RoHS

|  |   |
|--|---|
| Environment friendly use period (EFUP) | EFUP-50   |
|  | An article-related China RoHS declaration table can be found in the download area for the respective article under "Manufacturer declaration". For all articles with EFUP-E, no China RoHS declaration table issued and required. |

### EU REACH SVHC

|                                     |                      |
|-------------------------------------|----------------------|
| REACH candidate substance (CAS No.) | Lead(CAS: 7439-92-1) |
|-------------------------------------|----------------------|

Phoenix Contact 2026 © - all rights reserved  
<https://www.phoenixcontact.com>

Phoenix Contact USA  
586 Fulling Mill Road  
Middletown, PA 17057, United States  
(+717) 944-1300  
[info@phoenixcon.com](mailto:info@phoenixcon.com)