

# RIF-4-RSC-LV-120AC/2X21 - Relay module



2903290

<https://www.phoenixcontact.com/us/products/2903290>

Please be informed that the data shown in this PDF document is generated from our online catalog. Please find the complete data in the user documentation. Our general terms of use for downloads are valid.



Preassembled relay module with screw connection, consisting of: relay base, power contact relay, plug-in display/interference suppression module, and retaining bracket. Contact switching type: 2 changeover contacts. Input voltage: 120 V AC

## Product description

The pluggable electromechanical and solid-state relays in the RIFLINE complete product range and the base are recognized and approved in accordance with UL 508. The relevant approvals can be called up at the individual components in question.

## Commercial data

Item number	2903290
Packing unit	1 pc
Note	Made to order (non-returnable)
Sales key	C465
Product key	DK651C
GTIN	4046356732772
Weight per piece (including packing)	188.23 g
Weight per piece (excluding packing)	188.23 g
Customs tariff number	85364900
Country of origin	CN

# RIF-4-RSC-LV-120AC/2X21 - Relay module



2903290


<https://www.phoenixcontact.com/us/products/2903290>

## Set consists of

### RIF-4-BSC/3X21 - Relay base

2900960

<https://www.phoenixcontact.com/us/products/2900960>



RIF-4... relay base, for high-power relay with 2 or 3 changeover contacts or 3 N/O contacts, screw connection, plug-in option for input/interference suppression modules, for mounting on NS 35/7,5

---

### REL-PR2-120AC/2X21 - Single relay

2903700

<https://www.phoenixcontact.com/us/products/2903700>



Plug-in high-power relay with power contacts, 2 changeover contacts, coil voltage: 120 V AC

## RIF-4-RSC-LV-120AC/2X21 - Relay module

2903290

<https://www.phoenixcontact.com/us/products/2903290>



## RIF-LV-120-230 AC/110 DC - Plug-in module

2900944

<https://www.phoenixcontact.com/us/products/2900944>



Plug-in module, for mounting on RIF-1, RIF-2, RIF-3, and RIF-4, with varistor and yellow LED, input voltage: 120 V AC... 230 V AC / 110 V DC  $\pm 20$  %

---

## RIF-RH-4 - Retaining bracket

2900956

<https://www.phoenixcontact.com/us/products/2900956>



Relay retaining bracket, with holder for marking material, suitable for RIF-4 relay base, for high-power relay

## Technical data

### Product properties

Product type	Relay Module
Product family	RIFLINE complete
Application	Universal
Operating mode	100% operating factor
Mechanical service life	approx. $10^7$ cycles

### Insulation characteristics

Insulation	Basic insulation
Overvoltage category	III
Pollution degree	2

### Data management status

Date of last data management	12.09.2025
------------------------------	------------

### Electrical properties

Test voltage (Winding/contact)	2.5 kV <sub>rms</sub> (50 Hz, 1 min., winding/contact)
Test voltage (Contact/contact)	2.5 kV <sub>rms</sub> (50 Hz, 1 min., contact/contact)
Rated insulation voltage	250 V AC
Rated surge voltage	4 kV

### Input data

#### Coil side

Nominal input voltage $U_N$	120 V AC
Input voltage range	102 V AC ... 132 V AC (20 °C)
Input voltage range in reference to $U_N$	see diagram
Mains frequency	50/60 Hz
Drive and function	monostable
Typical input current at $U_N$	24 mA
Typical response time	5 ms ... 25 ms
Typical release time range	5 ms ... 20 ms
Coil voltage	120 V AC
Protective circuit	Varistor
Operating voltage display	Yellow LED

### Output data

#### Switching

Contact switching type	2 changeover contacts
Type of switch contact	Single contact
Contact material	AgNi
Maximum switching voltage	440 V AC

# RIF-4-RSC-LV-120AC/2X21 - Relay module



2903290

<https://www.phoenixcontact.com/us/products/2903290>

	250 V DC
Minimum switching voltage	10 V (24 mA)
Limiting continuous current	9 A (see diagram)
Maximum inrush current	50 A (20 ms, N/O contacts)
Min. switching current	10 mA (24 V)
Interrupting rating (ohmic load) max.	216 W (24 V DC)
	124 W (48 V DC)
	108 W (60 V DC)
	52 W (110 V DC)
	70 W (220 V DC)
	2250 VA (250 V AC)
	4000 VA (440 V AC)
Single-phase motor load	800 W
Motor load according to UL 508	1/3 HP, 120 V AC (single-phase AC motor)
	1/2 HP, 240 V AC (single-phase AC motor)
Utilization category CB Scheme (IEC 60947-5-1)	AC15, 1.5 A/240 V (N/O contact)
	DC13, 2 A/240 V (N/O contact)

## Connection data

Connection method	Screw connection
Stripping length	8 mm
Conductor cross-section rigid	0.5 mm <sup>2</sup> ... 4 mm <sup>2</sup>
Conductor cross-section rigid (2 conductors with same cross section)	0.5 mm <sup>2</sup> ... 2.5 mm <sup>2</sup>
Conductor cross-section flexible	0.5 mm <sup>2</sup> ... 4 mm <sup>2</sup>
	0.5 mm <sup>2</sup> ... 4 mm <sup>2</sup> (Ferrule with plastic sleeve)
Conductor cross-section flexible (2 conductors with same cross section)	0.5 mm <sup>2</sup> ... 2.5 mm <sup>2</sup>
	0.5 mm <sup>2</sup> ... 1.5 mm <sup>2</sup> (TWIN ferrule with plastic sleeve)
Conductor cross-section AWG	20 ... 10 (solid)
	20 ... 12 (flexible)
Tightening torque	0.5 Nm ... 0.6 Nm

## Dimensions

### Item dimensions

Width	44 mm
Height	96 mm
Depth	91 mm

## Material specifications

Color	gray (RAL 7042)
Flammability rating according to UL 94 (Housing)	V2 (Housing)

## Environmental and real-life conditions

### Ambient conditions

# RIF-4-RSC-LV-120AC/2X21 - Relay module



2903290

<https://www.phoenixcontact.com/us/products/2903290>

Degree of protection (Relay base)	IP20 (Relay base)
Degree of protection (Relay)	RT I (Relay)
Ambient temperature (operation)	-40 °C ... 40 °C
Ambient temperature (storage/transport)	-40 °C ... 85 °C

## Approvals

### Corrosive gas test

Identification	ISA-S71.04. G3 Harsh Group
	EN 60068-2-60

## Standards and regulations

Standards/regulations	DIN EN 50178
-----------------------	--------------

## Mounting

Mounting type	DIN rail mounting
Assembly note	in rows with zero spacing
Mounting position	any

## Drawings

Diagram

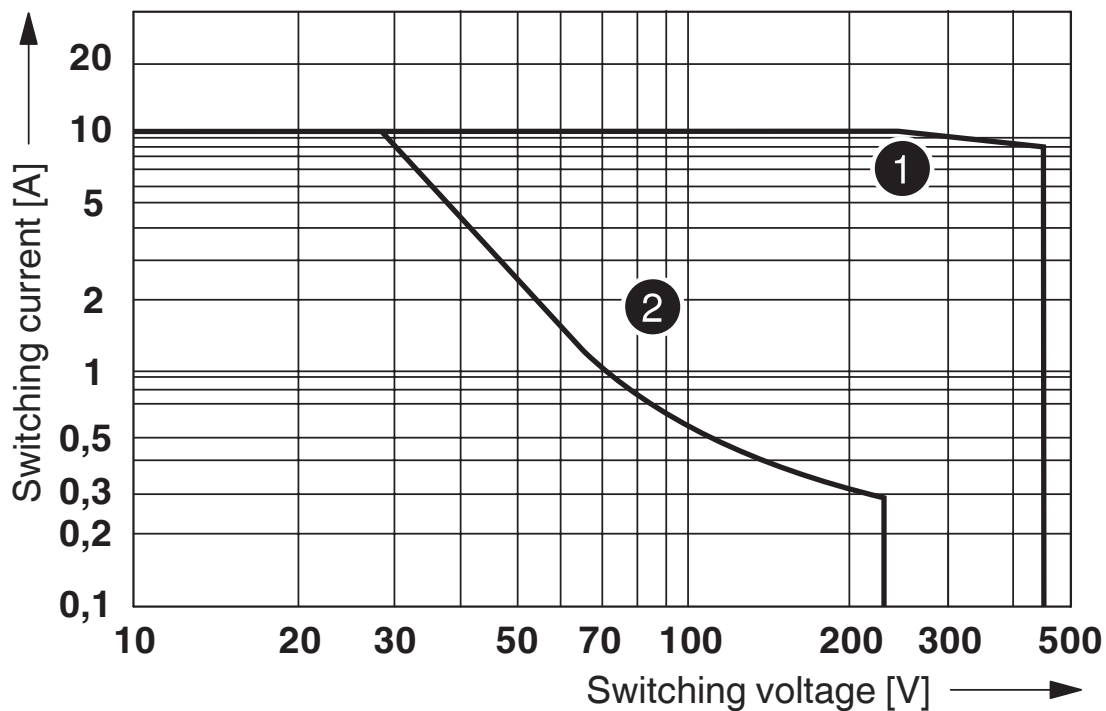


① DC coil (observe contact derating)

② AC coil (observe contact derating)

Operating voltage range

Diagram



- ① AC, ohmic load
- ② DC, ohmic load

Interrupting rating

Diagram



Contact derating

Diagram



① 250 V AC, Ohmic load

Electrical service life

Diagram



Service life reduction factor

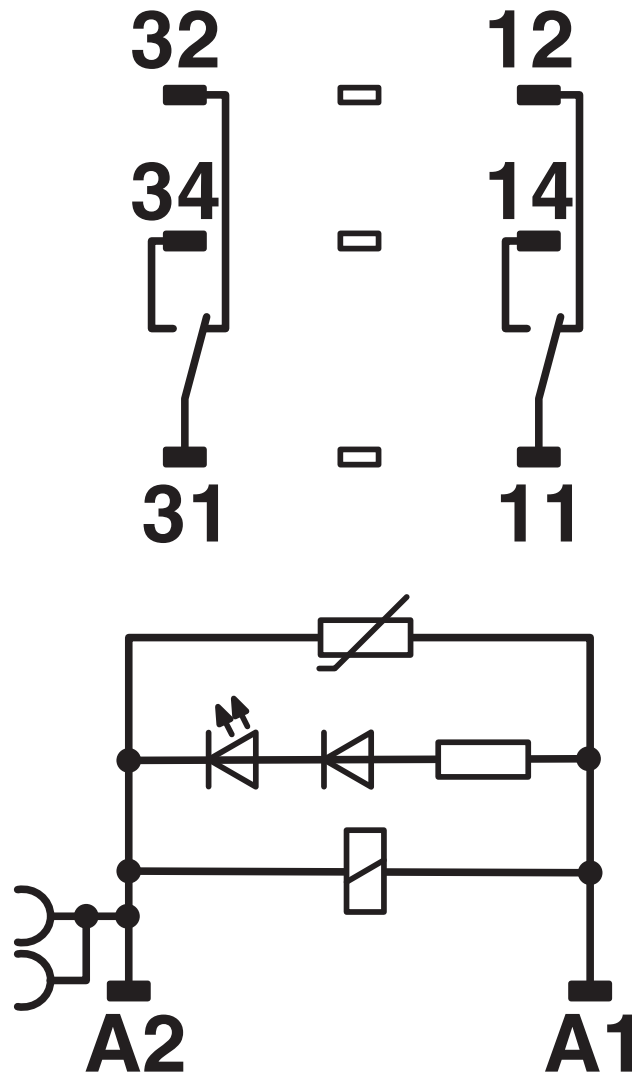
# RIF-4-RSC-LV-120AC/2X21 - Relay module



2903290

<https://www.phoenixcontact.com/us/products/2903290>

Circuit diagram



AC coils

# RIF-4-RSC-LV-120AC/2X21 - Relay module



2903290

<https://www.phoenixcontact.com/us/products/2903290>

## Classifications

### UNSPSC

UNSPSC 21.0	39122300
-------------	----------

# RIF-4-RSC-LV-120AC/2X21 - Relay module



2903290

<https://www.phoenixcontact.com/us/products/2903290>

## Environmental product compliance

### EU RoHS

Fulfills EU RoHS substance requirements	Yes
Exemption	7(a), 7(c)-I

### China RoHS

Environment friendly use period (EFUP)	EFUP-50
	An article-related China RoHS declaration table can be found in the download area for the respective article under "Manufacturer declaration". For all articles with EFUP-E, no China RoHS declaration table issued and required.

### EU REACH SVHC

REACH candidate substance (CAS No.)	Lead(CAS: 7439-92-1)
-------------------------------------	----------------------

Phoenix Contact 2026 © - all rights reserved  
<https://www.phoenixcontact.com>

Phoenix Contact USA  
586 Fulling Mill Road  
Middletown, PA 17057, United States  
(+717) 944-1300  
[info@phoenixcon.com](mailto:info@phoenixcon.com)