

MINI-PS-100-240AC/24DC/1.3 - Power supply



2866446

<https://www.phoenixcontact.com/us/products/2866446>

Please be informed that the data shown in this PDF document is generated from our online catalog. Please find the complete data in the user documentation. Our general terms of use for downloads are valid.



Please use the following items in new systems: 2904597 or 2909575
Primary-switched MINI POWER power supply for DIN rail mounting, input: 1-phase, output: 24 V DC/1.3 A

Product description

MINI POWER power supplies for MCR technology

In measurement and control technology (MCR), modular electronics housing has become the industry standard. MINI POWER is the power supply unit to go with it. The devices are flexible, thanks to special voltages and special versions.

Your advantages

- Easy-maintenance connection technology thanks to keyed COMBICON connectors
- Remote monitoring of output voltage via switching output

Commercial data

Item number	2866446
Packing unit	1 pc
Sales key	CM11
Product key	CMPM13
GTIN	4046356073905
Weight per piece (including packing)	231.5 g
Weight per piece (excluding packing)	182 g
Customs tariff number	85044030
Country of origin	CN

Technical data

Input data

AC operation

Nominal input voltage range	100 V AC ... 240 V AC
Input voltage range	85 V AC ... 264 V AC 90 V DC ... 350 V DC
Input voltage range AC	85 V AC ... 264 V AC
Input voltage range DC	90 V DC ... 350 V DC
Voltage type of supply voltage	AC/DC
Inrush current	< 15 A (< 0.6 A ² s)
Inrush current integral (I ² t)	0.6 A ² s
AC frequency range	45 Hz ... 65 Hz
Frequency range DC	0 Hz
Mains buffering time	> 20 ms (120 V AC) > 110 ms (230 V AC)
Current consumption	0.55 A (100 V AC) 0.23 A (240 V AC)
Nominal power consumption	62 VA
Protective circuit	Transient surge protection; Varistor
Typical response time	< 1 s
Input fuse	1.25 A (slow-blow, internal)
Permissible backup fuse	B6 B10 B16
Recommended breaker for input protection	6 A ... 16 A (Characteristics B, C, D, K)

Output data

Efficiency	> 85 % (for 230 V AC and nominal values)
Output characteristic	U/I
Nominal output voltage	24 V DC ±1 %
Setting range of the output voltage (U _{Set})	22.5 V DC ... 28.5 V DC (> 24 V DC, constant capacity restricted)
Nominal output current (I _N)	1.3 A (-25 °C ... 60 °C)
POWER BOOST (I _{Boost})	1.6 A (-25 °C ... 40 °C permanent)
Derating	60 °C ... 70 °C (2.5 %/K)
Feedback voltage resistance	35 V DC
Protection against overvoltage at the output (OVP)	< 35 V DC
Starting delay with capacitive load	unrestricted
Max. capacitive load	unlimited
Active current limitation	Approx. 5 A (for short-circuit)
Control deviation	< 1 % (change in load, static 10 % ... 90 %) < 3 % (change in load, dynamic 10 % ... 90 %) < 0.1 % (change in input voltage ±10 %)
Residual ripple	< 20 mV _{PP} (20 MHz)
Output power	31.2 W

MINI-PS-100-240AC/24DC/1.3 - Power supply



2866446

<https://www.phoenixcontact.com/us/products/2866446>

Peak switching voltages nominal load	< 50 mV _{PP} (20 MHz)
Maximum no-load power dissipation	1.4 W
Power loss nominal load max.	4.5 W
Rise time	< 1.2 ms
Connection in parallel	yes, for redundancy and increased capacity
Connection in series	yes

Signal: DC OK active

Output description	U _{OUT} > 21.5 V: High signal
Maximum switching voltage	≤ 24 V
Output voltage	+ 24 V DC (Signal)
Continuous load current	≤ 20 mA

Connection data

Input

Connection method	Pluggable screw connection
Conductor cross-section, rigid min.	0.2 mm ²
Conductor cross-section, rigid max.	2.5 mm ²
Conductor cross-section flexible min.	0.2 mm ²
Conductor cross-section flexible max.	2.5 mm ²
Conductor cross-section AWG min.	24
Conductor cross-section AWG max.	12
Stripping length	7 mm
Screw thread	M3
Tightening torque, min	0.5 Nm
Tightening torque max	0.6 Nm

Output

Connection method	Pluggable screw connection
Conductor cross-section, rigid min.	0.2 mm ²
Conductor cross-section, rigid max.	2.5 mm ²
Conductor cross-section flexible min.	0.2 mm ²
Conductor cross-section flexible max.	2.5 mm ²
Conductor cross-section AWG min.	24
Conductor cross-section AWG max.	12
Stripping length	7 mm
Screw thread	M3
Tightening torque, min	0.5 Nm
Tightening torque max	0.6 Nm

Signal

Conductor cross-section, rigid min.	0.2 mm ²
Conductor cross-section, rigid max.	2.5 mm ²
Conductor cross-section flexible min.	0.2 mm ²
Conductor cross-section flexible max.	2.5 mm ²

MINI-PS-100-240AC/24DC/1.3 - Power supply



2866446

<https://www.phoenixcontact.com/us/products/2866446>

Conductor cross-section AWG min.	24
Conductor cross-section AWG max.	12
Screw thread	M3
Tightening torque, min	0.5 Nm
Tightening torque max	0.6 Nm

Signaling

Types of signaling	LED
	Active switching output
Operating voltage display	Green LED

Signal output: DC OK active

Status display	"DC OK" LED green
Note on status display	$U_{OUT} > 21.5 \text{ V}$: LED lights up

Electrical properties

Insulation voltage input/output	4 kV (type test)
	3 kV (routine test)

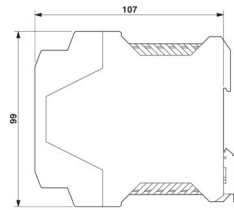
Product properties

Product type	Power supply
Product family	MINI POWER
MTBF (IEC 61709, SN 29500)	> 1104000 h (40 °C)

Insulation characteristics

Protection class	II (in closed control cabinet)
Overvoltage category	III
Degree of pollution	2

Dimensions

Dimensional drawing	
Width	22.5 mm
Height	99 mm
Depth	107 mm

Installation dimensions

Installation distance right/left	0 mm / 0 mm
Installation distance top/bottom	50 mm / 50 mm

Mounting

MINI-PS-100-240AC/24DC/1.3 - Power supply



2866446

<https://www.phoenixcontact.com/us/products/2866446>

Assembly note	alignable: horizontally 0 mm, vertically 50 mm
Mounting position	horizontal DIN rail NS 35, EN 60715
With protective coating	no

Material specifications

Housing material	Plastic
Type of housing	Polyamide PA, color: green

Environmental and real-life conditions

Ambient conditions

Degree of protection	IP20
Ambient temperature (operation)	-25 °C ... 70 °C (> 60 °C Derating: 2,5 %/K)
Ambient temperature (storage/transport)	-40 °C ... 85 °C
Climatic class	3K3 (in acc. with EN 60721)
Max. permissible relative humidity (operation)	≤ 95 % (at 25 °C, non-condensing)
Shock	18 ms, 30g, in each space direction (according to IEC 60068-2-27)
Vibration (operation)	< 15 Hz, amplitude ±2.5 mm (according to IEC 60068-2-6) 15 Hz ... 150 Hz, 2.3g, 90 min.
Temp code	T3A ≤ 60 °C T3A ≤ 70 °C

Standards and regulations

Rail applications	EN 50121-4
Standard – Electronic equipment for use in electrical power installations and their assembly into electrical power installations	EN 50178/VDE 0160 (PELV)
Standard – Limitation of mains harmonic currents	EN 61000-3-2
Standard - Electrical safety	EN 60950-1/VDE 0805 (SELV)
Standard – Safety extra-low voltage	EN 60950-1 (SELV) EN 60204 (PELV)
Standard - Safe isolation	DIN VDE 0100-410

Approvals

UL approvals	UL/C-UL listed UL 508
	UL/C-UL Recognized UL 60950-1
	UL ANSI/ISA-12.12.01 Class I, Division 2, Groups A, B, C, D (Hazardous Location)
	NEC Class 2 as per UL 1310

Conformity/Approvals

SIL in accordance with IEC 61508	0
----------------------------------	---

EMC data

Electromagnetic compatibility	Conformance with EMC Directive 2014/30/EU
Low Voltage Directive	Conformance with Low Voltage Directive 2014/35/EC

MINI-PS-100-240AC/24DC/1.3 - Power supply



2866446

<https://www.phoenixcontact.com/us/products/2866446>

EMC requirements for noise emission	EN 61000-6-3
	EN 61000-6-4
EMC requirements for noise immunity	EN 61000-6-1
	EN 61000-6-2

Electrostatic discharge

Standards/regulations	EN 61000-4-2
Housing	Test Level 3

Electrostatic discharge

Contact discharge	8 kV
Discharge in air	8 kV
Comments	Criterion B

Electromagnetic HF field

Standards/regulations	EN 61000-4-3
-----------------------	--------------

Electromagnetic HF field

Frequency range	80 MHz ... 1 GHz
Test field strength	10 V/m
Comments	Criterion A

Fast transients (burst)

Standards/regulations	EN 61000-4-4
-----------------------	--------------

Fast transients (burst)

Input	4 kV (Test Level 4 - asymmetrical: conductor to ground)
Output	2 kV (Test Level 3 - asymmetrical: conductor to ground)
Signal	2 kV (Test Level 3 - asymmetrical: conductor to ground)
Comments	Criterion B

Surge voltage load (surge)

Standards/regulations	EN 61000-4-5
-----------------------	--------------

Surge voltage load (surge)

Input	4 kV (Test Level 4 - asymmetrical: conductor to ground)
	2 kV (Test intensity 4 - symmetrical: cable to cable)
Output	0.5 kV (Test Level 1 - asymmetrical: conductor to ground)
	0.5 kV (Test intensity 1 - symmetrical: cable to cable)
Signal	1 kV (Test Level 2 - asymmetrical: conductor to ground)
Comments	Criterion B

Conducted interference

Standards/regulations	EN 61000-4-6
-----------------------	--------------

Conducted interference

Input/output/signal	Test Level 3 - asymmetrical
Frequency range	0.15 MHz ... 80 MHz

MINI-PS-100-240AC/24DC/1.3 - Power supply



2866446

<https://www.phoenixcontact.com/us/products/2866446>

Comments	Criterion A
Voltage	10 V

Voltage dips

Standards/regulations	EN 61000-4-11
-----------------------	---------------

Emitted interference

Standards/regulations	EN 61000-6-3
Radio interference voltage in acc. with EN 55011	EN 55011 (EN 55022) Class B, area of application: Industry and residential
Emitted radio interference in acc. with EN 55011	EN 55011 (EN 55022) Class B, area of application: Industry and residential

MINI-PS-100-240AC/24DC/1.3 - Power supply

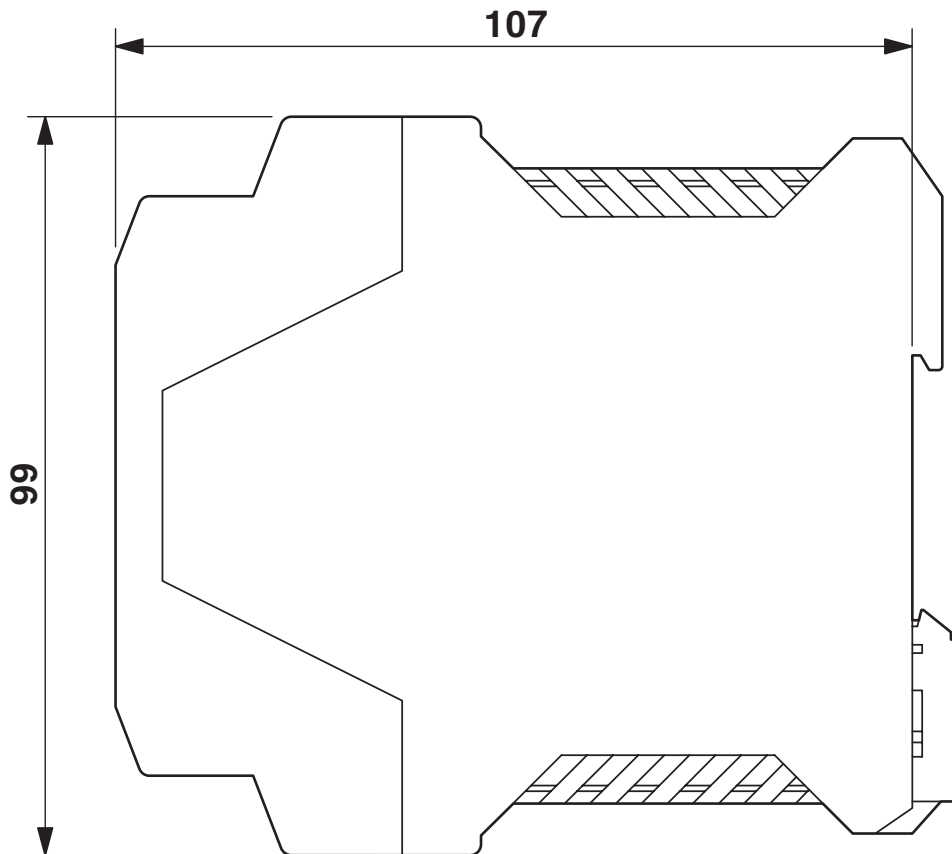


2866446

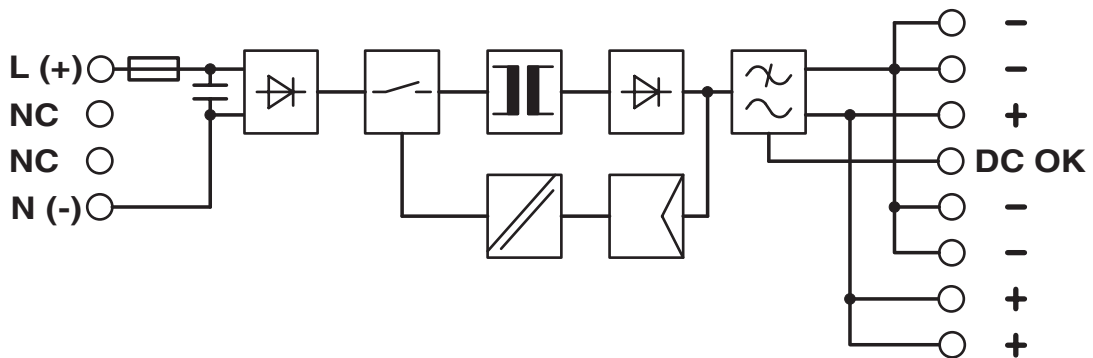
<https://www.phoenixcontact.com/us/products/2866446>

Drawings

Dimensional drawing



Block diagram



MINI-PS-100-240AC/24DC/1.3 - Power supply



2866446

<https://www.phoenixcontact.com/us/products/2866446>

Classifications

ECLASS

ECLASS-15.0	27040701
-------------	----------

UNSPSC

UNSPSC 21.0	39121000
-------------	----------

MINI-PS-100-240AC/24DC/1.3 - Power supply



2866446

<https://www.phoenixcontact.com/us/products/2866446>

Environmental product compliance

EU RoHS

Fulfills EU RoHS substance requirements	Yes
Exemption	7(a), 7(c)-I

China RoHS

Environment friendly use period (EFUP)	EFUP-25
	An article-related China RoHS declaration table can be found in the download area for the respective article under "Manufacturer declaration". For all articles with EFUP-E, no China RoHS declaration table issued and required.

EU REACH SVHC

REACH candidate substance (CAS No.)	Lead(CAS: 7439-92-1)
SCIP	3b1ef442-2d93-4e43-9155-ae4fceafd2a0

Phoenix Contact 2026 © - all rights reserved

<https://www.phoenixcontact.com>

Phoenix Contact USA
586 Fulling Mill Road
Middletown, PA 17057, United States
(+717) 944-1300
info@phoenixcon.com