

MACX MCR-SL-RPSSI-I-UP - Repeater power supply



2865968

<https://www.phoenixcontact.com/us/products/2865968>

Please be informed that the data shown in this PDF document is generated from our online catalog. Please find the complete data in the user documentation. Our general terms of use for downloads are valid.



Repeater power supply for supplying 2- and 4-conductor transmitters with Hart transparency and wide-range power supply, SIL 2 (1oo1)/SIL 3 (1oo2), screw connection

Your advantages

- 250 Ω resistor that can be activated via DIP switches to increase HART impedance for low-resistance systems
- Up to SIL 2 in accordance with EN 61508
- Installation in zone 2, protection type "n" (EN 60079-15) permitted
- Wide-range power supply of 19.2 ... 253 V AC/DC
- 3-way electrical isolation
- Plug-in screw or spring-cage connection technology (Push-in technology), with integrated sockets for HART communicators
- Input: 0/4 mA ... 20 mA (powered or not powered)
- Bidirectional transmission of digital HART communication signals
- 0/4 ... 20 mA output (active or passive), 0/1 ... 5 V, can be selected via DIP switches

Commercial data

Item number	2865968
Packing unit	1 pc
Minimum order quantity	1 pc
Sales key	C402
Product key	DK1111
GTIN	4046356448321
Weight per piece (including packing)	181.7 g
Weight per piece (excluding packing)	150.5 g
Customs tariff number	85437090
Country of origin	DE

MACX MCR-SL-RPSSI-I-UP - Repeater power supply



2865968

<https://www.phoenixcontact.com/us/products/2865968>

Technical data

Product properties

Product type	Repeater power supply
Product family	MACX Analog
Application	Analog IN
No. of channels	1
Configuration	DIP switches

Electrical properties

Electrical isolation	3-way isolation
Electrical isolation between input and output	yes
Signal transmission behavior	In = Out
Step response (10-90%)	< 600 μ s (for 4 mA ... 20 mA step)
Maximum temperature coefficient	< 0.01 %/K
Maximum transmission error	< 0.1 % (of final value)
Transmission error, typical	< 0.05 % (of final value)

Electrical isolation

Test voltage	2.5 kV AC (50 Hz, 60 s)
Overvoltage category	II
Pollution degree	2

Electrical isolation Input/output/power supply IEC/EN 61010-1

Standards/regulations	IEC/EN 61010-1
Rated insulation voltage	300 V _{rms}
Insulation	Safe isolation

Supply

Designation	Repeater power supply operation
Nominal supply voltage range	24 V AC/DC ... 230 V AC/DC -20 % ... +10 % (50/60 Hz)
Supply voltage range	19.2 V AC/DC ... 253 V AC/DC (50/60 Hz)
Max. current consumption	< 75 mA (24 V DC / 20 mA)
Power dissipation	< 1.6 W (24 V DC / 20 mA)
Power consumption	< 1.9 W

Supply

Designation	Signal conditioner operation
Nominal supply voltage range	24 V AC/DC ... 230 V AC/DC -20 % ... +10 % (50/60 Hz)
Supply voltage range	19.2 V AC/DC ... 253 V AC/DC (50/60 Hz)
Max. current consumption	< 45 mA (24 V DC / 20 mA)
Power dissipation	< 1.1 W (24 V DC / 20 mA)
Power consumption	< 1.1 W

Input data

MACX MCR-SL-RPSSI-I-UP - Repeater power supply



2865968

<https://www.phoenixcontact.com/us/products/2865968>

Signal: Repeater power supply operation

Description of the input	Active current input
Number of inputs	1
Current input signal	4 mA ... 20 mA
Transmitter supply voltage	> 16 V (20 mA)
	> 15.3 V (22.5 mA)

Signal: Signal conditioner operation

Description of the input	Passive current input
Current input signal	0 mA ... 20 mA
	4 mA ... 20 mA
Voltage drop	< 3.5 V (in input isolating amplifier operation)

Output data

Signal: Repeater power supply operation

Output description	Current output (active and passive)
Number of outputs	1
Voltage output signal	1 V ... 5 V (internal resistance, 250 Ω, 0.1%)
	Configurable via DIP switches
Current output signal	4 mA ... 20 mA (active)
	4 mA ... 20 mA (14 ... 26 V ext. source voltage)
Load/output load current output	< 600 Ω (20 mA)
	< 525 Ω (22.5 mA)
Output ripple	< 20 mV _{rms}
Output behavior in the event of an error	0 mA (Cable break in the input)
	≥ 22.5 mA (Cable short-circuit in the input)

Signal: Signal conditioner operation

Output description	Current output (active and passive)
Voltage output signal	0 V ... 5 V (internal resistance, 250 Ω, 0.1%)
	1 V ... 5 V (internal resistance, 250 Ω, 0.1%)
Current output signal	0 mA ... 20 mA (active)
	4 mA ... 20 mA (active)
	0 mA ... 20 mA (14 ... 26 V ext. source voltage)
	4 mA ... 20 mA (14 ... 26 V ext. source voltage)
Load/output load current output	< 600 Ω (20 mA)
	< 525 Ω (22.5 mA)
Output ripple	< 20 mV _{rms}
Output behavior in the event of an error	0 mA (Cable break in the input)
	0 mA (Cable short-circuit in the input)

Connection data

Connection method	Screw connection
Stripping length	7 mm

MACX MCR-SL-RPSSI-I-UP - Repeater power supply



2865968

<https://www.phoenixcontact.com/us/products/2865968>

Screw thread	M3
Conductor cross-section rigid	0.2 mm ² ... 2.5 mm ²
Conductor cross-section flexible	0.2 mm ² ... 2.5 mm ²
Conductor cross-section AWG	24 ... 14
Tightening torque	0.5 Nm ... 0.6 Nm

Test socket

Max. diameter	2 mm
---------------	------

Ex data

Ex installation (EPL)	Gc
	Div. 2

Interfaces

Data communication (bypass)

HART function	HART transparency
Protocols supported	HART

Signaling

Status display	Green LED (supply voltage)
----------------	----------------------------

Dimensions

Dimensional drawing	
Width	17.5 mm
Height	112.5 mm
Depth	113.7 mm
Depth NS 35/7,5	114.5 mm (Snapped onto DIN rail NS 35/7,5 in accordance with EN 60715)

Material specifications

Color	gray (RAL 7042)
Flammability rating according to UL 94 (Housing)	V0 (Housing)
Housing material	PA 6.6-FR

Environmental and real-life conditions

Ambient conditions

Degree of protection	IP20 (not assessed by UL)
Ambient temperature (operation)	-40 °C ... 60 °C (Any mounting position)
	-40 °C ... 70 °C (Derating)

MACX MCR-SL-RPSSI-I-UP - Repeater power supply



2865968

<https://www.phoenixcontact.com/us/products/2865968>

Ambient temperature (storage/transport)	-40 °C ... 80 °C
Permissible humidity (operation)	10 % ... 95 % (non-condensing)

Altitude range (≤ 2000 m)

Altitude	≤ 2000 m (The technical data refers to altitudes ≤2000 m above mean sea level. For altitudes >2000 m above mean sea level, refer to the data sheet.)
Ambient temperature (operation)	-40 °C ... 60 °C -40 °C ... 70 °C (Derating)
Rated insulation voltage	375 V _{PP} (Power supply, input / output)

Altitude range (≤ 3000 m)

Height range	> 2000 m ... 3000 m
Ambient temperature (operation)	-40 °C ... 54 °C -40 °C ... 63 °C (Derating)
Rated insulation voltage	190 V AC (Power supply, input / output) 110 V DC (Power supply, input / output)

Altitude range (≤ 4000 m)

Height range	> 3000 m ... 4000 m
Ambient temperature (operation)	-40 °C ... 48 °C -40 °C ... 56 °C (Derating)
Rated insulation voltage	60 V AC/DC (Power supply, input / output)

Altitude range (≤ 5000 m)

Height range	> 4000 m ... 5000 m
Ambient temperature (operation)	-40 °C ... 42 °C -40 °C ... 49 °C (Derating)
Rated insulation voltage	60 V AC/DC (Power supply, input / output)

Approvals

CE

Certificate	CE-compliant
Note	and EN 61326-1

ATEX

Identification	Ⓜ II 3 G Ex ec IIC T4 Gc X
Certificate	PxCIF08ATEX2865968X

UKCA Ex (UKEX)

Identification	Ⓜ II 3 G Ex nA IIC T4 Gc
Certificate	PxCIF21UKEX2865968X

IECEX

Identification	Ex ec IIC T4 Gc
Certificate	IECEX BVS 08.0035X

UL, USA/Canada

MACX MCR-SL-RPSSI-I-UP - Repeater power supply



2865968

<https://www.phoenixcontact.com/us/products/2865968>

Identification	UL 508 Listed
	UL 61010 Listed
	Class I, Div. 2, Groups A, B, C, D T4
	Class I, Zone 2, Group IIC T4

Safety Integrity Level (SIL / SILCL, IEC 61508)

Identification	2
Certificate	ZP/C031/20

Systematic Capability (SC / SILCL)

Identification	3
----------------	---

EMC data

Electromagnetic compatibility	Conformance with EMC directive
Noise immunity	EN 61000-6-2

Noise emission

Standards/regulations	EN 61000-6-4
-----------------------	--------------

Standards and regulations

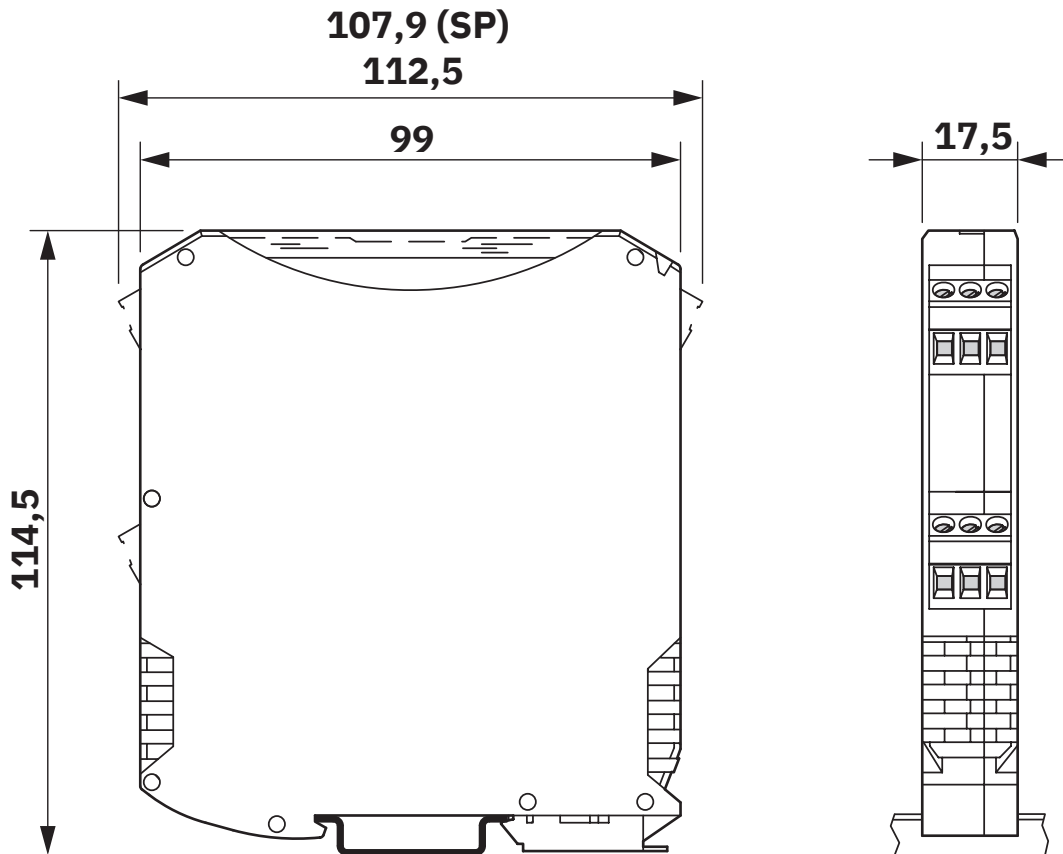
Electrical isolation	3-way isolation
----------------------	-----------------

Mounting

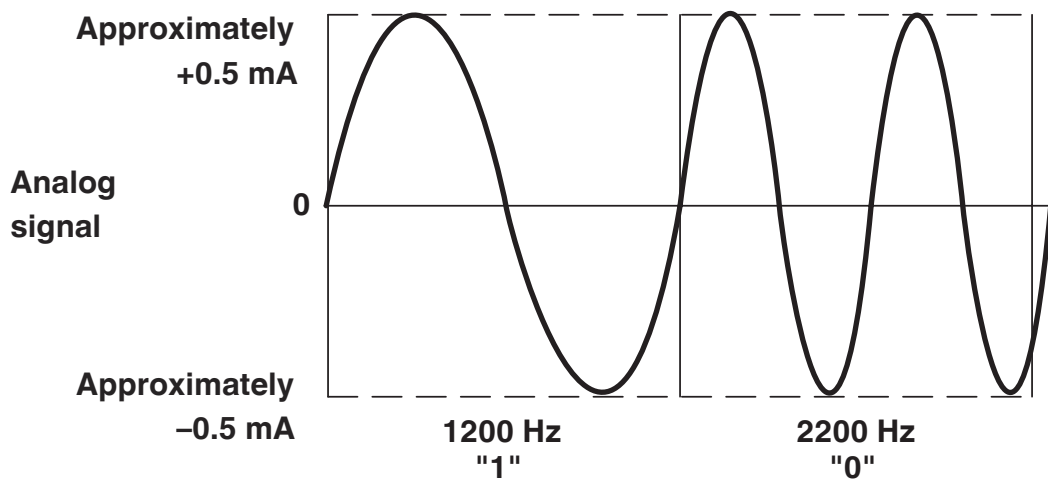
Mounting type	DIN rail mounting
---------------	-------------------

Drawings

Dimensional drawing



Diagram



Signal transmission analog and digital at the same time

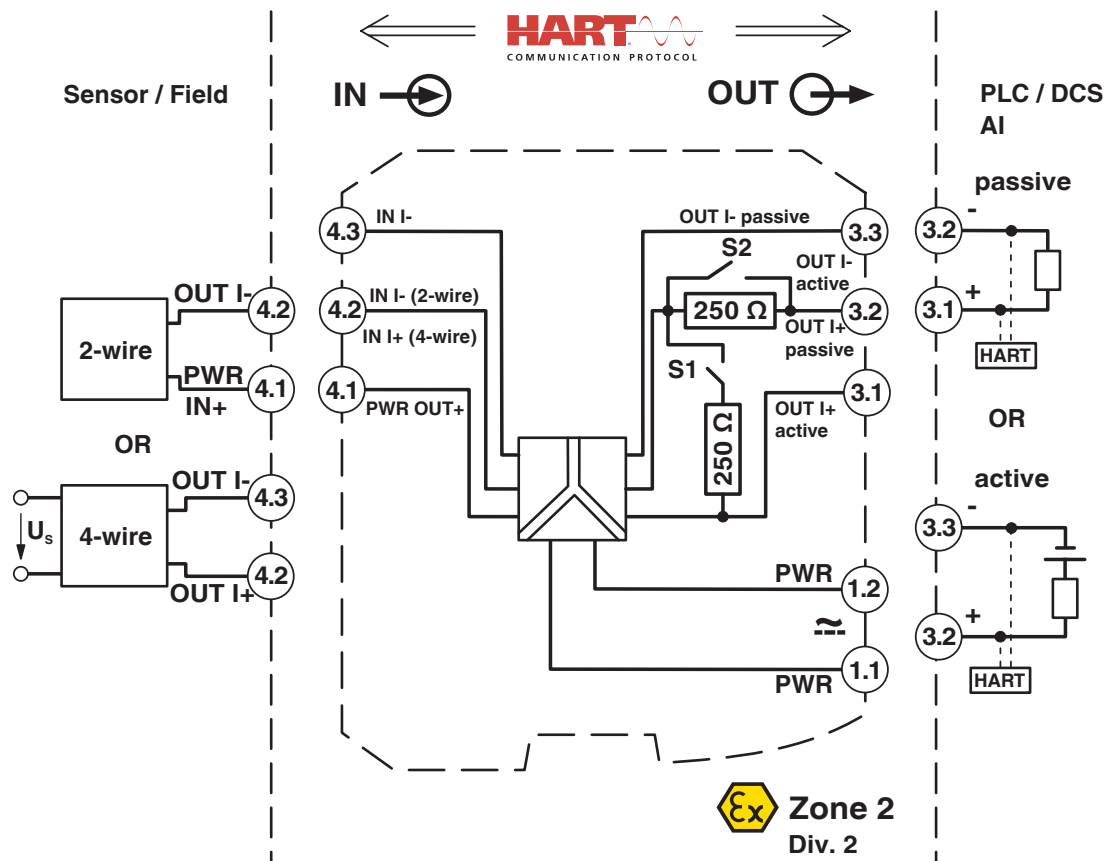
MACX MCR-SL-RPSSI-I-UP - Repeater power supply



2865968

<https://www.phoenixcontact.com/us/products/2865968>

Block diagram




2865968

<https://www.phoenixcontact.com/us/products/2865968>


Approvals

To download certificates, visit the product detail page: <https://www.phoenixcontact.com/us/products/2865968>


 **UL Listed**
Approval ID: E330267

 **cUL Listed**
Approval ID: E330267

Functional Safety
Approval ID: ZP/C031/20

 **EAC Ex**
Approval ID: TP012 103.01 00078

 **cUL Listed**
Approval ID: E199827

 **UL Listed**
Approval ID: FILE E 199827

 **IECEx**
Approval ID: IECEx BVS 08.0035X

MACX MCR-SL-RPSSI-I-UP - Repeater power supply



2865968

<https://www.phoenixcontact.com/us/products/2865968>

Classifications

ECLASS

ECLASS-13.0	27210120
ECLASS-15.0	27210120

ETIM

ETIM 10.0	EC002653
-----------	----------

UNSPSC

UNSPSC 21.0	39121000
-------------	----------

2865968

<https://www.phoenixcontact.com/us/products/2865968>

Environmental product compliance

EU RoHS

Fulfills EU RoHS substance requirements	Yes
Exemption	6(c), 7(a), 7(c)-I

China RoHS

Environment friendly use period (EFUP)	EFUP-50
	An article-related China RoHS declaration table can be found in the download area for the respective article under "Manufacturer declaration". For all articles with EFUP-E, no China RoHS declaration table issued and required.

EU REACH SVHC

REACH candidate substance (CAS No.)	Lead(CAS: 7439-92-1)
	2,2',6,6'-tetrabromo-4,4'-isopropylidenediphenol(CAS: 79-94-7)
SCIP	2beffdbd-4975-462e-b8f1-af0439428433

Phoenix Contact 2026 © - all rights reserved
<https://www.phoenixcontact.com>

Phoenix Contact USA
586 Fulling Mill Road
Middletown, PA 17057, United States
(+717) 944-1300
info@phoenixcon.com