

MACX MCR-EX-SL-NAM-R - Isolation switch amplifier



2865434

<https://www.phoenixcontact.com/us/products/2865434>

Please be informed that the data shown in this PDF document is generated from our online catalog. Please find the complete data in the user documentation. Our general terms of use for downloads are valid.



Ex i NAMUR isolation amplifier. For operating proximity sensors and switches in a potentially explosive area. The signals are transmitted by a relay output (changeover contact) to a safe area. Line fault detection (LFD), 3-way isolation, SIL 2.

Your advantages

- Power supply and error indication possible via DIN rail connector
- Installation in zone 2, protection type "n" (EN 60079-15) permitted
- Up to SIL 2 in accordance with EN 61508
- Line fault detection (LFD), can be activated/deactivated, error indicated by flashing red LED with de-excitation of output relay
- 3-way electrical isolation
- LED indicators for supply voltage, switching state, and malfunction in accordance with NAMUR NE 44
- Signal output relay (changeover contact)
- Input for NAMUR proximity sensors (EN 60947-5-6), floating contacts or contacts with resistance circuit, [Ex ia] IIC
- Direction of operation can be selected (operating or closed circuit current behavior)

Commercial data

Item number	2865434
Packing unit	1 pc
Minimum order quantity	1 pc
Sales key	C430
Product key	DK1213
GTIN	4046356160445
Weight per piece (including packing)	176.9 g
Weight per piece (excluding packing)	133 g
Customs tariff number	85365019
Country of origin	DE

2865434

<https://www.phoenixcontact.com/us/products/2865434>

Technical data

Product properties

Product type	Isolating switch amplifier
Product family	MACX Analog
Application	Digital IN
No. of channels	1
Configuration	DIP switches

System properties

Functionality

Configuration	DIP switches
---------------	--------------

Electrical properties

Electrical isolation	3-way isolation
Electrical isolation between input and output	yes
Maximum power dissipation for nominal condition	< 650 mW

Electrical isolation

Test voltage	2.5 kV AC (50 Hz, 60 s)
--------------	-------------------------

Electrical isolation Input/output IEC/EN 60079-11

Standards/regulations	IEC/EN 60079-11
Rated insulation voltage	375 V _{PP}
Overvoltage category	II
Pollution degree	2

Electrical isolation Input/output/supply, DIN rail connector IEC/EN 61010-1

Standards/regulations	IEC/EN 61010-1
Rated insulation voltage	300 V _{rms}
Overvoltage category	II
Pollution degree	2
Insulation	Safe isolation

Electrical isolation Output/input, supply, TBUS IEC/EN 61010-1

Standards/regulations	IEC/EN 61010-1
Rated insulation voltage	300 V _{rms}
Overvoltage category	III
Pollution degree	2
Insulation	Safe isolation

Electrical isolation Input/supply, DIN rail connector IEC/EN 60079-11

Standards/regulations	IEC/EN 60079-11
Rated insulation voltage	375 V _{PP}
Overvoltage category	II

2865434

<https://www.phoenixcontact.com/us/products/2865434>

Pollution degree	2
------------------	---

Supply

Nominal supply voltage	24 V DC -20 % ... +25 %
Supply voltage range	19.2 V DC ... 30 V DC
Max. current consumption	21 mA (24 V DC)
Power dissipation	< 1 W
Power consumption	< 1 W

Input data

Signal: NAMUR

Description of the input	intrinsically safe
Number of inputs	1
Available input sources	NAMUR proximity sensors (IEC/EN 60947-5-6)
	floating switch contacts
	Switch contacts with resistance circuit
Switching threshold "0" signal current	< 1.2 mA (blocking)
Switching threshold "1" signal, current	> 2.1 mA (conductive)
Short-circuit current	8 mA
Switching hysteresis	< 0.2 mA
Line fault detection	< 0.05 mA ... 0.35 mA (Line break)
	< 100 Ω ... 360 Ω (Short circuit)
	Activated /deactivated via DIP switch
Open-circuit voltage	8 V DC

Output data

Switching: Relay

Contact switching type	1 changeover contact
Contact material	AgSnO ₂ , hard gold-plated
Maximum switching voltage	250 V AC (2 A)
	120 V DC (0.2 A)
	30 V DC (2 A)
Maximum switching power	500 VA
Recommended minimum load	5 V / 10 mA
Switching frequency	≤ 20 Hz (without load)

Signal

Number of outputs	1
-------------------	---

Connection data

Connection method	Screw connection
Stripping length	7 mm
Screw thread	M3
Conductor cross-section rigid	0.2 mm ² ... 2.5 mm ²

MACX MCR-EX-SL-NAM-R - Isolation switch amplifier



2865434

<https://www.phoenixcontact.com/us/products/2865434>

Conductor cross-section flexible	0.2 mm ² ... 2.5 mm ²
Conductor cross-section AWG	24 ... 14
Tightening torque	0.5 Nm ... 0.6 Nm

Test socket

Max. diameter	2 mm
---------------	------

Ex data

Ex installation (EPL)	Gc
	Div. 2
Ex i circuits (EPL)	[Ga]
	[Da]
	[Ma]
	[Div. 1]

Safety data

Max. internal inductance L_i	negligible
Max. internal capacitance C_i	11 nF
Max. output voltage U_o	9.6 V
Max. output current I_o	10 mA
Max. output power P_o	25 mW
Safety-related maximum voltage U_m	253 V AC
	125 V DC
I/A/I (simple circuit): Max. external inductivity L_o / Max. external capacitance C_o	1000 mH / 210 μ F
IIB/IIIC (simple circuit): Max. external inductivity L_o / Max. external capacitance C_o	1000 mH / 26 μ F
IIC (simple circuit): Max. external inductivity L_o / Max. external capacitance C_o	300 mH / 3.6 μ F
IIC (mixed circuit): Max. external inductivity L_o / Max. external capacitance C_o	100 mH / 500 nF, 50 mH / 570 nF, 5 mH / 590 nF
I/IIB/I/A/IIIC (mixed circuit): Max. external inductivity L_o / Max. external capacitance C_o	100 mH / 1 μ F

Interfaces

Data

No. of channels	0
-----------------	---

Signaling

Status display	Green LED (supply voltage)
	LED yellow (switching state)
	Red LED (line errors)

Dimensions

MACX MCR-EX-SL-NAM-R - Isolation switch amplifier



2865434

<https://www.phoenixcontact.com/us/products/2865434>

Dimensional drawing	
Width	12.5 mm
Height	112.5 mm
Depth	113.7 mm
Depth NS 35/7,5	114.5 mm (Snapped onto DIN rail NS 35/7,5 in accordance with EN 60715)

Material specifications

Color	gray (RAL 7042)
Flammability rating according to UL 94 (Housing)	V0 (Housing)
Housing material	PA 6.6-FR

Environmental and real-life conditions

Ambient conditions

Degree of protection	IP20 (not assessed by UL)
Ambient temperature (operation)	-40 °C ... 60 °C (Any mounting position) -40 °C ... 70 °C (Derating)
Ambient temperature (storage/transport)	-40 °C ... 85 °C
Permissible humidity (operation)	10 % ... 95 % (non-condensing)
Permissible humidity (storage/transport)	5 % ... 95 % (non-condensing)

Altitude range (≤ 2000 m)

Altitude	≤ 2000 m (The technical data refers to altitudes ≤2000 m above mean sea level. For altitudes >2000 m above mean sea level, refer to the data sheet.)
Ambient temperature (operation)	-40 °C ... 60 °C -40 °C ... 70 °C (Derating)
Rated insulation voltage	253 V AC (Power supply, input / output) 125 V DC (Power supply, input / output)

Altitude range (≤ 3000 m)

Height range	> 2000 m ... 3000 m
Ambient temperature (operation)	-40 °C ... 54 °C -40 °C ... 63 °C (Derating)
Rated insulation voltage	190 V AC (Power supply, input / output) 110 V DC (Power supply, input / output)

Altitude range (≤ 4000 m)

Height range	> 3000 m ... 4000 m
Ambient temperature (operation)	-40 °C ... 48 °C

2865434

<https://www.phoenixcontact.com/us/products/2865434>

	-40 °C ... 56 °C (Derating)
Rated insulation voltage	60 V AC/DC (Power supply, input / output)
Altitude range (≤ 5000 m)	
Height range	> 4000 m ... 5000 m
Ambient temperature (operation)	-40 °C ... 42 °C
	-40 °C ... 49 °C (Derating)
Rated insulation voltage	60 V AC/DC (Power supply, input / output)

Approvals

CE

Certificate	CE-compliant
Note	and EN 61326

ATEX

Identification	Ⓜ II (1) G [Ex ia Ga] IIC
	Ⓜ II (1) D [Ex ia Da] IIIC
	Ⓜ II 3 (1) G Ex ec [ia Ga] nC IIC T4 Gc
	Ⓜ I (M1) [Ex ia Ma] I
Certificate	IBExU 07 ATEX 1069 X

IECEX

Identification	[Ex ia Ga] IIC
	[Ex ia Da] IIIC
	Ex ec [ia Ga] nC IIC T4 Gc
	[Ex ia Ma] I
Certificate	IECEX IBE 08.0001X

CCC / China-Ex

Identification	[Ex ia Ga] IIC
	[Ex ia Da] IIIC
	Ex ec nC [ia Ga] IIC T4 Gc
Certificate	2022122316115975

UL, USA/Canada

Identification	UL 61010 Listed
	Class I, Div. 2, Groups A, B, C, D T4
	Class I, Div. 2, Groups IIC, IIB, IIA T4
	Associated apparatus for use in Class I, Division 1, Groups A,B,C,D
	Associated apparatus for use in Class II, Div.1 Groups E,F,G
	Associated apparatus for use in Class III, Division 1
	Associated apparatus for use in Class I, Zone 0,1,2, Groups IIC,IIB,IIA
Certificate	Ⓜ-Ⓜ C.D.-No 83104549

KC-s

MACX MCR-EX-SL-NAM-R - Isolation switch amplifier



2865434

<https://www.phoenixcontact.com/us/products/2865434>

Identification	[Ex ia] IIC/IIB
Certificate	17-KA4BO-0408X

Shipbuilding approval

Certificate	DNV GL TAA00000AG
-------------	-------------------

Safety Integrity Level (SIL, IEC 61508)

Identification	2
Certificate	IN-AT-AS-MRL-24-00163

Systematic Capability

Identification	3
----------------	---

INMETRO

Identification	[Ex ia Ga] IIC
	[Ex ia Da] IIC
	Ex ec nC [ia Ga] IIC T4 Gc
	[Ex ia Ma] I
Certificate	DNV 18.0114 X

Shipbuilding data

Temperature	B
Humidity	B
Vibration	A
EMC	B
Enclosure	Required protection according to the Rules shall be provided upon installation on board

EMC data

Electromagnetic compatibility	Conformance with EMC directive
Noise immunity	EN 61000-6-2
	EN 61326

Noise emission

Standards/regulations	EN 61000-6-4
-----------------------	--------------

Standards and regulations

Electrical isolation	3-way isolation
----------------------	-----------------

GB Standard

Standards/regulations	GB/T 3836.1
	GB/T 3836.3
	GB/T 3836.4
	GB/T 3836.8

Mounting

Mounting type	DIN rail mounting
---------------	-------------------

MACX MCR-EX-SL-NAM-R - Isolation switch amplifier



2865434

<https://www.phoenixcontact.com/us/products/2865434>

Drawings

Dimensional drawing



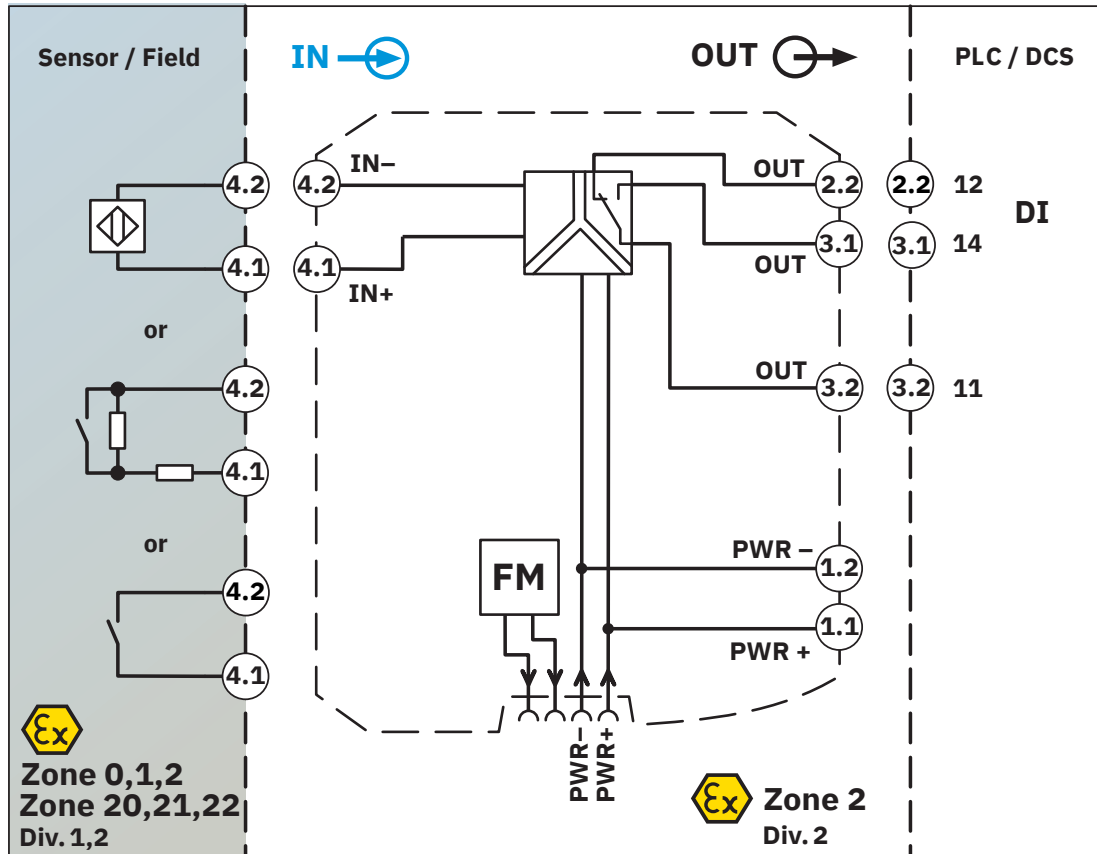
MACX MCR-EX-SL-NAM-R - Isolation switch amplifier



2865434

<https://www.phoenixcontact.com/us/products/2865434>

Block diagram



2865434

<https://www.phoenixcontact.com/us/products/2865434>

Approvals

🔗 To download certificates, visit the product detail page: <https://www.phoenixcontact.com/us/products/2865434>

 **UL Listed**
Approval ID: E330267


 **cUL Listed**
Approval ID: E330267


Functional Safety
Approval ID: 07-06-39 R005 V2R2

DNV
Approval ID: TAA00000AG

ECAS
Approval ID: 163683 E25 08 169506

TUEV Austria FS
Approval ID: IN-AT-AS-24-00163

 **EAC Ex**
Approval ID: TR TS_S_103.01.00078

 **IECEx**
Approval ID: IECEx IBE 08.0001X

 **cUL Listed**
Approval ID: E199827

 **UL Listed**
Approval ID: E199827

 **ATEX**
Approval ID: IBEU07ATEX1069

MACX MCR-EX-SL-NAM-R - Isolation switch amplifier



2865434

<https://www.phoenixcontact.com/us/products/2865434>

INMETRO

Approval ID: DNV 18.0114 X



KC-s

Approval ID: 17-KA4BO-0408X



CCC

Approval ID: 2022122316115975

2865434

<https://www.phoenixcontact.com/us/products/2865434>

Classifications

ECLASS

ECLASS-13.0	27210121
ECLASS-14.0 ASSET	27250101
ECLASS-15.0	27210121
ECLASS-15.0 ASSET	27250101

ETIM

ETIM 10.0	EC001485
-----------	----------

UNSPSC

UNSPSC 21.0	39121000
-------------	----------

2865434

<https://www.phoenixcontact.com/us/products/2865434>

Environmental product compliance

EU RoHS

Fulfills EU RoHS substance requirements	Yes
Exemption	7(a), 7(c)-I

China RoHS

Environment friendly use period (EFUP)	EFUP-50
	An article-related China RoHS declaration table can be found in the download area for the respective article under "Manufacturer declaration". For all articles with EFUP-E, no China RoHS declaration table issued and required.

EU REACH SVHC

REACH candidate substance (CAS No.)	Lead(CAS: 7439-92-1)
	2,2',6,6'-tetrabromo-4,4'-isopropylidenediphenol(CAS: 79-94-7)
SCIP	d36d9a7e-6ac6-4122-8f6a-c1ce7f021d65

Phoenix Contact 2026 © - all rights reserved
<https://www.phoenixcontact.com>

Phoenix Contact USA
 586 Fulling Mill Road
 Middletown, PA 17057, United States
 (+717) 944-1300
info@phoenixcon.com