

# REL-MR- 48DC/21-21 - Single relay



2834834

<https://www.phoenixcontact.com/us/products/2834834>

Please be informed that the data shown in this PDF document is generated from our online catalog. Please find the complete data in the user documentation. Our general terms of use for downloads are valid.

Plug-in miniature power relay, with power contact, 2 changeover contacts, input voltage 48 V DC



## Your advantages

- RT III-proof (wash-proof)
- Switching current of up to 8 A

## Commercial data

Item number	2834834
Packing unit	10 pc
Minimum order quantity	10 pc
Sales key	C460
Product key	DK6935
GTIN	4046356118910
Weight per piece (including packing)	16.27 g
Weight per piece (excluding packing)	15.26 g
Customs tariff number	85364190
Country of origin	AT

# REL-MR- 48DC/21-21 - Single relay



2834834

<https://www.phoenixcontact.com/us/products/2834834>

## Technical data

### Product properties

Product type	Single relay
Operating mode	100% operating factor
Mechanical service life	3x 10 <sup>7</sup> cycles

### Insulation characteristics

Overvoltage category	III
Pollution degree	3

### Data management status

Date of last data management	01.04.2026
------------------------------	------------

### Electrical properties

Service life electrical	see diagram
Maximum power dissipation for nominal condition	0.42 W
Test voltage (Winding/contact)	5 kV AC (50 Hz, 1 min.)
Test voltage (Contact/contact)	2.5 kV AC (50 Hz, 1 min.)
Test voltage (open contact)	1 kV (50 Hz, 1 min.)

### Input data

#### Coil side

Nominal input voltage U <sub>N</sub>	48 V DC
Input voltage range	31.2 V DC ... 119 V DC
Drive and function	monostable
Drive (polarity)	non-polarized
Typical input current at U <sub>N</sub>	8.7 mA
Typical response time	7 ms
Typical release time	3 ms
Coil resistance	5520 Ω ±10 % (at 20 °C)

### Output data

#### Switching

Contact switching type	2 changeover contacts
Type of switch contact	Single contact
Contact material	AgNi
Maximum switching voltage	250 V AC/DC
Minimum switching voltage	5 V (at 10 mA)
Limiting continuous current	8 A
Maximum inrush current	25 A (20 ms)
Min. switching current	10 mA (At 5 V)
	190 W (at 24 V DC)

# REL-MR- 48DC/21-21 - Single relay



2834834

<https://www.phoenixcontact.com/us/products/2834834>

Interrupting rating (ohmic load) max.	85 W (at 48 V DC)
	60 W (at 60 V DC)
	40 W (at 110 V DC)
	60 W (at 220 V DC)
	2000 VA (for 250 V AC)
Motor load according to UL 508	1/4 HP, 120 V AC
	1/2 HP, 240 V AC

## Connection data

Connection method	Plug / solder connection
-------------------	--------------------------

## Dimensions

### Item dimensions

Width	12.7 mm
Height	29 mm
Depth	15.7 mm

## Material specifications

Color	white (RAL 9010)
-------	------------------

## Environmental and real-life conditions

### Ambient conditions

Degree of protection	RT III
Ambient temperature (operation)	-40 °C ... 85 °C

## Approvals

### Corrosive gas test

Identification	ISA-S71.04. G3 Harsh Group
	EN 60068-2-60

## Standards and regulations

Standards/regulations	IEC 60664
	EN 50178
	EN 61810-1

## Mounting

Assembly note	Can be aligned without spacing (> 70 °C ≥ 2.5 mm)
Mounting position	any

# REL-MR- 48DC/21-21 - Single relay

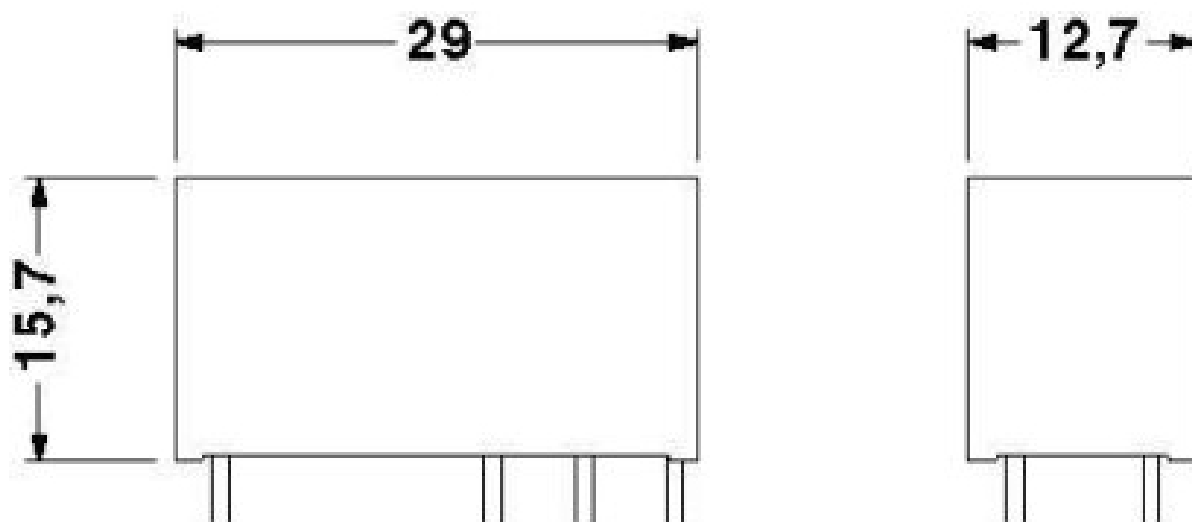
2834834

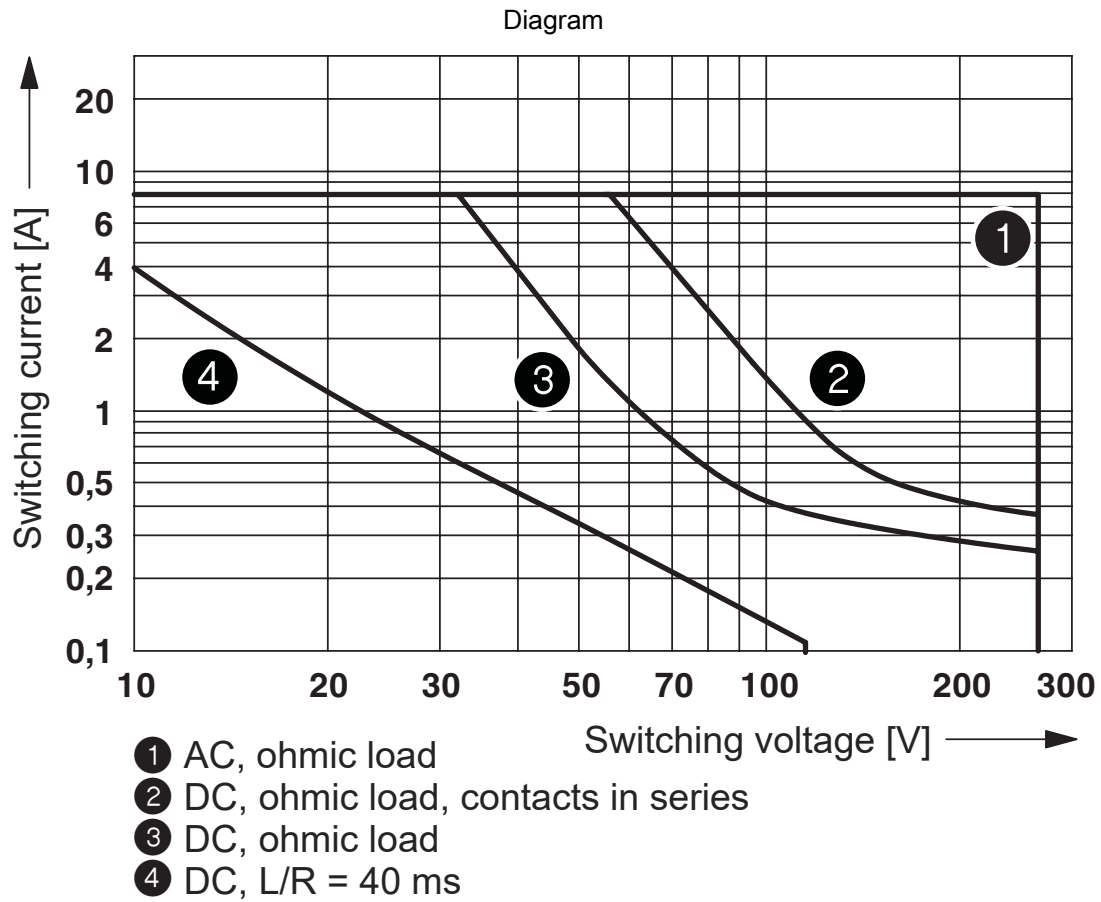
<https://www.phoenixcontact.com/us/products/2834834>



## Drawings

### Dimensional drawing





Interrupting rating

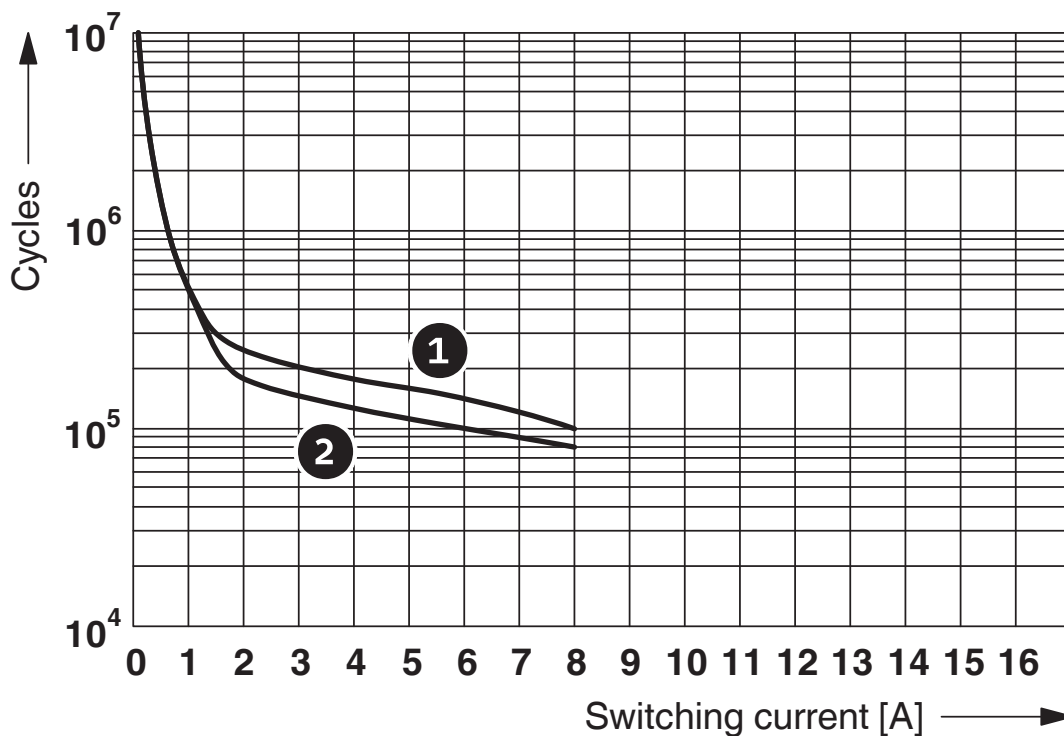
# REL-MR- 48DC/21-21 - Single relay



2834834

<https://www.phoenixcontact.com/us/products/2834834>

Diagram



- ① 250 V AC, ohmic load (DC coils)
- ② 250 V AC, ohmic load (AC coils)

Electrical service life

Diagram



Service life reduction factor with various cos phi

2834834

<https://www.phoenixcontact.com/us/products/2834834>

Diagram



Permissible humidity for operation and storage.

The maximum permissible ambient temperature as specified in the data sheet must be observed.

Area A: Ice buildup at ambient temperatures  $\leq 0^\circ\text{C}$  must be prevented

Area B: Condensation at ambient temperatures  $> 0^\circ\text{C}$  must be prevented

On 30 full days that are naturally distributed across an entire year, a humidity level of 95% is permissible at an ambient temperature  $\leq 25^\circ\text{C}$ .

Circuit diagram



# REL-MR- 48DC/21-21 - Single relay



2834834

<https://www.phoenixcontact.com/us/products/2834834>

## Approvals

To download certificates, visit the product detail page: <https://www.phoenixcontact.com/us/products/2834834>



**cUL Recognized**

Approval ID: FILE E 522914



**UL Recognized**

Approval ID: FILE E 522914



**EAC**

Approval ID: RU\*C-DE.\*08.B.00010



**VDE Zeichengenehmigung**

Approval ID: 40048281



**VDE Zeichengenehmigung**

Approval ID: 40007758



**cULus Recognized**

Approval ID: E172140

# REL-MR- 48DC/21-21 - Single relay



2834834

<https://www.phoenixcontact.com/us/products/2834834>

## Classifications

### ECLASS

ECLASS-13.0	27371601
ECLASS-15.0	27371601

### ETIM

ETIM 10.0	EC001437
-----------	----------

### UNSPSC

UNSPSC 21.0	39122300
-------------	----------

# REL-MR- 48DC/21-21 - Single relay



2834834

<https://www.phoenixcontact.com/us/products/2834834>

## Environmental product compliance

### EU RoHS

Fulfills EU RoHS substance requirements	Yes, No exemptions
---	--------------------

### China RoHS

Environment friendly use period (EFUP)	EFUP-E
	No hazardous substances above the limits

### EU REACH SVHC

REACH candidate substance (CAS No.)	No substance above 0.1 wt%
-------------------------------------	----------------------------

### EF3.1 Climate Change

CO2e kg	0.127 kg CO2e
---------	---------------

Phoenix Contact 2026 © - all rights reserved  
<https://www.phoenixcontact.com>

Phoenix Contact USA  
586 Fulling Mill Road  
Middletown, PA 17057, United States  
(+717) 944-1300  
[info@phoenixcon.com](mailto:info@phoenixcon.com)