

LIT 2X1-24 - Surge protection device



2804636

<https://www.phoenixcontact.com/us/products/2804636>

Please be informed that the data shown in this PDF document is generated from our online catalog. Please find the complete data in the user documentation. Our general terms of use for downloads are valid.



Surge protection in one-piece 6.2 mm wide DIN rail module for two conductors with common reference potential.

Your advantages

- Space saving with a narrow overall width of just 6 mm
- Cost-optimized with tailored product features
- Universal use with extended nominal voltage range

Commercial data

Item number	2804636
Packing unit	10 pc
Minimum order quantity	1 pc
Sales key	CL02
Product key	CL2211
GTIN	4046356428316
Weight per piece (including packing)	54.12 g
Weight per piece (excluding packing)	53.46 g
Customs tariff number	85363010
Country of origin	DE

LIT 2X1-24 - Surge protection device

2804636

<https://www.phoenixcontact.com/us/products/2804636>

Technical data

Product properties

Product type	Surge protection for MCR technology
Product family	LINETRAB
IEC test classification	C1
	C2
	C3
	D1
Type	DIN rail module, one-piece
Surge protection fault message	none

Insulation characteristics

Overvoltage category	III
Pollution degree	2

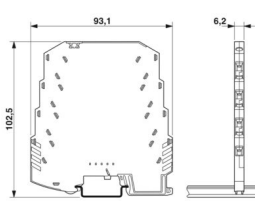
Electrical properties

Nominal voltage U_N	24 V DC
-----------------------	---------

Connection data

Connection method	Screw connection
Screw thread	M3
Tightening torque	0.8 Nm
Conductor cross-section flexible	0.2 mm ² ... 2.5 mm ²
Conductor cross-section rigid	0.2 mm ² ... 2.5 mm ²
Conductor cross-section AWG	24 ... 14

Dimensions

Dimensional drawing	
Width	6.2 mm
Height	93.1 mm
Depth	102.5 mm (incl. DIN rail 7.5 mm)

Material specifications

Color	anthracite gray (RAL 7016)
Flammability rating according to UL 94	V-0
Insulating material	PBT
Housing material	PBT

LIT 2X1-24 - Surge protection device



2804636

<https://www.phoenixcontact.com/us/products/2804636>

Mechanical properties

Mechanical data

Open side panel	No
-----------------	----

Protective circuit

Direction of action	Line-Earth Ground
Nominal voltage U_N	24 V DC
Maximum continuous operating voltage U_C	36 V DC
	25 V AC
Rated current	350 mA (40 °C)
Operating effective current I_C at U_C	$\leq 2 \mu\text{A}$
Protective conductor current I_{PE}	$\leq 4 \mu\text{A}$
Nominal discharge current I_n (8/20) μs (line-ground)	5 kA
Pulse discharge current I_{imp} (10/350) μs (line-earth)	500 A
	1 kA (in total)
Total discharge current I_{Total} (8/20) μs	10 kA
	20 kA (1x)
Max. discharge current I_{max} (8/20) μs maximum (line-line)	10 kA
Max. discharge current I_{max} (8/20) μs maximum (line-earth)	20 kA (in total)
Nominal pulse current I_{an} (10/1000) μs (line-earth)	50 A
	100 A (in total)
Output voltage limitation at 1 kV/ μs (line-earth) spike	$\leq 60 \text{ V}$
Residual voltage at I_n (conductor-ground)	$\leq 50 \text{ V}$
Residual voltage with I_{an} (10/1000) μs (line-earth)	$\leq 60 \text{ V}$
Voltage protection level U_p (line-earth)	$\leq 60 \text{ V}$ (C1 - 500 V / 250 A)
	$\leq 95 \text{ V}$ (C2 - 10 kV / 5 kA)
	$\leq 55 \text{ V}$ (C3 - 10 A)
	$\leq 55 \text{ V}$ (C3 - 50 A)
	$\leq 250 \text{ V}$ (D1 - 500 A)
Response time t_A (line-earth)	$\leq 1 \text{ ns}$
Input attenuation aE, asym.	typ. 0.3 dB (1 MHz/50 Ω)
	typ. 0.2 dB (350 kHz/150 Ω)
Cut-off frequency f_g (3 dB), asym. (PE) in 50 Ω system	typ. 6 MHz
Cut-off frequency f_g (3 dB), asym. (PE) in 150 Ω system	typ. 2 MHz
Capacity	$\leq 1.3 \text{ nF}$ (per channel)
Resistance per path	3.3 Ω 20 %
Surge protection fault message	none
Max. required back-up fuse	315 mA (T)
Impulse durability (line-earth)	C1 - 500 V / 250 A
	C2 - 10 kV / 5 kA
	C3 - 50 A
	D1 - 500 A
Alternating current carrying capacity (line-earth)	5 A - 1 s

LIT 2X1-24 - Surge protection device



2804636

<https://www.phoenixcontact.com/us/products/2804636>

Environmental and real-life conditions

Ambient conditions

Degree of protection	IP20
Ambient temperature (operation)	-40 °C ... 80 °C
Ambient temperature (storage/transport)	-40 °C ... 80 °C
Altitude	≤ 2000 m (amsl)

Standards and regulations

Standards/specifications	IEC 61643-21
Note	A2:2012
Standards/specifications	EN 61643-21
Note	2001 + A1:2009 + A2:2013

Mounting

Mounting type	DIN rail: 35 mm
---------------	-----------------

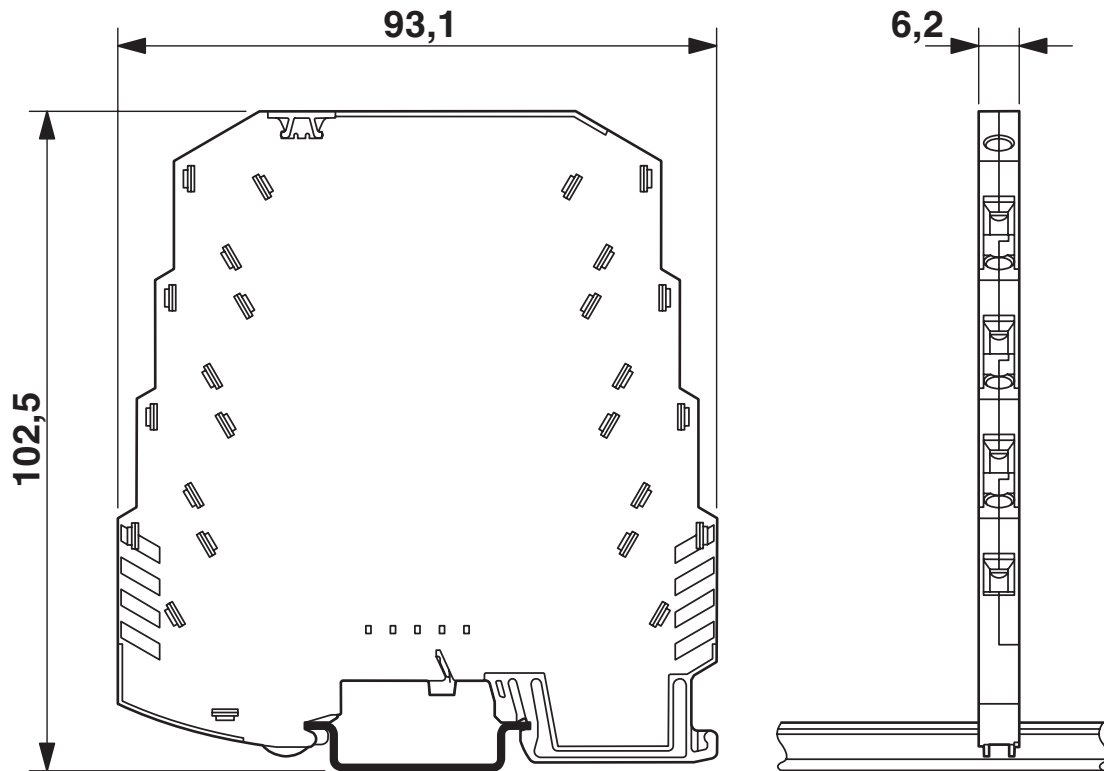
LIT 2X1-24 - Surge protection device

2804636

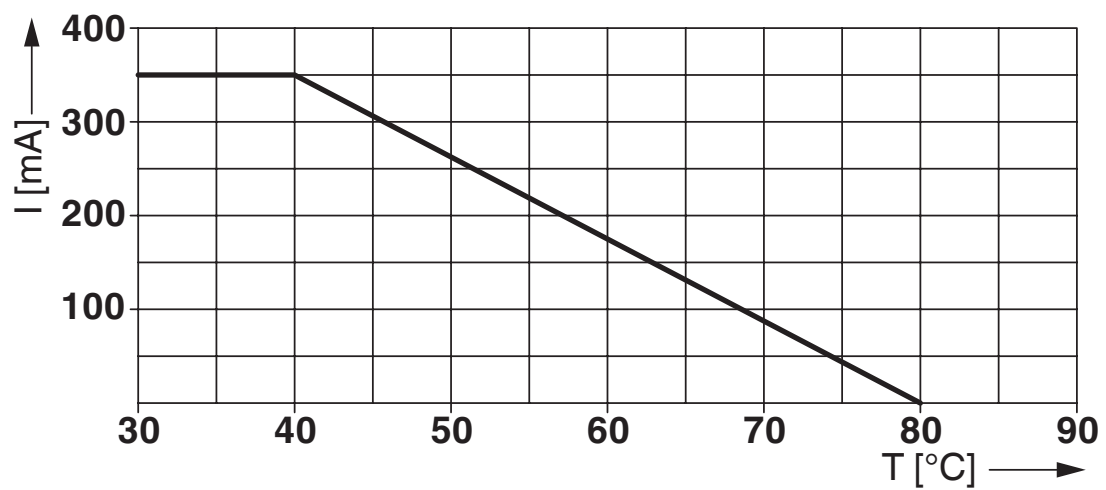
<https://www.phoenixcontact.com/us/products/2804636>

Drawings

Dimensional drawing



Diagram



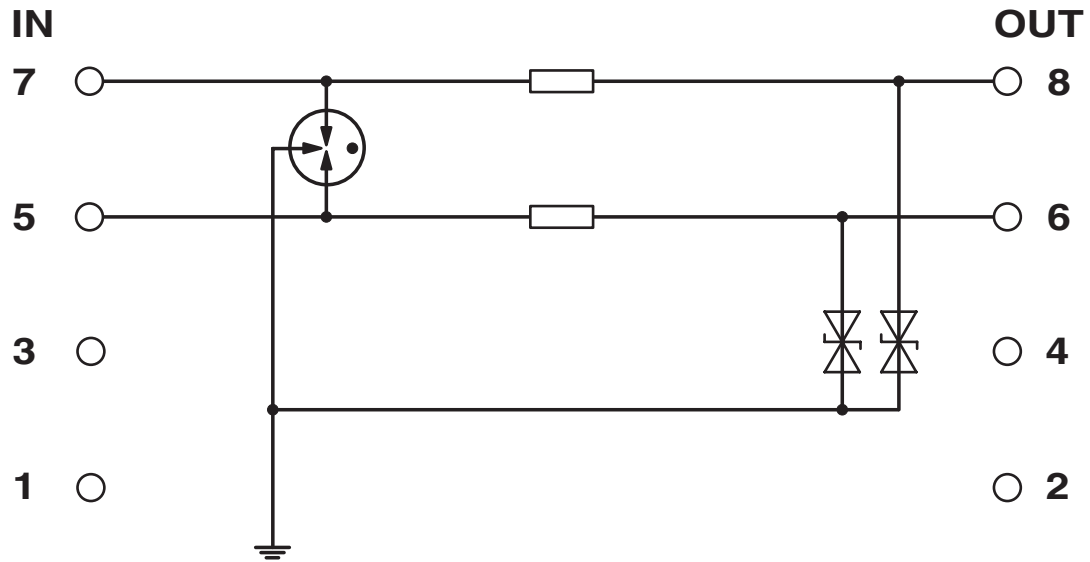
LIT 2X1-24 - Surge protection device

2804636

<https://www.phoenixcontact.com/us/products/2804636>



Circuit diagram




LIT 2X1-24 - Surge protection device



2804636

<https://www.phoenixcontact.com/us/products/2804636>

Approvals

 To download certificates, visit the product detail page: <https://www.phoenixcontact.com/us/products/2804636>



DNV GL

Approval ID: TAE00001N8



UL Listed

Approval ID: FILE E 138168

UAE-RoHS

Approval ID: 23-10-88889

LIT 2X1-24 - Surge protection device



2804636

<https://www.phoenixcontact.com/us/products/2804636>

Classifications

ECLASS

ECLASS-13.0	27171501
ECLASS-15.0	27171501

ETIM

ETIM 10.0	EC001466
-----------	----------

UNSPSC

UNSPSC 21.0	39121600
-------------	----------

LIT 2X1-24 - Surge protection device



2804636

<https://www.phoenixcontact.com/us/products/2804636>

Environmental product compliance

EU RoHS

Fulfills EU RoHS substance requirements	Yes
Exemption	7(a), 7(c)-I

China RoHS

Environment friendly use period (EFUP)	EFUP-50
	An article-related China RoHS declaration table can be found in the download area for the respective article under "Manufacturer declaration". For all articles with EFUP-E, no China RoHS declaration table issued and required.

EU REACH SVHC

REACH candidate substance (CAS No.)	Lead(CAS: 7439-92-1)
SCIP	c39ddbfe-1fd3-4714-8585-882fac004681

Phoenix Contact 2026 © - all rights reserved

<https://www.phoenixcontact.com>

Phoenix Contact USA
586 Fulling Mill Road
Middletown, PA 17057, United States
(+717) 944-1300
info@phoenixcon.com