

VAL-MS-T1/T2 175/12.5/1+1-FM - Lightning/surge arrester type 1/2



2800674

<https://www.phoenixcontact.com/us/products/2800674>

Please be informed that the data shown in this PDF document is generated from our online catalog. Please find the complete data in the user documentation. Our general terms of use for downloads are valid.



Universal varistor-based plug-in lightning/surge arrester for 1-phase power supply networks with separate N and PE (3-conductor system: L1, N, PE), with remote indication contact.

Commercial data

Item number	2800674
Packing unit	1 pc
Note	Made to order (non-returnable)
Sales key	CL18
Product key	CL1151
GTIN	4046356624336
Weight per piece (including packing)	325.6 g
Weight per piece (excluding packing)	325.6 g
Customs tariff number	85363030
Country of origin	DE

VAL-MS-T1/T2 175/12.5/1+1-FM - Lightning/surge arrester type 1/2



2800674

<https://www.phoenixcontact.com/us/products/2800674>

Technical data

Notes

General

Note	Nominal voltage UN = 120 V AC/240 V AC split-phase (separate GND)
------	---

Product properties

Product type	Arrester combination
Product family	VALVETRAB MS
IEC test classification	I / II
	I
	T1 / T2
	T1
EN type	T1 / T2
	T1
IEC power supply system	TT
	TN-C
	TN-S
Type	DIN rail module, two-section, divisible
Surge protection fault message	Optical, remote indicator contact
Number of ports	One

Insulation characteristics

Overvoltage category	III
Pollution degree	2

Electrical properties

Nominal frequency f_N	50 Hz (60 Hz)
-------------------------	---------------

Indicator/remote signaling

Connection name	Remote fault indicator contact
Switching function	Changeover contact
Operating voltage	5 V AC ... 250 V AC
	30 V DC
Operating current	5 mA AC ... 1.5 A AC
	1 A DC

Connection data

Connection method	Screw connection
Screw thread	M5
Tightening torque	3 Nm (1.5 mm ² ... 16 mm ²)
	4.5 Nm (25 mm ² ... 35 mm ²)

VAL-MS-T1/T2 175/12.5/1+1-FM - Lightning/surge arrester type 1/2

2800674

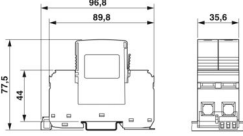
<https://www.phoenixcontact.com/us/products/2800674>

Stripping length	16 mm
Conductor cross-section flexible	1.5 mm ² ... 25 mm ²
Conductor cross-section rigid	1.5 mm ² ... 35 mm ²
Conductor cross-section AWG	15 ... 2
Connection method	Fork-type cable lug
Conductor cross-section flexible	1.5 mm ² ... 16 mm ²

Remote fault indicator contact

Connection method	Plug-in/screw connection via COMBICON
Screw thread	M2
Tightening torque	0.25 Nm
Stripping length	7 mm
Conductor cross-section flexible	0.14 mm ² ... 1.5 mm ²
Conductor cross-section rigid	0.14 mm ² ... 1.5 mm ²
Conductor cross-section AWG	28 ... 16

Dimensions

Dimensional drawing	
Width	35.6 mm
Height	96.8 mm
Depth	77.5 mm (incl. DIN rail 7.5 mm)
Horizontal pitch	2 Div.

Material specifications

Flammability rating according to UL 94	V-0
CTI value of material	600
Insulating material	PA 6.6/PBT
Material group	I
Housing material	PA 6.6 PBT

Mechanical properties

Mechanical data

Open side panel	No
-----------------	----

Protective circuit

Mode of protection	L-N
	L-PE
	N-PE

VAL-MS-T1/T2 175/12.5/1+1-FM - Lightning/surge arrester type 1/2



2800674

<https://www.phoenixcontact.com/us/products/2800674>

Direction of action	1L-N & N-PE
Nominal voltage U_N	120 V AC (TN-S)
	120 V AC (TT)
Nominal frequency f_N	50 Hz (60 Hz)
Maximum continuous operating voltage U_C (L-N)	175 V AC
Maximum continuous operating voltage U_C (L-PE)	175 V AC
Maximum continuous operating voltage U_C (N-PE)	264 V AC
Rated load current I_L	80 A
Protective conductor current I_{PE}	$\leq 5 \mu A$
Standby power consumption P_C	$\leq 140 \text{ mVA}$
Nominal discharge current I_n (8/20) μs (L-N)	12.5 kA
Nominal discharge current I_n (8/20) μs (L-PE)	12.5 kA
Nominal discharge current I_n (8/20) μs (N-PE)	50 kA
Maximum discharge current I_{max} (8/20) μs	50 kA
Impulse discharge current (10/350) μs (L-N), charge	6.25 As
Impulse discharge current (10/350) μs (L-N), specific energy	39 kJ/ Ω
Impulse discharge current (10/350) μs (L-N), peak current value I_{imp}	12.5 kA
Impulse discharge current (10/350) μs (L-PE), charge	6.25 As
Impulse discharge current (10/350) μs (L-PE), specific energy	39 kJ/ Ω
Impulse discharge current (10/350) μs (L-PE), peak current value I_{imp}	12.5 kA
Impulse discharge current (10/350) μs (N-PE), charge	25 As
Impulse discharge current (10/350) μs (N-PE), specific energy	625 kJ/ Ω
Impulse discharge current (10/350) μs (N-PE), peak current value I_{imp}	50 kA
Total discharge current I_{Total} (8/20) μs	50 kA
Total discharge current I_{Total} (10/350) μs	25 kA
Follow current interrupt rating I_{fi} (N-PE)	100 A
Short-circuit current rating I_{SCCR}	25 kA
Voltage protection level U_p (L-N)	$\leq 0.8 \text{ kV}$
Voltage protection level U_p (L-PE)	$\leq 2 \text{ kV}$
Voltage protection level U_p (N-PE)	$\leq 1.7 \text{ kV}$
Residual voltage U_{res} (L-N)	$\leq 0.8 \text{ kV}$ (at I_n)
	$\leq 0.65 \text{ kV}$ (at 10 kA)
	$\leq 0.6 \text{ kV}$ (at 5 kA)
	$\leq 0.5 \text{ kV}$ (at 3 kA)
Residual voltage U_{res} (L-PE)	$\leq 2 \text{ kV}$ (at I_n)
	$\leq 1.5 \text{ kV}$ (at 10 kA)
	$\leq 1.4 \text{ kV}$ (at 5 kA)
	$\leq 1.3 \text{ kV}$ (at 3 kA)
Residual voltage U_{res} (N-PE)	$\leq 0.6 \text{ kV}$ (at I_n)
	$\leq 0.5 \text{ kV}$ (at 10 kA)

VAL-MS-T1/T2 175/12.5/1+1-FM - Lightning/surge arrester type 1/2



2800674

<https://www.phoenixcontact.com/us/products/2800674>

	≤ 0.5 kV (at 5 kA)
	≤ 0.4 kV (at 3 kA)
TOV behavior at U_T (L-N)	208 V AC (5 s / withstand mode) 229 V AC (120 min / withstand mode)
TOV behavior at U_T (N-PE)	1200 V AC (200 ms / withstand mode)
Response time t_A (L-N)	≤ 25 ns
Response time t_A (L-PE)	≤ 100 ns
Response time t_A (N-PE)	≤ 100 ns
Max. backup fuse with V-type through wiring	80 A (gG - 16 mm ²)
Max. backup fuse with branch wiring	160 A (gG)

Environmental and real-life conditions

Ambient conditions

Degree of protection	IP20 (only when all terminal points are used)
Ambient temperature (operation)	-40 °C ... 80 °C
Ambient temperature (storage/transport)	-40 °C ... 80 °C
Altitude	≤ 2000 m (amsl)
Permissible humidity (operation)	5 % ... 95 %
Shock (operation)	30g (Half-sine / 11 ms / 3x ±X, ±Y, ±Z)
Vibration (operation)	7.5g (10 ... 500 Hz / 2.5 h / X, Y, Z)

Approvals

UL specifications

Maximum continuous operating voltage MCOV (L-N)	175 V AC
Maximum continuous operating voltage MCOV (L-G)	175 V AC
Maximum continuous operating voltage MCOV (N-G)	264 V AC
Nominal discharge current I_n (L-N)	20 kA
Nominal discharge current I_n (L-G)	20 kA
Nominal discharge current I_n (N-G)	20 kA
Mode of protection	L-N L-G N-G
Nominal voltage	120 V AC
Power distribution system	Single phase
Nominal frequency	50/60 Hz
Measured limiting voltage MLV (L-N)	2200 V
Measured limiting voltage MLV (L-G)	3160 V
Measured limiting voltage MLV (N-G)	2600 V
SPD Type	4CA

UL indicator/remote signaling

Operating voltage	125 V AC
-------------------	----------

VAL-MS-T1/T2 175/12.5/1+1-FM - Lightning/surge arrester type 1/2



2800674

<https://www.phoenixcontact.com/us/products/2800674>

AC operating current	1 A AC
----------------------	--------

UL connection data

Tightening torque	30 lb _F in.
Conductor cross-section AWG	10 ... 2

Standards and regulations

Standards/specifications	IEC 61643-11
Note	2011
Standards/specifications	EN 61643-11
Note	2012

Mounting

Mounting type	DIN rail: 35 mm
---------------	-----------------

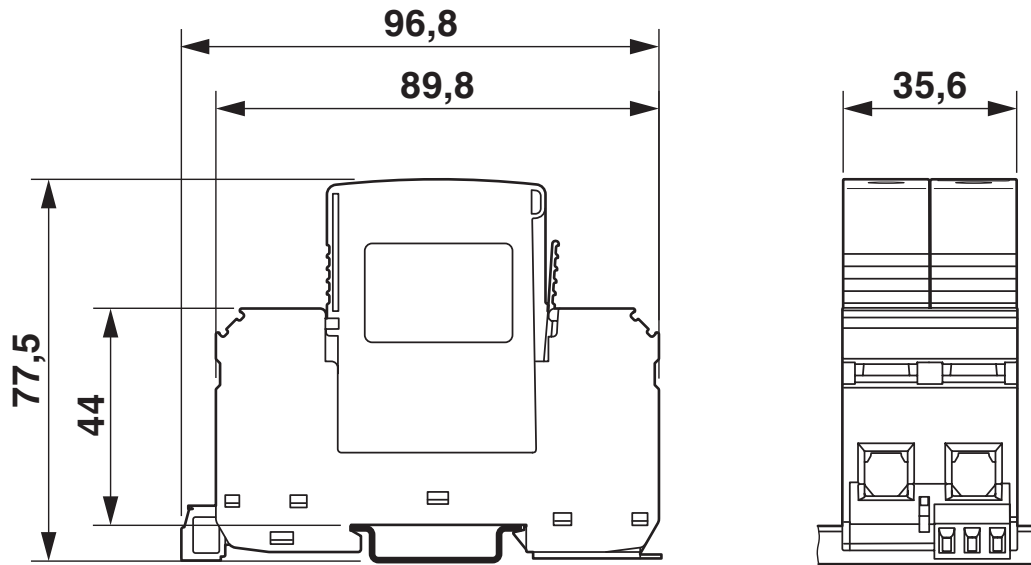
VAL-MS-T1/T2 175/12.5/1+1-FM - Lightning/surge arrester type 1/2

2800674

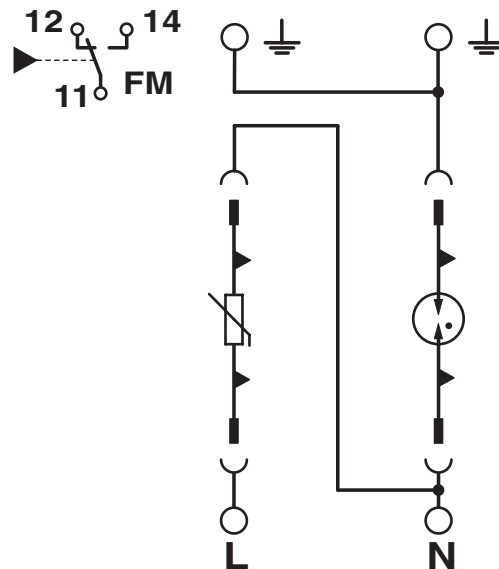
<https://www.phoenixcontact.com/us/products/2800674>

Drawings

Dimensional drawing



Circuit diagram



VAL-MS-T1/T2 175/12.5/1+1-FM - Lightning/surge arrester type 1/2



2800674

<https://www.phoenixcontact.com/us/products/2800674>

Environmental product compliance

EU RoHS

Fulfills EU RoHS substance requirements	Yes, No exemptions
---	--------------------

China RoHS

Environment friendly use period (EFUP)	EFUP-50
	An article-related China RoHS declaration table can be found in the download area for the respective article under "Manufacturer declaration". For all articles with EFUP-E, no China RoHS declaration table issued and required.

EU REACH SVHC

REACH candidate substance (CAS No.)	No substance above 0.1 wt%
-------------------------------------	----------------------------

Phoenix Contact 2026 © - all rights reserved
<https://www.phoenixcontact.com>

Phoenix Contact USA
586 Fulling Mill Road
Middletown, PA 17057, United States
(+717) 944-1300
info@phoenixcon.com