

IB IL 24 DO 8/HD-ECO - Digital module



2702793

<https://www.phoenixcontact.com/us/products/2702793>

Please be informed that the data shown in this PDF document is generated from our online catalog. Please find the complete data in the user documentation. Our general terms of use for downloads are valid.



Inline, Digital output terminal, Digital outputs: 8, 24 V DC, connection technology: 1-conductor, transmission speed in the local bus: 500 kbps, degree of protection: IP20, including Inline connector

Product description

The terminal is designed for use within an Inline station. It is used to output digital signals. Inline ECO terminals are approved for the temperature range from 0°C to +55°C. The electronics base and Inline connector are supplied as standard.

Your advantages

- 8 digital outputs
- Connection of actuators in 1-conductor technology
- Nominal current per output: 500 mA
- Total current of the terminal: 4 A
- Short-circuit and overload-protected outputs

Commercial data

Item number	2702793
Packing unit	1 pc
Minimum order quantity	1 pc
Sales key	DR01
Product key	DRI132
GTIN	4055626355030
Weight per piece (including packing)	74 g
Weight per piece (excluding packing)	84 g
Customs tariff number	85389099
Country of origin	DE

IB IL 24 DO 8/HD-ECO - Digital module

2702793

<https://www.phoenixcontact.com/us/products/2702793>

Technical data

Dimensions

Dimensional drawing	
Width	12.2 mm
Height	119.8 mm
Depth	71.5 mm
Note on dimensions	Housing dimensions

Notes

Note on application

Note on application	Only for industrial use
---------------------	-------------------------

Material specifications

Color (Housing)	green (RAL 6021)
-----------------	------------------

Interfaces

Inline local bus

Number of interfaces	2
Connection method	Inline data jumper
Transmission speed	500 kbps

System properties

Programming data (LocalbusSlave)

Length code (hex)	81
ID code (dec.)	189
Length code (dec)	129
Process data channel	8 bit
Input address area	0 Byte
Output address area	1 Byte
Parameter channel (PCP)	0 Byte
Register length (bus)	8 bit

Fieldbus data telegram (PROFIBUS)

Required parameter data	3 Byte
Required configuration data	4 Byte

IB IL 24 DO 8/HD-ECO - Digital module



2702793

<https://www.phoenixcontact.com/us/products/2702793>

Output data

Digital:

Output name	Digital outputs
Connection method	Spring-cage connection
Connection technology	1-conductor
Number of outputs	8
Protective circuit	Overload protection, short-circuit protection of outputs; electronic
Output voltage	24 V DC ($U_S - 1$ V)
Limitation of the voltage induced on circuit interruption	-45.8 V ... -15 V
Maximum output current per channel	500 mA
Maximum output current per module	4 A
Nominal output voltage	24 V DC
Load min.	10 k Ω
Output voltage when switched off	max. 1 V
Output current when switched off	max. 300 μ A
Nominal load, inductive	12 VA (1.2 H, 48 Ω)
Nominal load, lamp	12 W
Nominal load, ohmic	12 W (48 Ω)
Maximum operating frequency with ohmic nominal load	max. 300 Hz (this switching frequency is limited by the number of bus devices, the structure of the bus, the software used and the control or computer system used)
Reverse voltage resistance to short pulses	Reverse voltage proof
Behavior with overload	Auto restart
Behavior with inductive overload	Output can be destroyed
Behavior at voltage switch-off	The output follows the power supply without delay
Overcurrent shut-down	min. 0.7 A

Product properties

Product type	I/O component
Product family	Inline
Type	modular
Scope of supply	including Inline connector
No. of channels	8
Operating mode	Process data mode with one byte
Diagnostics messages	Short-circuit or overload of the digital outputs Error message in the diagnostic code (bus) and display (2 Hz) via the LED (D) on the module

Insulation characteristics

Overvoltage category	II (IEC 60664-1, EN 60664-1)
Pollution degree	2 (IEC 60664-1, EN 60664-1)

Electrical properties

Maximum power dissipation for nominal condition	0.85 W
---	--------

IB IL 24 DO 8/HD-ECO - Digital module



2702793

<https://www.phoenixcontact.com/us/products/2702793>

Protective circuit	Short-circuit protection, overload protection in the segment circuit; Electronic, for each module
Potentials: Communications power (U_L)	
Supply voltage	7.5 V DC (via voltage jumper)
Current draw	max. 30 mA
Potentials: Segment circuit supply (U_S)	
Supply voltage	24 V DC (via voltage jumper)
Supply voltage range	19.2 V DC ... 30 V DC (including all tolerances, including ripple)
Current draw	max. 4 A
Electrical isolation/isolation of the voltage ranges	
Test voltage: 7.5 V supply (bus logics)/24 V supply (I/O)	500 V AC, 50 Hz, 1 min
Test voltage: 7.5 V supply (bus logic)/functional ground	500 V AC, 50 Hz, 1 min
Test voltage: 24 V supply (I/O) / functional ground	500 V AC, 50 Hz, 1 min

Connection data

Connection technology

Connection name	Inline connector
-----------------	------------------

Inline connector

Connection method	Spring-cage connection
Conductor cross-section, rigid	0.08 mm ² ... 1.5 mm ²
Conductor cross-section, flexible	0.08 mm ² ... 1.5 mm ²
Conductor cross-section AWG	28 ... 16
Stripping length	8 mm

Environmental and real-life conditions

Ambient conditions

Ambient temperature (operation)	0 °C ... 55 °C
Degree of protection	IP20
Air pressure (operation)	70 kPa ... 106 kPa (up to 3000 m above sea level)
Air pressure (storage/transport)	70 kPa ... 106 kPa (up to 3000 m above sea level)
Ambient temperature (storage/transport)	-25 °C ... 85 °C
Permissible humidity (operation)	10 % ... 95 % (non-condensing)
Permissible humidity (storage/transport)	10 % ... 95 % (non-condensing)

Mechanical test

Vibration resistance in accordance with EN 60068-2-6/IEC 60068-2-6	5g
Shock in accordance with EN 60068-2-27/IEC 60068-2-27	25g

Standards and regulations

Protection class	III (IEC 61140, EN 61140, VDE 0140-1)
------------------	---------------------------------------

IB IL 24 DO 8/HD-ECO - Digital module



2702793

<https://www.phoenixcontact.com/us/products/2702793>

Mounting

Mounting type	DIN rail mounting
---------------	-------------------

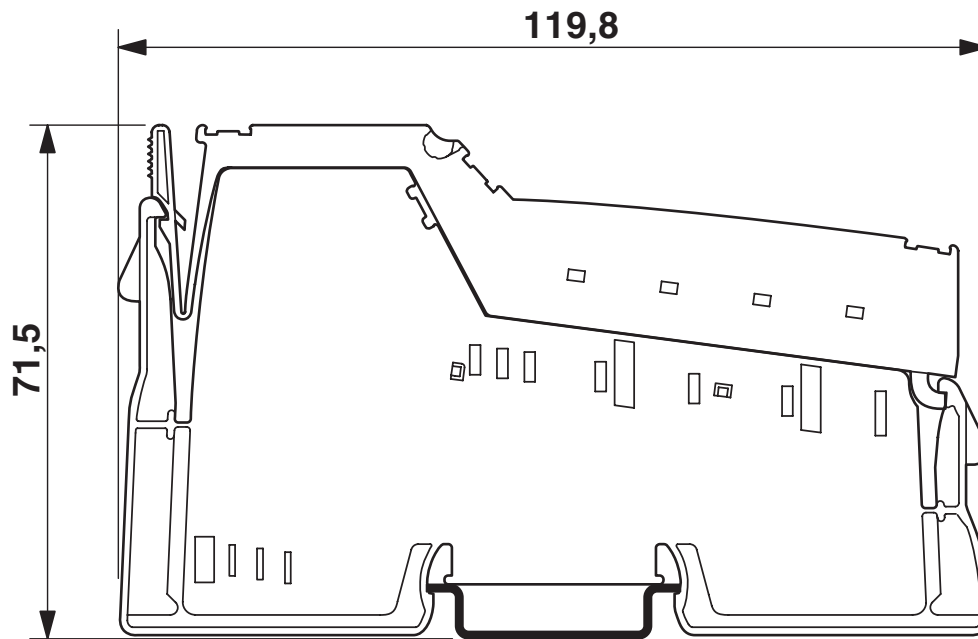
IB IL 24 DO 8/HD-ECO - Digital module

2702793

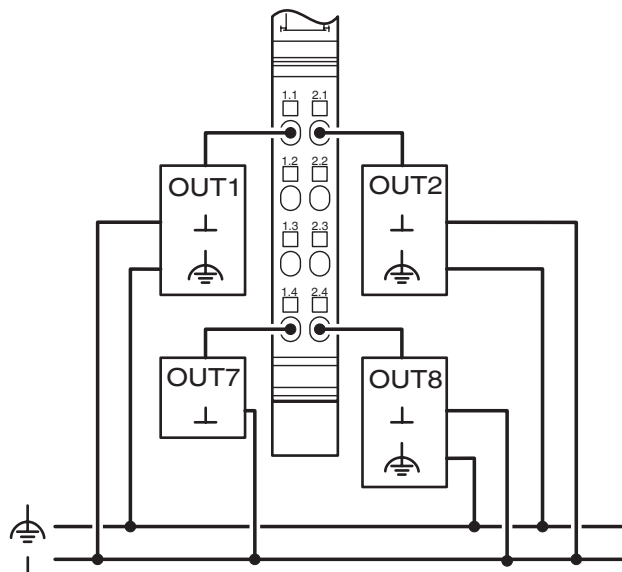
<https://www.phoenixcontact.com/us/products/2702793>

Drawings

Dimensional drawing



Connection diagram



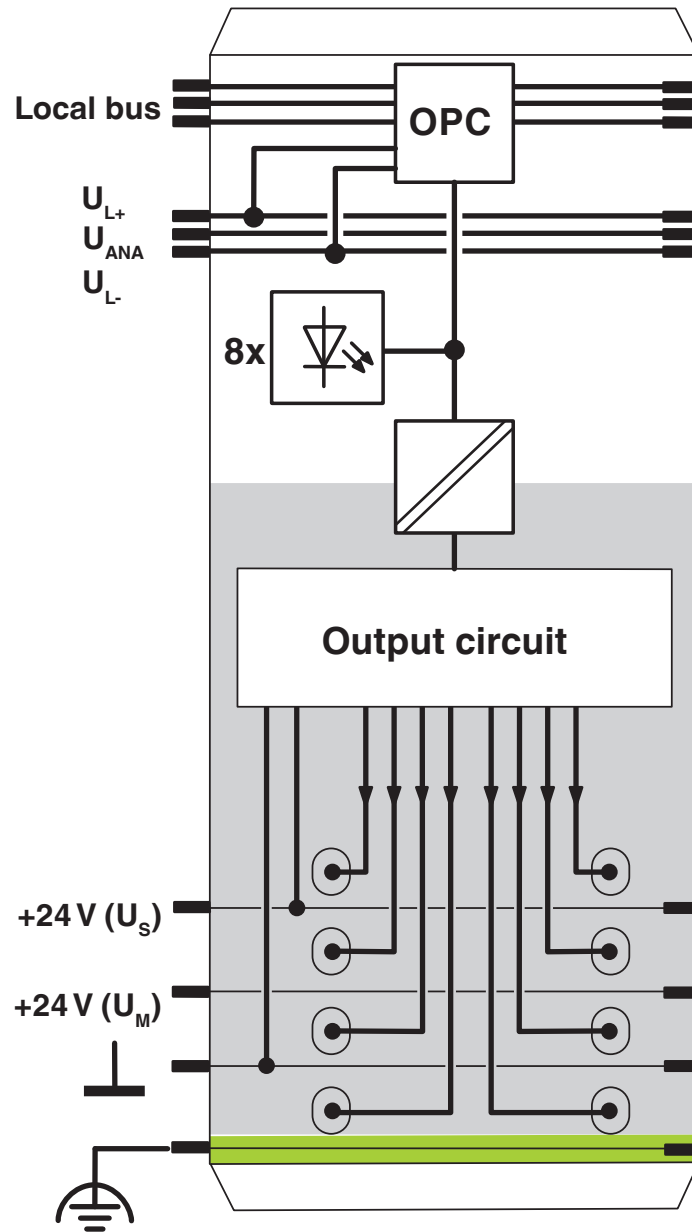
IB IL 24 DO 8/HD-ECO - Digital module

2702793

<https://www.phoenixcontact.com/us/products/2702793>



Block diagram



Internal wiring of the terminal points

IB IL 24 DO 8/HD-ECO - Digital module



2702793

<https://www.phoenixcontact.com/us/products/2702793>

Approvals

To download certificates, visit the product detail page: <https://www.phoenixcontact.com/us/products/2702793>



cULus Listed

Approval ID: E140324

2702793

<https://www.phoenixcontact.com/us/products/2702793>

Classifications

ECLASS

ECLASS-13.0	27242604
ECLASS-15.0	27242604

ETIM

ETIM 10.0	EC001599
-----------	----------

UNSPSC

UNSPSC 21.0	32151600
-------------	----------

2702793

<https://www.phoenixcontact.com/us/products/2702793>

Environmental product compliance

EU RoHS

Fulfills EU RoHS substance requirements	Yes
Exemption	7(a), 7(c)-I

China RoHS

Environment friendly use period (EFUP)	EFUP-50
	An article-related China RoHS declaration table can be found in the download area for the respective article under "Manufacturer declaration". For all articles with EFUP-E, no China RoHS declaration table issued and required.

EU REACH SVHC

REACH candidate substance (CAS No.)	Lead(CAS: 7439-92-1)
SCIP	e3276f2b-425b-4719-876b-6a360e3ec2c9

EF3.1 Climate Change

CO2e kg	3.146 kg CO2e
---------	---------------

Phoenix Contact 2026 © - all rights reserved
<https://www.phoenixcontact.com>

Phoenix Contact USA
 586 Fulling Mill Road
 Middletown, PA 17057, United States
 (+717) 944-1300
info@phoenixcon.com