

# AXL E PB IOL8 DI4 M12 6M - Distributed I/O device



2701508

<https://www.phoenixcontact.com/us/products/2701508>

Please be informed that the data shown in this PDF document is generated from our online catalog. Please find the complete data in the user documentation. Our general terms of use for downloads are valid.



Axioline E, PROFIBUS DP, M12 connector, IO-Link ports Class A: 4, connection method: M12 connector, connection technology: 3-conductor, IO-Link ports Class B: 4, connection method: M12 connector, connection technology: 3-conductor, Digital inputs at pin 2 for class A ports: 4, 24 V DC, connection technology: 3-conductor, Metal housing, degree of protection: IP65/IP67

## Product description

The Axioline E device is designed for use within a PROFIBUS network. It enables the operation of up to eight IO-Link sensors/actuators and is also used to acquire digital signals. The device is designed for use in systems manufacturing. The device is suitable for use without a control cabinet in harsh industrial ambient conditions. The Axioline E device can be used on tool platforms, directly on welding robots or in conveying technology, for example.

## Your advantages

- Connection to PROFIBUS DP using M12 connectors (B-coded)
- Baud rate of up to 12 Mbaud (automatic baud rate detection)
- Connection of four IO-Link devices with additional digital input
- Connection of four IO-Link actuators with additional power supply
- Connection of IO-Link ports using M12connectors (A-coded, 5-pos.)
- IO-Link specification V1.1.2
- Diagnostic and status indicators
- Short-circuit and overload protection of the sensor supply
- IP65/IP67 degree of protection

## Commercial data

Item number	2701508
Packing unit	1 pc
Note	Made to order (non-returnable)
Sales key	DR04
Product key	DR17P2
GTIN	4046356763608
Weight per piece (including packing)	710 g
Weight per piece (excluding packing)	710 g
Customs tariff number	85176200
Country of origin	DE

# AXL E PB IOL8 DI4 M12 6M - Distributed I/O device

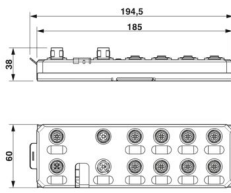


2701508

<https://www.phoenixcontact.com/us/products/2701508>

## Technical data

### Dimensions

Dimensional drawing	
Width	60 mm
Height	185 mm
Depth	38 mm
Drill hole spacing	198.5 mm
Note on dimensions	The height is 194.5 mm including the mounting panel. With fixing clips pulled out, the height is 212 mm. The depth is 38 mm including the mounting panel (30.5 mm without the mounting panel).

### Material specifications

Housing material	Die-cast zinc
------------------	---------------

### Interfaces

#### PROFIBUS DP

Number of interfaces	2
No. of channels	2
Connection method	M12 connector
Note on the connection method	B-coded
Number of positions	5
Transmission speed	9.6 kbps ... 12 Mbps (Automatic baud rate detection)
Transmission physics	PROFIBUS-DP-compliant copper cable
Address area assignment	1 ... 126, adjustable

#### PROFIBUS DP

Equipment type	PROFIBUS slave
System-specific protocols	PROFIBUS protocols DP V1

### System properties

#### Programming data

Input address area	min. 2 Byte
	max. 162 Byte (Dependent on configuration)
Output address area	min. 2 Byte
	max. 162 Byte (Dependent on configuration)

### Input data

# AXL E PB IOL8 DI4 M12 6M - Distributed I/O device



2701508

<https://www.phoenixcontact.com/us/products/2701508>

## Digital:

Input name	Digital inputs at pin 2 for class A ports
Description of the input	IEC 61131-2 type 1
Number of inputs	4
Connection method	M12 connector, X01 ... X04 have double occupancy
Connection technology	3-conductor
Input voltage range "0" signal	-0.3 V DC ... 5 V DC
Input voltage range "1" signal	15 V DC ... 30 V DC
Nominal input voltage $U_{IN}$	24 V DC
Nominal input current at $U_{IN}$	typ. 3 mA
Sensor current per channel	max. 200 mA (from L+/L-)
Total sensor current	max. 1.6 A (from L+/L-)
Input frequency	0.5 kHz
Input filter time	< 1000 $\mu$ s
Protective circuit	Overload protection, short-circuit protection of sensor supply

## Digital

Description of the input	IO-Link ports in digital input (DI) mode
Number of inputs	max. 8 (IEC 61131-2 type 1)
Connection method	M12 connector, X01 ... X04 have double occupancy
Connection technology	3-conductor
Nominal input voltage $U_{IN}$	24 V DC
Input voltage range "0" signal	-0.3 V DC ... 5 V DC
Input voltage range "1" signal	15 V DC ... 30 V DC
Nominal input current	typ. 3 mA
Sensor current per channel	max. 200 mA (from L+/L-)
Total sensor current	max. 1.6 A (from L+/L-)
Input filter time	< 1000 $\mu$ s
Input frequency	0.5 kHz
Protective circuit	Overload protection; yes Short-circuit protection for the sensor supply; yes

## IO-Link

Number of ports	4
Connection method	M12 connector
Connection technology	3-conductor
Port type	Class A
Cycle Time	min. 2 ms (MasterCycleTime: PDInput* + PDOutput* + OnReqData* <= 17 Bytes, COM3; * see "IO-Link Interface and System Specification V1.1.2")

## IO-Link

Number of ports	4
Connection method	M12 connector
Connection technology	3-conductor

2701508

<https://www.phoenixcontact.com/us/products/2701508>

Port type	Class B
Cycle Time	min. 2 ms (MasterCycleTime: PDInput* + PDOutput* + OnReqData* <= 17 Bytes, COM3; * see "IO-Link Interface and System Specification V1.1.2")

## Output data

### Digital

Output description	IO-Link ports in digital output (DO) mode
Connection method	M12 connector, X01 ... X04 have double occupancy
Connection technology	3-conductor
Number of outputs	max. 8
Nominal output voltage	24 V DC
Maximum output current per channel	150 mA
Maximum output current per module	1.2 A
Nominal load, ohmic	3.6 W (160 Ω, at nominal load)
Nominal load, inductive	3.6 VA (0.8 H, 160 Ω, at nominal load)
Signal delay	max. 150 μs (when switched on) max. 200 μs (when switched off)
Switching rate	1 per second, maximum (at nominal inductive load) 5500 per second, maximum (at nominal ohmic load)
Limitation of the voltage induced on circuit interruption	-15 V DC
Output voltage when switched off	max. 1 V
Output current when switched off	max. 300 μA
Protective circuit	Overload protection; yes Short-circuit protection; yes
Behavior with overload	Shutdown with automatic restart

## Product properties

Product type	I/O component
Product family	Axioline E
Type	Block design
Special properties	Metal housing

## Electrical properties

### Potentials

Voltage supply $U_S$	24 V DC
Power supply at $U_S$	max. 4 A
Current consumption from $U_S$	typ. 8 mA max. 1.2 A

### Supply: IO-Link

Nominal voltage for I/O supply	24 V DC
Nominal current for every IO-Link port	max. 150 mA (at C/Q (pin 4), maximum of 1.6 A over all 8 IO-Link C/Q and L+ cables) max. 200 mA (at L+/L- (pin 1 and pin 3), during startup, up to 1.6

# AXL E PB IOL8 DI4 M12 6M - Distributed I/O device



2701508

<https://www.phoenixcontact.com/us/products/2701508>

	A for short periods)
	max. 2 A (at $U_A$ (IO-Link B ports, pin 2 and pin 5))
Permissible cable length	< 20 m
Protective circuit	Overload protection; yes

## Supply: Module electronics and sensors

Designation	Supply of module electronics and sensors ( $U_S$ )
Connection method	M12 connector, T-coded
Number of positions	4
Supply voltage	24 V DC
Supply voltage range	19.5 V DC ... 31.2 V DC (including all tolerances, including ripple)
Current consumption	typ. 170 mA $\pm$ 15 % (at 24 V DC) max. 12 A

## Supply: Actuators

Designation	Supply of actuators ( $U_A$ )
Connection method	M12 connector, T-coded
Number of positions	4
Supply voltage	24 V DC
Supply voltage range	18 V DC ... 31.2 V DC (including all tolerances, including ripple)
Current consumption	typ. 30 mA $\pm$ 15 % (at 24 V DC) max. 12 A

## Electrical isolation/isolation of the voltage ranges

Test voltage: 24 V supply (communications power and sensor supply, IO-Link ports)/bus connection	500 V AC, 50 Hz, 1 min
Test voltage: 24 V supply (communications power and sensor supply, IO-Link ports)/FE	500 V AC, 50 Hz, 1 min
Test voltage: Bus connection / FE	500 V AC, 50 Hz, 1 min
Test voltage: 24 V supply (actuator supply)/24 V supply (communications power and sensor supply, IO-Link ports)	500 V AC, 50 Hz, 1 min
Test voltage: 24 V supply (actuator supply)/bus connection	500 V AC, 50 Hz, 1 min
Test voltage: 24 V supply (actuator supply)/FE	500 V AC, 50 Hz, 1 min

## Connection data

Connection method	M12 connector
-------------------	---------------

## Environmental and real-life conditions

### Ambient conditions

Ambient temperature (operation)	-25 °C ... 60 °C
Degree of protection	IP65/IP67
Air pressure (operation)	70 kPa ... 106 kPa (up to 3000 m above sea level)
Air pressure (storage/transport)	70 kPa ... 106 kPa (up to 3000 m above sea level)
Ambient temperature (storage/transport)	-25 °C ... 85 °C
Permissible humidity (operation)	5 % ... 95 %
Permissible humidity (storage/transport)	5 % ... 95 %

# AXL E PB IOL8 DI4 M12 6M - Distributed I/O device



2701508

<https://www.phoenixcontact.com/us/products/2701508>

## Mechanical test

Vibration resistance in accordance with EN 60068-2-6/IEC 60068-2-6	5g
Shock in accordance with EN 60068-2-27/IEC 60068-2-27	30g, 11 ms period, half-sine shock pulse
Continuous shock in accordance with EN 60068-2-27/IEC 60068-2-27	10g

## Standards and regulations

Protection class	III (IEC 61140, EN 61140, VDE 0140-1)
------------------	---------------------------------------

## Mounting

Mounting type	Panel mounting or DIN rail mounting; both with mounting panel.
---------------	--

# AXL E PB IOL8 DI4 M12 6M - Distributed I/O device

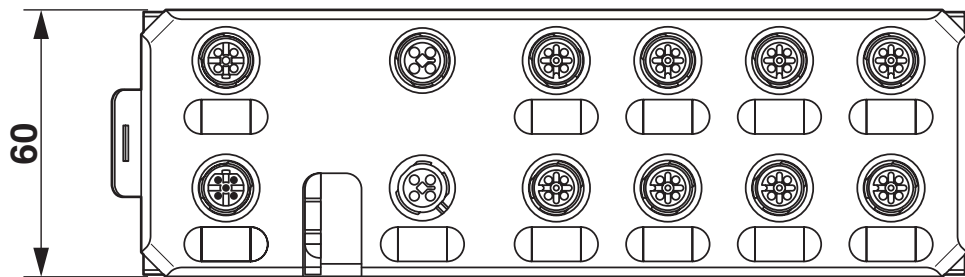
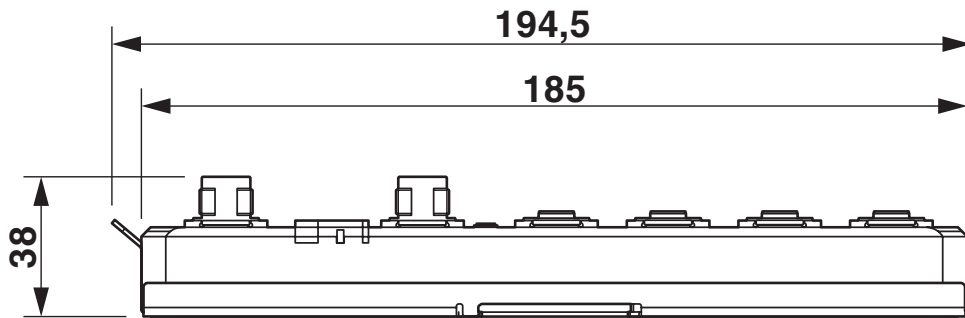


2701508

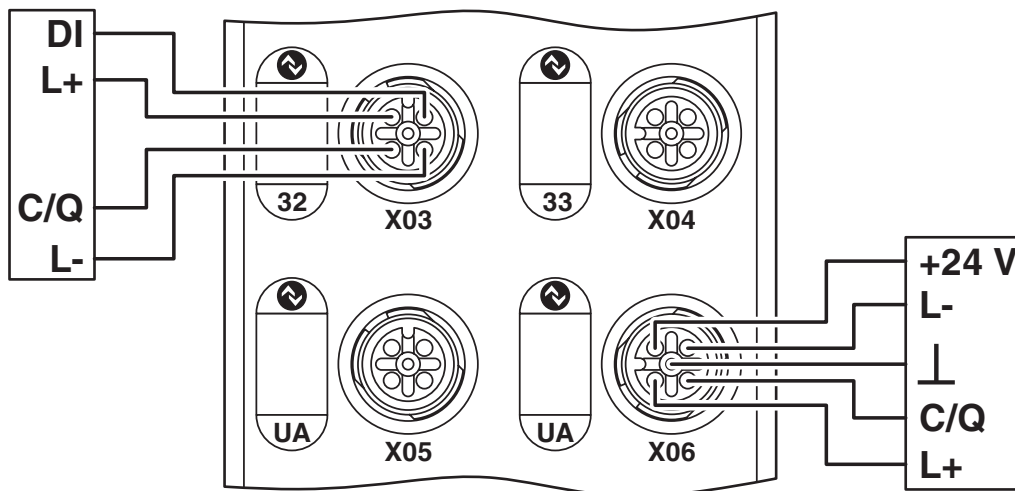
<https://www.phoenixcontact.com/us/products/2701508>

## Drawings

Dimensional drawing



Connection diagram



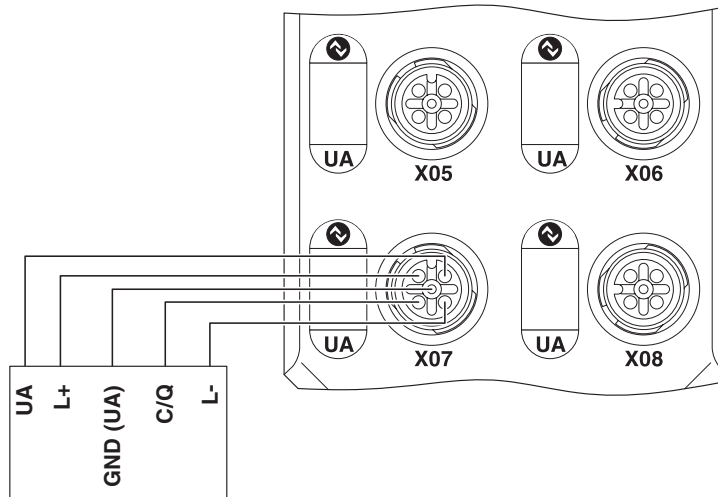
# AXL E PB IOL8 DI4 M12 6M - Distributed I/O device



2701508

<https://www.phoenixcontact.com/us/products/2701508>

Connection diagram



# AXL E PB IOL8 DI4 M12 6M - Distributed I/O device



2701508

<https://www.phoenixcontact.com/us/products/2701508>

## Classifications

### UNSPSC

UNSPSC 21.0	32151600
-------------	----------

2701508

<https://www.phoenixcontact.com/us/products/2701508>

## Environmental product compliance

### EU RoHS

Fulfills EU RoHS substance requirements	Yes
Exemption	6(c)

### China RoHS

Environment friendly use period (EFUP)	EFUP-25
	An article-related China RoHS declaration table can be found in the download area for the respective article under "Manufacturer declaration". For all articles with EFUP-E, no China RoHS declaration table issued and required.

### EU REACH SVHC

REACH candidate substance (CAS No.)	Lead(CAS: 7439-92-1)
-------------------------------------	----------------------

Phoenix Contact 2026 © - all rights reserved  
<https://www.phoenixcontact.com>

Phoenix Contact USA  
586 Fulling Mill Road  
Middletown, PA 17057, United States  
(+717) 944-1300  
[info@phoenixcon.com](mailto:info@phoenixcon.com)