

Sleeve housing - VC-K-T3-Z - 1852956

Please be informed that the data shown in this PDF Document is generated from our Online Catalog. Please find the complete data in the user's documentation. Our General Terms of Use for Downloads are valid (<http://phoenixcontact.com/download>)




Sleeve housings, Range of articles: VARIOCON, Sleeve housing, type: VC3, housing material: Polyamide, color: gray. When using fiber optics, the bending radii of the cable manufacturers must be observed.

Your advantages

- Seals with two cable entries are available
- Angled cable outlet so the cable can be routed as desired, from the side and straight



Key Commercial Data

Packing unit	5 pc
GTIN	 4 017918 127282
GTIN	4017918127282

Technical data

Dimensions

Height	80 mm
--------	-------

Ambient conditions

Degree of protection	IP67
Ambient temperature (operation)	-40 °C ... 80 °C

General

Note	When using fiber optics, the bending radii of the cable manufacturers must be observed.
Type	VC3
Degree of protection	IP67
Flammability rating according to UL 94	V0
Locking type	Screw locking, cylinder head
Fixing screws	M4
Tightening torque, mounting screw	1.5 Nm ±0.3 Nm

Sleeve housing - VC-K-T3-Z - 1852956

Technical data

General

Type of the screw connection	Pg21
Cable outlet	angled
Housing material	PA 6
Seal material	EPDM
Ambient temperature (operation)	-40 °C ... 80 °C

Standards and Regulations

Safety note	<p>WARNING: The connectors may not be plugged in or disconnected under load. Ignoring the warning or improper use may damage persons and/or property.</p>
	<ul style="list-style-type: none"> • WARNING: Commission properly functioning products only. The products must be regularly inspected for damage. Decommission defective products immediately. Replace damaged products. Repairs are not possible.
	<ul style="list-style-type: none"> • WARNING: Only electrically qualified personnel may install and operate the product. They must observe the following safety notes. The qualified personnel must be familiar with the basics of electrical engineering. They must be able to recognize and prevent danger. The relevant symbol on the packaging indicates that only personnel familiar with electrical engineering are allowed to install and operate the product.
	<ul style="list-style-type: none"> • The products are suitable for applications in plant, controller, and electrical device engineering.
	<ul style="list-style-type: none"> • When operating the connectors in outdoor applications, they must be separately protected against environmental influences.
	<ul style="list-style-type: none"> • Assembled products may not be manipulated or improperly opened.
	<ul style="list-style-type: none"> • Only use mating connectors that are specified in the technical data of the standards listed (e.g. the ones listed in the product accessories online at phoenixcontact.com/products).
	<ul style="list-style-type: none"> • When using the product in direct connection with third-party manufacturers, the user is responsible.
	<ul style="list-style-type: none"> • For operating voltages > 50 V AC, conductive connector housings must be grounded
	<ul style="list-style-type: none"> • Ensure that the protective or functional ground has been properly connected.
	<ul style="list-style-type: none"> • VDE 0100/1.97 § 411.1.3.2 and DIN EN 60 204/11.98 § 14.1.3 are applicable when combining several circuits in a cable and/or connector
	<ul style="list-style-type: none"> • Observe the corresponding technical data. You will find information: <ul style="list-style-type: none"> o On the product o On the packing label o In the supplied documentation o Online at phoenixcontact.com/products under the product
	<ul style="list-style-type: none"> • Only use tools recommended by Phoenix Contact
	<ul style="list-style-type: none"> • The installation notes/Design In documents online on the download page at phoenixcontact.com/products must be observed for this product.
	<ul style="list-style-type: none"> • Use a protective cap to protect connectors that are not in use. The suitable accessories are available online in the accessory section of the product at phoenixcontact.com/products
	<ul style="list-style-type: none"> • Operate the connector only when it is fully plugged in.
	<ul style="list-style-type: none"> • Ensure that when laying the cable, the tensile load on the connectors does not exceed the upper limit specified in the standards.

Sleeve housing - VC-K-T3-Z - 1852956

Technical data

Standards and Regulations

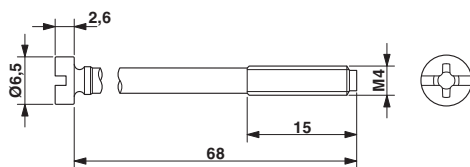
	<ul style="list-style-type: none"> • Observe the minimum bending radius of the cable. Lay the cable without twisting it.
	<ul style="list-style-type: none"> • The connector warms up in normal operation. Depending on the ambient conditions, the surface of the connector can continue to warm up. In this case, the user is responsible for posting warnings (e.g. DIN EN ISO 13732-1:2008-12).

Environmental Product Compliance

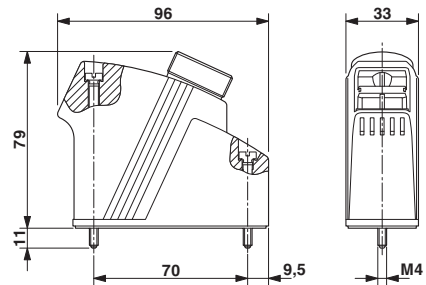
China RoHS	Environmentally friendly use period: unlimited = EFUP-e
	No hazardous substances above threshold values

Drawings

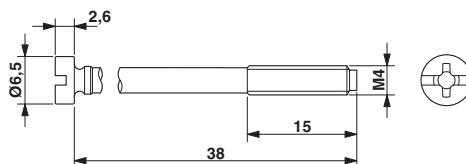
Dimensional drawing



Dimensional drawing



Dimensional drawing



Classifications

eCl@ss

eCl@ss 10.0.1	27440202
eCl@ss 11.0	27440202
eCl@ss 4.0	27140800
eCl@ss 4.1	27140800
eCl@ss 5.0	27371200
eCl@ss 5.1	27261200
eCl@ss 6.0	27261200
eCl@ss 7.0	27440202
eCl@ss 9.0	27440202

Sleeve housing - VC-K-T3-Z - 1852956

Classifications

ETIM

ETIM 2.0	EC000437
ETIM 3.0	EC000437
ETIM 4.0	EC000437
ETIM 6.0	EC000437
ETIM 7.0	EC000437

UNSPSC

UNSPSC 6.01	31261501
UNSPSC 7.0901	31261501
UNSPSC 11	31261501
UNSPSC 12.01	31261501
UNSPSC 13.2	31261501
UNSPSC 18.0	31261501
UNSPSC 19.0	31261501
UNSPSC 20.0	31261501
UNSPSC 21.0	31261501

Approvals

Approvals

Approvals

EAC

Ex Approvals

Approval details

EAC		B.01742
-----	--	---------

Accessories

Accessories

Half screw connection

Sleeve housing - VC-K-T3-Z - 1852956

Accessories

Cable gland - VC-K-KV-PG21(7-10,5) - 1853890



Half screw connection Pg21, made of plastic, consisting of rubber seal with one hole and one pressure screw, for type 2 - 4 housings, cable [mm] 7.5 - 10.5

Cable gland - VC-K-KV-PG21(9-13) - 1853900



Half screw connection Pg21, made of plastic, consisting of rubber seal with one hole and one pressure screw, for type 2 - 4 housings, cable [mm] 9 - 13

Cable gland - VC-K-KV-PG21(11,5-15,5) - 1853913



Half screw connection Pg21, made of plastic, consisting of rubber seal with one hole and one pressure screw, for type 2 - 4 housings, cable [mm] 11.5 - 15.5

Cable gland - VC-K-KV-PG21(14-18) - 1853926



Half screw connection Pg21, made of plastic, consisting of rubber seal with one hole and one pressure screw, for type 2 - 4 housings, cable [mm] 14 - 18

Cable gland - VC-K-KV-PG21(17-20,5) - 1853939



Half screw connection Pg21, made of plastic, consisting of rubber seal with one hole and one pressure screw, for type 2 - 4 housings, cable [mm] 17 - 20.5

Sleeve housing - VC-K-T3-Z - 1852956

Accessories

Cable gland - VC-K-KV-PG21(20X7) - 1885198



Half screw connection Pg21, made of plastic, consisting of rubber seal with one elongated hole and one pressure screw, for type 2 - 4 housings, cable diameter: 20 x 7 mm

Cable gland - VC-K-KV-PG21-O - 1885363



Half screw connection made of plastic with rubber seal without hole or for individual holes

Cable gland - VC-M-KV-PG21/M32 ST - 1644397



Cable gland for Pg21 half screw connection to M32 housing entry, metal

Multiple screw connection

Cable gland - VC-K-KV-PG21 1X6/2X9 - 1885538



Half screw connection Pg21, made of plastic, consisting of rubber seal with several holes (1 x 6 mm/2 x 9 mm) and a pressure screw, for cable screw connection support VC-M-KV-PG21.....

Cable gland - VC-K-KV-PG21-1X8,5/1X12 - 1885279



Half screw connection Pg21, made of plastic, consisting of rubber seal with several holes (1 x 8.5 mm/1 x 12 mm) and a pressure screw, for cable screw connection thread VC-M-KV-PG21.....

Sleeve housing - VC-K-T3-Z - 1852956

Accessories

Cable gland - VC-K-KV-PG21-2X4,5/1X13 - 1885282



Half screw connection Pg21, made of plastic, consisting of rubber seal with several holes (2 x 4.5 mm/1 x 13 mm) and a pressure screw, for cable screw connection thread VC-M-KV-PG21.....

Cable gland - VC-K-KV-PG21 2X6/2X8 - 1885554



Half screw connection Pg21, made of plastic, consisting of rubber seal with several holes (2 x 6 mm/2 x 8 mm) and a pressure screw, for cable screw connection support VC-M-KV-PG21.....

Cable gland - VC-K-KV-PG21 2X7,2/1X10,5 - 1885567



Half screw connection Pg21, made of plastic, consisting of rubber seal with several holes (2 x 7.2 mm/ 1 x 10.5 mm) and a pressure screw, for cable screw connection thread VC-M-KV-PG21.....

Cable gland - VC-K-KV-PG21 3X7 - 1885570



Half screw connection Pg21, made of plastic, consisting of rubber seal with several holes (3 x 7 mm) and one pressure screw, for cable screw connection support VC-M-KV-PG21.....

Cable gland - VC-K-KV-PG21 3X9 - 1885583



Half screw connection Pg21, made of plastic, consisting of rubber seal with several holes (3 x 9 mm) and one pressure screw, for cable screw connection support VC-M-KV-PG21.....

Sleeve housing - VC-K-T3-Z - 1852956

Accessories

Cable gland - VC-K-KV-PG21 4X6,5 - 1885596



Half screw connection Pg21, made of plastic, consisting of rubber seal with several holes (4 x 6.5 mm) and one pressure screw, for cable screw connection support VC-M-KV-PG21.....

Cable gland - VC-K-KV-PG21 4X8 - 1885606



Half screw connection Pg21, made of plastic, consisting of rubber seal with several holes (4 x 8 mm) and one pressure screw, for type 2 - 4 housings

Protective cover

Protective covers - VC-SD3 - 1853696



Protective cover, Range of articles: VARIOCON, Protective covers, type: VC3, housing material: PA 6, color: gray

Protective covers - VC-SD-T3 - 1886744



Protective cover, Protective covers, type: VC3, housing material: PA 6, color: gray

Seal

Connector component - VC-O-RING 3X1,5 NBR-NT70:100 - 1628356



O-ring as replacement for VC sleeve housing

System marking

Sleeve housing - VC-K-T3-Z - 1852956

Accessories

Marking label - VC-BZS WH - 1852875



Marker labels, unprinted, 5-section, for individual labeling with M-PEN or CMS system, white

Marking label - VC-BZS WH - 1852875



Marker labels, unprinted, 5-section, for individual labeling with M-PEN or CMS system, white

Connector component - VC-SCHR.ZYL-B-M4X38X15-Z2L-V4A - 1628354



M4x38x15 mm cylinder screw as replacement for VC sleeve housing

Connector component - VC-SCHR.ZYL-B-M4X68X15-Z2L-V4A - 1628355



M4x68x15 mm cylinder screw as replacement for VC sleeve housing

Phoenix Contact 2021 © - all rights reserved
<http://www.phoenixcontact.com>

PHOENIX CONTACT GmbH & Co. KG
Flachsmarktstr. 8
32825 Blomberg
Germany
Tel. +49 5235 300
Fax +49 5235 3 41200
<http://www.phoenixcontact.com>