


GMSTBV 2,5/ 4-GF-7,62 EX - PCB header



1796681

<https://www.phoenixcontact.com/us/products/1796681>

Please be informed that the data shown in this PDF document is generated from our online catalog. Please find the complete data in the user documentation. Our general terms of use for downloads are valid.



PCB headers, nominal cross section: 2.5 mm², color: green, nominal current: 12 A, contact surface: Sn, contact connection type: Pin, number of potentials: 4, number of rows: 1, number of positions: 4, number of connections: 4, product range: GMSTBV 2,5/..-GF-EX, pitch: 7.62 mm, mounting: Wave soldering, pin layout: Linear pinning, solder pin [P]: 3.9 mm, number of solder pins per potential: 1, plug-in system: COMBICON MSTB 2,5 EX, Pin connector pattern alignment: Standard, locking: Screw locking mechanism, mounting method: Threaded flange, type of packaging: packed in cardboard

Your advantages

- Satisfies the more stringent safety requirements of "Ex eb" protection according to IEC 60079-7 for potentially explosive areas
- Maximum flexibility when it comes to device design – one header for connectors with different connection technologies
- Well-known mounting principle allows worldwide use
- Larger pitch for increased voltage requirements
- Vertical connection enables multi-row arrangement on the PCB

Commercial data

Item number	1796681
Packing unit	50 pc
Minimum order quantity	50 pc
Sales key	AA03
Product key	AACSJM
GTIN	4046356636803
Weight per piece (including packing)	3.375 g
Weight per piece (excluding packing)	3.09 g
Customs tariff number	85366930
Country of origin	DE

GMSTBV 2,5/ 4-GF-7,62 EX - PCB header



1796681

<https://www.phoenixcontact.com/us/products/1796681>

Technical data

Product properties

Product type	PCB headers
Product family	GMSTBV 2,5/...-GF-EX
Product line	COMBICON Connectors M
Type	Standard
Number of positions	4
Pitch	7.62 mm
Number of connections	4
Number of rows	1
Number of potentials	4
Mounting type	Threaded flange
Pin layout	Linear pinning
Solder pins per potential	1

Electrical properties

Properties

Nominal current I_N	12 A
Nominal voltage U_N	352 V
Rated current / conductor cross-section	12 A/2.5 mm ²

Ex data

Ex approval

Identification	0344Ⓢ II 2GD / Ex eb IIC Gb
EU-type examination certificate	KEMA 10ATEX0196 U
IECEx certificate	IECEx KEM 10.0093U

Mounting

Mounting type	Wave soldering
Pin layout	Linear pinning

Flange

Tightening torque	0.3 Nm
-------------------	--------

Attachment on the PCB

Tightening torque	0.3 Nm
Screw	Sheet metal screw ISO 1481-ST 2,2x6,5 C or ISO 7049-ST 2,2x6,5 C

Material specifications

Material data - contact

Note	WEEE/RoHS-compliant, free of whiskers according to IEC 60068-2-82/JEDEC JESD 201
------	--

GMSTBV 2,5/ 4-GF-7,62 EX - PCB header

1796681

<https://www.phoenixcontact.com/us/products/1796681>

Contact material	Cu alloy
Surface characteristics	Tin-plated
Metal surface contact area (top layer)	Tin (3 µm - 5 µm Sn)
Metal surface contact area (middle layer)	Nickel (1.3 µm - 3 µm Ni)
Metal surface soldering area (top layer)	Tin (3 µm - 5 µm Sn)
Metal surface soldering area (middle layer)	Nickel (1.3 µm - 3 µm Ni)


Material data - housing

Color (Housing)	green (6021)
Insulating material	PA
Insulating material group	I
CTI according to IEC 60112	600
Flammability rating according to UL 94	V0
Glow wire flammability index GWFI according to EN 60695-2-12	850
Glow wire ignition temperature GWIT according to EN 60695-2-13	775
Temperature for the ball pressure test according to EN 60695-10-2	125 °C

Notes

Notes on operation	In accordance with IEC 61984, COMBICON connectors have no switching power (COC). During designated use, they must not be plugged in or disconnected when carrying voltage or under load.
--------------------	--

Dimensions

Dimensional drawing	
Pitch	7.62 mm
Width [w]	41.06 mm
Height [h]	12.5 mm
Length [l]	12 mm
Installed height	8.6 mm
Solder pin length [P]	3.9 mm
Pin dimensions	11 mm

PCB design

Hole diameter	1.4 mm
---------------	--------

Environmental and real-life conditions

Ambient conditions

Ambient temperature (storage/transport)	-40 °C ... 70 °C
Relative humidity (storage/transport)	30 % ... 70 %

GMSTBV 2,5/ 4-GF-7,62 EX - PCB header



1796681

<https://www.phoenixcontact.com/us/products/1796681>

Ambient temperature (assembly)	-5 °C ... 100 °C
Ambient temperature (operation)	-60 °C ... 110 °C

Packaging specifications

Type of packaging	packed in cardboard
-------------------	---------------------

GMSTBV 2,5/ 4-GF-7,62 EX - PCB header




1796681


<https://www.phoenixcontact.com/us/products/1796681>

Approvals

To download certificates, visit the product detail page: <https://www.phoenixcontact.com/us/products/1796681>

 ATEX Approval ID: KEMA 10ATEX0196 U				
	Nominal voltage U_N	Nominal current I_N	Cross section AWG	Cross section mm^2
keine				
	352 V	12 A	-	0.2 - 2.5

 IECEx Approval ID: IECEx KEM 10.0093U				
	Nominal voltage U_N	Nominal current I_N	Cross section AWG	Cross section mm^2
keine				
	352 V	12 A	-	0.2 - 2.5

 CCC Approval ID: 2021122313114375				
---	--	--	--	--

GMSTBV 2,5/ 4-GF-7,62 EX - PCB header



1796681

<https://www.phoenixcontact.com/us/products/1796681>

Classifications

ECLASS

ECLASS-13.0	27460201
ECLASS-15.0	27460201

ETIM

ETIM 10.0	EC002637
-----------	----------

UNSPSC

UNSPSC 21.0	39121400
-------------	----------

1796681

<https://www.phoenixcontact.com/us/products/1796681>

Environmental product compliance

EU RoHS

Fulfills EU RoHS substance requirements	Yes, No exemptions
---	--------------------

China RoHS

Environment friendly use period (EFUP)	EFUP-E
	No hazardous substances above the limits

EU REACH SVHC

REACH candidate substance (CAS No.)	No substance above 0.1 wt%
-------------------------------------	----------------------------

EF3.1 Climate Change

CO2e kg	0.016 kg CO2e
---------	---------------

Phoenix Contact 2026 © - all rights reserved
<https://www.phoenixcontact.com>

Phoenix Contact USA
586 Fulling Mill Road
Middletown, PA 17057, United States
(+717) 944-1300
info@phoenixcon.com