

# TW 95/ 4-CL - Panel feed-through terminal block



1708755

<https://www.phoenixcontact.com/us/products/1708755>

Please be informed that the data shown in this PDF document is generated from our online catalog. Please find the complete data in the user documentation. Our general terms of use for downloads are valid.



The figure shows a 1-pos. version of the product

Panel feed-through terminal block, connection method: T-LOX knee lever connection, Cable lug connection, number of positions: 4, load current: 232 A, connection direction of the conductor to plug-in direction: 0 °, width: 123 mm, color: gray

## Your advantages

- Lever actuation enables time-saving and smooth connection of large conductors
- Defined contact force ensures that contact remains stable over the long term
- 90° open clamping space allows the conductor to be conveniently swiveled
- Quick, tool-free mounting on the housing wall using a fixing wedge

## Commercial data

Item number	1708755
Packing unit	5 pc
Minimum order quantity	5 pc
Note	Made to order (non-returnable)
Sales key	AA28
Product key	AA1GFA
GTIN	4055626020402
Weight per piece (including packing)	869.3 g
Weight per piece (excluding packing)	826.1 g
Customs tariff number	85369010
Country of origin	PL

# TW 95/ 4-CL - Panel feed-through terminal block



1708755

<https://www.phoenixcontact.com/us/products/1708755>

## Technical data

### Product properties

Product type	Panel feed-through terminal block
Product family	TW 95/...-CL
Number of positions	4
Pitch	26 mm
Number of connections	8
Number of rows	1
Number of potentials	4

### Insulation characteristics

Overvoltage category	III
Degree of pollution	3

### Electrical properties

#### Properties

Nominal current $I_N$	232 A
Nominal voltage $U_N$	1000 V
Rated voltage (III/3)	1000 V
Rated surge voltage (III/3)	8 kV
Rated voltage (III/2)	1000 V
Rated surge voltage (III/2)	8 kV
Rated voltage (II/2)	1000 V
Rated surge voltage (II/2)	6 kV

### Connection data

#### Connection technology

Connector system	TW 95
Nominal cross section	95 mm <sup>2</sup>

#### Conductor connection exterior

Connection method	T-LOX knee lever connection
Connection direction of the conductor to plug-in direction	0 °
Single-conductor/terminal point multi-stranded	25 mm <sup>2</sup> ... 95 mm <sup>2</sup>
Conductor cross-section flexible	25 mm <sup>2</sup> ... 95 mm <sup>2</sup>
Conductor cross-section, flexible, with ferrule, without plastic sleeve	25 mm <sup>2</sup> ... 95 mm <sup>2</sup>
Conductor cross-section, flexible, with ferrule, with plastic sleeve	25 mm <sup>2</sup> ... 95 mm <sup>2</sup>
Stripping length	25 mm

#### Conductor connection interior

Connection method	Cable lug connection
Connection direction of the conductor to plug-in direction	0 °

# TW 95/ 4-CL - Panel feed-through terminal block



1708755

<https://www.phoenixcontact.com/us/products/1708755>

## Mounting

Panel thickness	1 mm...5 mm
-----------------	-------------

## Material specifications

### Material data - contact

Note	WEEE/RoHS-compliant, free of whiskers according to IEC 60068-2-82/JEDEC JESD 201
Contact material	Cu alloy
Surface characteristics	tin-plated

### Material data - housing

Color (Housing)	gray (7042)
Insulating material	PA
Insulating material group	I
CTI according to IEC 60112	600
Flammability rating according to UL 94	V0
Glow wire flammability index GWFI according to EN 60695-2-12	850
Glow wire ignition temperature GWIT according to EN 60695-2-13	775
Temperature for the ball pressure test according to EN 60695-10-2	125 °C

## Notes

### Safety note

Safety note	<ul style="list-style-type: none"> <li>• Only electrically qualified personnel may install and operate the product. To recognize and prevent danger, the qualified personnel must be familiar with the basics of electrical engineering.</li> <li>• Observe the technical data provided here and refer to the documents listed under "Downloads". The download area contains important information, such as installation notes, technical drawings, and 3D data.</li> <li>• The cable entry funnel is not safe to touch. Never connect or disconnect the terminal when it is energized. Take appropriate steps to ensure touch protection.</li> </ul>
-------------	---

## Dimensions

Dimensional drawing	
Pitch	25 mm
	25 mm
Width [w]	123 mm

# TW 95/ 4-CL - Panel feed-through terminal block



1708755

<https://www.phoenixcontact.com/us/products/1708755>

## External dimensions

Height [h1]	81.8 mm
Length [l1]	50.9 mm

## Internal dimensions

Height [h2]	65.6 mm
Length [l2]	67.15 mm

## Mechanical tests

### Test for conductor damage and slackening

Specification	IEC 60947-7-1:2009-04
Result	Test passed

### Pull-out test

Specification	IEC 60947-7-1:2009-04
Conductor cross-section/conductor type/tractive force setpoint/actual value	25 mm <sup>2</sup> / solid / > 135 N
	25 mm <sup>2</sup> / flexible / > 135 N
	95 mm <sup>2</sup> / solid / > 351 N
	95 mm <sup>2</sup> / flexible / > 351 N
	25 mm <sup>2</sup> / flexible with ferrule / > 135 N
	95 mm <sup>2</sup> / flexible with ferrule / > 351 N

## Electrical tests

### Temperature-rise test

Specification	IEC 60947-7-1:2009-04 (following)
Requirement temperature-rise test	Increase in temperature ≤ 45 K

### Short-time withstand current

Specification	IEC 60947-7-1:2009-04
---------------	-----------------------

### Air clearances and creepage distances | 1. Insulation coordination

Specification	IEC 60947-1:2007-06 + A1:2010-12
Insulating material group	I
Comparative tracking index (IEC 60112)	CTI 600
Rated insulation voltage (III/3)	1000 V
Rated surge voltage (III/3)	8 kV
minimum clearance value - non-homogenous field (III/3)	8 mm
minimum creepage distance (III/3)	12.5 mm
Rated insulation voltage (III/2)	1000 V
Rated surge voltage (III/2)	8 kV
minimum clearance value - non-homogenous field (III/2)	8 mm
minimum creepage distance (III/2)	8 mm
Rated insulation voltage (II/2)	1000 V
Rated surge voltage (II/2)	6 kV

# TW 95/ 4-CL - Panel feed-through terminal block



1708755

<https://www.phoenixcontact.com/us/products/1708755>

minimum clearance value - non-homogenous field (II/2)	5.5 mm
minimum creepage distance (II/2)	5.5 mm

## Environmental and real-life conditions

### Vibration test

Specification	IEC 60068-2-6:2007-12
Frequency	10 - 150 - 10 Hz
Sweep speed	1 octave/min
Amplitude	0.35 mm (10 Hz ... 60.1 Hz)
Acceleration	5g (60.1 Hz ... 150 Hz)
Test duration per axis	2.5 h
Test directions	X-, Y- and Z-axis

### Glow-wire test

Specification	IEC 60695-2-11:2014-02
Temperature	960 °C
Time of exposure	30 s

### Ambient conditions

Ambient temperature (storage/transport)	-40 °C ... 70 °C
Relative humidity (storage/transport)	30 % ... 70 %
Ambient temperature (assembly)	-5 °C ... 100 °C
Ambient temperature (operation)	-40 °C ... 100 °C (Depending on the current carrying capacity/derating curve)

### Ambient conditions

Ambient temperature (operation)	-40 °C ... 100 °C (Depending on the current carrying capacity/derating curve)
Ambient temperature (storage/transport)	-40 °C ... 70 °C
Relative humidity (storage/transport)	30 % ... 70 %
Ambient temperature (assembly)	-5 °C ... 100 °C

## Packaging specifications

Type of packaging	packed in cardboard
-------------------	---------------------

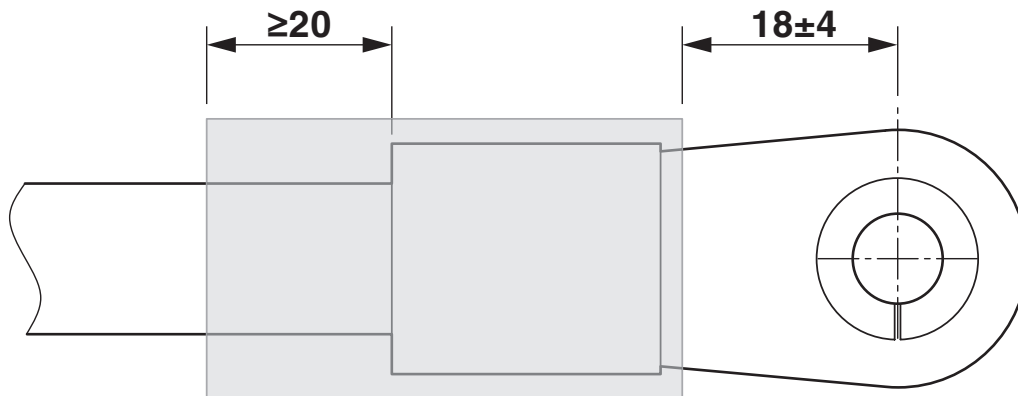
# TW 95/ 4-CL - Panel feed-through terminal block

1708755

<https://www.phoenixcontact.com/us/products/1708755>

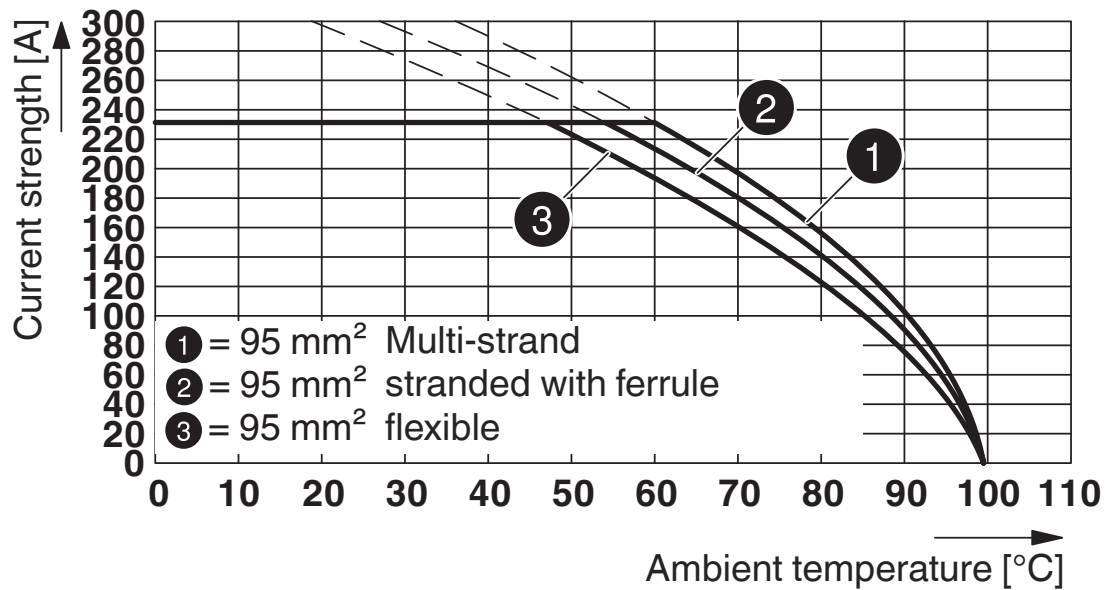
## Drawings

Dimensional drawing



Electric strength > 19.7 kV/mm (IEC243), min. Wall thickness, fully shrunk  $\geq 0.5$  mm

Diagram

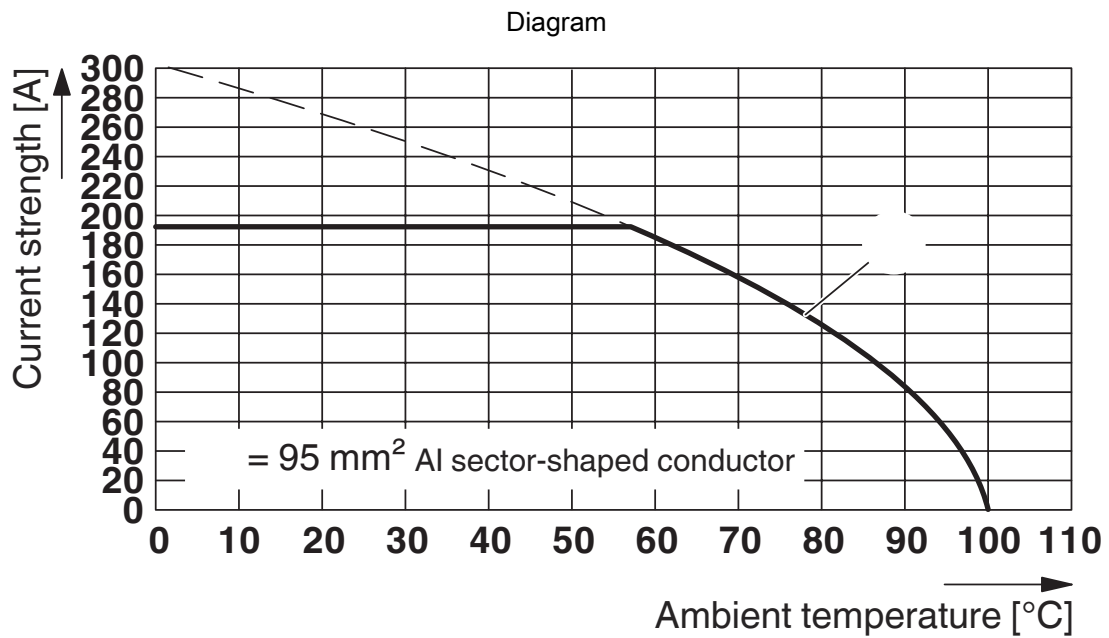


Type: TW 95/...-CL

# TW 95/ 4-CL - Panel feed-through terminal block

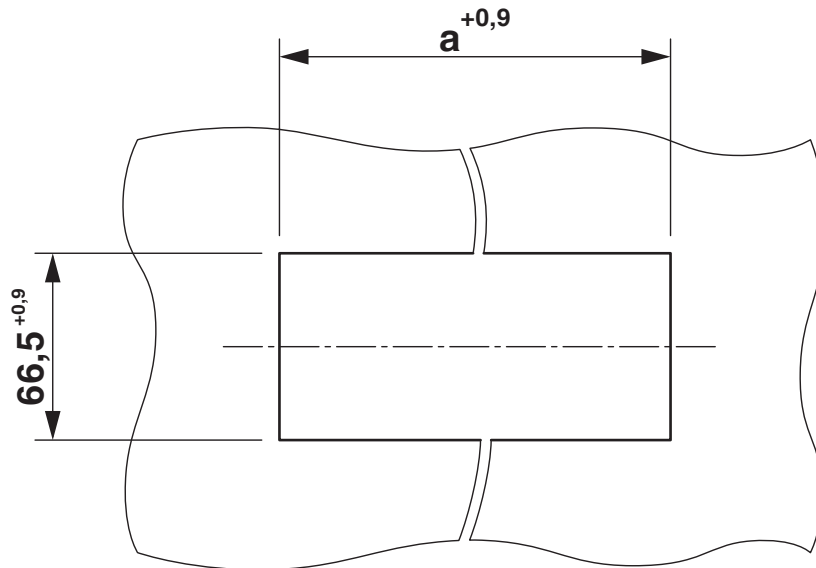
1708755

<https://www.phoenixcontact.com/us/products/1708755>



Type: TW 95/...-CL

Drilling plan/solder pad geometry



Dimension a = 113 mm

# TW 95/ 4-CL - Panel feed-through terminal block




1708755

<https://www.phoenixcontact.com/us/products/1708755>

## Approvals

To download certificates, visit the product detail page: <https://www.phoenixcontact.com/us/products/1708755>

 <b>cULus Recognized</b> Approval ID: E60425-20160914				
	Nominal voltage $U_N$	Nominal current $I_N$	Cross section AWG	Cross section $\text{mm}^2$
C	600 V	200 A	4 - 3/0	-

 <b>VDE approval of drawings</b> Approval ID: 40045667				
	Nominal voltage $U_N$	Nominal current $I_N$	Cross section AWG	Cross section $\text{mm}^2$
keine	1000 V	232 A	-	25 - 95

# TW 95/ 4-CL - Panel feed-through terminal block



1708755

<https://www.phoenixcontact.com/us/products/1708755>

## Classifications

### ECLASS

ECLASS-13.0	27141134
ECLASS-15.0	27141134

### ETIM

ETIM 10.0	EC001283
-----------	----------

### UNSPSC

UNSPSC 21.0	39121400
-------------	----------

# TW 95/ 4-CL - Panel feed-through terminal block



1708755

<https://www.phoenixcontact.com/us/products/1708755>

## Environmental product compliance

### EU RoHS

Fulfills EU RoHS substance requirements	Yes, No exemptions
---	--------------------

### China RoHS

Environment friendly use period (EFUP)	EFUP-E
	No hazardous substances above the limits

### EU REACH SVHC

REACH candidate substance (CAS No.)	No substance above 0.1 wt%
-------------------------------------	----------------------------

Phoenix Contact 2026 © - all rights reserved  
<https://www.phoenixcontact.com>

Phoenix Contact USA  
586 Fulling Mill Road  
Middletown, PA 17057, United States  
(+717) 944-1300  
[info@phoenixcon.com](mailto:info@phoenixcon.com)