

# SAC-5P-M12MS/.../... - Sensor/actuator cable



1697098

<https://www.phoenixcontact.com/us/products/1697098>

Please be informed that the data shown in this PDF document is generated from our online catalog. Please find the complete data in the user documentation. Our general terms of use for downloads are valid.



Sensor/actuator cable, 5-position, Variable cable type, Plug straight M12, coding: A, on free cable end, cable length: Free input (0.2 ... 40.0 m)

## Your advantages

- Easy and safe: 100 % electrically tested plug-in components

## Commercial data

Item number	1697098
Packing unit	1 pc
Minimum order quantity	1 pc
Note	Made to order (non-returnable)
Sales key	BF17
Product key	AF1CDA
Customs tariff number	85444290
Country of origin	PL

## Technical data

### Product properties

Product type	Sensor/actuator cable
Application	Standard
	Robots and drag chains
Number of positions	5
No. of cable outlets	1
Shielded	no
Coding	A

### Insulation characteristics

Overvoltage category	II
Degree of pollution	3

### Material specifications

Flammability rating according to UL 94	HB
Material of grip body	TPU, hardly inflammable, self-extinguishing
Contact material	CuSn
Contact surface material	Ni/Au
Contact carrier material	TPU GF
Material for screw connection	Zinc die-cast, nickel-plated

### Electrical properties

Insulation resistance	$\geq 100 \text{ M}\Omega$
Nominal voltage $U_N$	48 V AC
	60 V DC
Nominal current $I_N$	4 A

### Mechanical properties

#### Mechanical data

Insertion/withdrawal cycles	$\geq 100$
-----------------------------	------------

### Signaling

Status display	no
Status display present	no

### Connection data

#### Conductor connection

Tightening torque	0.4 Nm (M12 connector)
-------------------	------------------------

### Connector

#### Connection 1

# SAC-5P-M12MS/.../... - Sensor/actuator cable



1697098

<https://www.phoenixcontact.com/us/products/1697098>

Type	Plug straight M12
Number of positions	5
Coding type	A

## Connection 2

Type	free cable end
------	----------------

## Cable/line

Cable length	Free input (0.2 ... 40.0 m)
--------------	-----------------------------

### PUR halogen-free black [PUR]

Cable weight	33 kg/km
UL AWM Style	20549
Number of positions	5
Shielded	no
Cable type	PUR halogen-free black [PUR] PUR halogen-free black PUR
Conductor structure signal line	42x 0.10 mm
AWG signal line	22
Conductor cross-section	5x 0.34 mm <sup>2</sup> (Signal line)
Wire diameter incl. insulation	1.27 mm 0.05 mm (Signal line)
External cable diameter	4.55 mm ±0.15 mm
Outer sheath, material	PUR
External sheath, color	black-gray RAL 7021
Conductor material	Bare Cu litz wires
Material wire insulation	PP
Single wire, color	brown, white, blue, black, green-yellow
Thickness, insulation	approx. 0.50 mm
Max. conductor resistance	max. 58 Ω/km (at 20 °C)
Insulation resistance	≥ 16 GΩ*km (at 20 °C)
Nominal voltage, cable	300 V
Test voltage	3000 V
Smallest bending radius, fixed installation	23 mm
Smallest bending radius, movable installation	46 mm
Dynamic load capacity (bending)	Max. bending cycles: 10000000, Bending radius: 46 mm, Bending radius: 10 x D, Traversing path: 10 m, Traversing rate: 3 m/s, Acceleration: 10 m/s <sup>2</sup>
Dynamic load capacity (torsion)	Torsion: ±180 °/m, Torsion cycles: ≥5000000, Torsional frequency: 35 cycles/min.
Halogen-free	in accordance with DIN VDE 0472 part 815
Flame resistance	in accordance with UL 758/1581 FT2 DIN EN 60332-2-2 (20 s)
Resistance to oil	in accordance with DIN EN 60811-2-1
Other resistance	Highly resistant to acids, alkaline solutions and solvents hydrolysis and microbe resistant Resistant to salt water

# SAC-5P-M12MS/.../... - Sensor/actuator cable



1697098

<https://www.phoenixcontact.com/us/products/1697098>

	partly UV-resistant (in accordance with DIN EN ISO 4892-2-A)
Special properties	Flexible cable conduit capable
	Silicone-free
	Free of substances which would hinder coating with paint or varnish
	flexible
Ambient temperature (operation)	-40 °C ... 80 °C (cable, fixed installation)
	-25 °C ... 80 °C (Cable, flexible installation)

## PUR halogen-free gray [280]

Shielded	no
Cable type	PUR halogen-free gray [280]
	PUR halogen-free gray 280
External cable diameter	4.60 mm

## PUR, black, 5th conductor gray [115]

Cable weight	35 kg/km
UL AWM Style	20549 / 10493 (80°C/300 V)
Number of positions	5
Shielded	no
Cable type	PUR, black, 5th conductor gray [115]
	PUR, black, 5th conductor gray 115
Conductor structure signal line	42x 0.10 mm
AWG signal line	22
Conductor cross-section	5x 0.34 mm <sup>2</sup>
Wire diameter incl. insulation	1.27 mm ±0.02 mm
External cable diameter	5.00 mm ±0.15 mm
Outer sheath, material	PUR
External sheath, color	black-gray RAL 7021
Conductor material	Bare Cu litz wires
Material, filler	PP
Material wire insulation	PP
Single wire, color	brown, white, blue, black, gray
Thickness, insulation	≥ 0.21 mm
Thickness, outer sheath	approx. 0.70 mm
Overall twist	5 cores, twisted
Max. conductor resistance	≤ 58 Ω/km
Nominal voltage, cable	≤ 300 V
Test voltage	≥ 3000 V
Minimum bending radius, fixed installation	5 x D
Minimum bending radius, flexible installation	10 x D
Smallest bending radius, fixed installation	25 mm
Smallest bending radius, movable installation	50 mm
Dynamic load capacity (bending)	Max. bending cycles: 10000000, Bending radius: 50 mm, Traversing path: 10 m, Traversing rate: 3 m/s, Acceleration: 10 m/s <sup>2</sup>

# SAC-5P-M12MS/.../... - Sensor/actuator cable



1697098

<https://www.phoenixcontact.com/us/products/1697098>

Dynamic load capacity (torsion)	Torsion: $\pm 180$ °/m, Torsion cycles: $\geq 5000000$ , Torsional frequency: 35 cycles/min.
Halogen-free	in accordance with DIN VDE 0472 part 815
Flame resistance	in accordance with DIN UL-Style 20549 in accordance with UL 758/1581 FT2
Resistance to oil	in accordance with DIN EN 60811-2-1
Other resistance	partly UV-resistant (in accordance with DIN EN ISO 4892-2-A) hydrolysis and microbe resistant Resistant to salt water Low adhesion abrasion-resistant
Special properties	Flexible cable conduit capable Silicone-free Free of substances which would hinder coating with paint or varnish flexible
Ambient temperature (operation)	-40 °C ... 80 °C (cable, fixed installation) -25 °C ... 80 °C (Cable, flexible installation)

## PUR irradiated halogen-free orange [150]

Number of positions	5
Shielded	no
Cable type	PUR irradiated halogen-free orange [150] PUR irradiated halogen-free orange 150
Conductor structure signal line	42x 0.10 mm
AWG signal line	22
Conductor structure, voltage supply	24x 0.15 mm
AWG power supply	20
Conductor cross-section	4x 0.34 mm <sup>2</sup> (Signal line) 1x 0.5 mm <sup>2</sup> (PE connection)
External cable diameter	5.20 mm $\pm$ 0.2 mm
Outer sheath, material	PUR
External sheath, color	orange RAL 2003
Conductor material	Bare Cu litz wires
Material wire insulation	PE
Single wire, color	brown, white, blue, black, green-yellow
Overall twist	5 cores, twisted
Max. conductor resistance	$\leq 57.5$ $\Omega$ /km (with 0.34 mm <sup>2</sup> conductor cross-section) $\leq 39$ $\Omega$ /km (with 0.5 mm <sup>2</sup> conductor cross-section)
Nominal voltage, cable	250 V (AC)
Test voltage	2000 V (50 Hz, 5 minutes)
Smallest bending radius, fixed installation	20 mm
Smallest bending radius, movable installation	30 mm
Dynamic load capacity (bending)	Max. bending cycles: 5000000, Bending radius: 52 mm, Traversing path: 10 m, Traversing rate: 3 m/s

# SAC-5P-M12MS/.../... - Sensor/actuator cable



1697098

<https://www.phoenixcontact.com/us/products/1697098>

Halogen-free	The cable is halogen-free
Flame resistance	DIN VDE 0472 part 804, test type B
Other resistance	hydrolysis and microbe resistant
	UV resistant
	Resistant to welding splashes
Special properties	Silicone-free
	Irradiated
Ambient temperature (operation)	-50 °C ... 105 °C (cable, fixed installation)
	-40 °C ... 105 °C (Cable, flexible installation)

## PUR halogen-free orange [180]

Cable weight	36 kg/km
UL AWM Style	20549
Number of positions	5
Shielded	no
Cable type	PUR halogen-free orange [180]
	PUR halogen-free orange 180
Conductor structure signal line	42x 0.10 mm
AWG signal line	22
Conductor structure, voltage supply	28x 0.15 mm
AWG power supply	20
Conductor cross-section	4x 0.34 mm <sup>2</sup> (Signal line)
	1x 0.5 mm <sup>2</sup> (PE connection)
Wire diameter incl. insulation	1.27 mm ±0.02 mm (Signal line)
	1.46 mm ±0.02 mm (PE connection)
External cable diameter	5.00 mm ±0.15 mm
Outer sheath, material	PUR
External sheath, color	orange RAL 2003
Conductor material	Bare Cu litz wires
Material wire insulation	PP
Single wire, color	brown, white, blue, black, green-yellow
Thickness, insulation	≥ 0.21 mm (Signal line)
	≥ 0.21 mm (PE connection)
	approx. 0.65 mm (Outer cable sheath)
Overall twist	5 wires around filler to the core
Max. conductor resistance	≤ 58 Ω/km (Signal line)
	≤ 39 Ω/km (PE connection)
Insulation resistance	≥ 10 GΩ*km (at 20 °C)
Nominal voltage, cable	≤ 300 V
Test voltage	≥ 3000 V
Dynamic load capacity (bending)	Max. bending cycles: 10000000
Dynamic load capacity (torsion)	Torsion: ±180 °/m, Torsion cycles: ≥5000000, Torsional frequency: 35 cycles/min.
Halogen-free	in accordance with DIN VDE 0472 part 815

# SAC-5P-M12MS/.../... - Sensor/actuator cable



1697098

<https://www.phoenixcontact.com/us/products/1697098>

Flame resistance	in accordance with DIN UL-Style 20549
Ambient temperature (operation)	-25 °C ... 80 °C (Cable)

## PUR POWER 0.75 mm<sup>2</sup> black [186]

Cable weight	67 kg/km
Number of positions	5
Shielded	no
Cable type	PUR POWER 0.75 mm <sup>2</sup> black [186] PUR POWER 0.75 mm <sup>2</sup> black 186
Conductor structure signal line	42x 0.15 mm
AWG signal line	18
Conductor cross-section	5x 0.75 mm <sup>2</sup> (power line)
Wire diameter incl. insulation	1.7 mm ±0.05 mm
External cable diameter	6.30 mm ±0.2 mm
Outer sheath, material	PUR
External sheath, color	black-gray RAL 7021
Conductor material	Bare Cu litz wires
Material wire insulation	PVC
Single wire, color	brown, white, blue, black, gray
Thickness, insulation	≥ 0.23 mm (Core insulation) ≥ 0.76 mm (Outer cable sheath)
Overall twist	5 wires around filler to the core
Max. conductor resistance	max. 26 Ω/km (at 20 °C)
Insulation resistance	≥ 1 MΩ*km (at 20 °C)
Nominal voltage, cable	≤ 300 V
Test voltage	≥ 3000 V
Smallest bending radius, movable installation	63 mm
Dynamic load capacity (bending)	Max. bending cycles: 2000000, Bending radius: 63 mm, Traversing path: 5 m, Traversing rate: 3 m/s, Acceleration: 5 m/s <sup>2</sup>
Flame resistance	in accordance with DIN UL-Style 20549
Resistance to oil	in accordance with DIN EN 60811-2-1
Ambient temperature (operation)	-25 °C ... 80 °C (cable, fixed installation) -5 °C ... 80 °C (Cable, flexible installation)

## PUR halogen-free yellow [240]

Cable weight	35 kg/km
UL AWM Style	20549 / 10493 (80°C/300 V)
Number of positions	5
Shielded	no
Cable type	PUR halogen-free yellow [240] PUR halogen-free yellow 240
Conductor structure signal line	42x 0.10 mm
AWG signal line	22
Conductor cross-section	5x 0.34 mm <sup>2</sup>
Wire diameter incl. insulation	1.27 mm ±0.02 mm

# SAC-5P-M12MS/.../... - Sensor/actuator cable



1697098

<https://www.phoenixcontact.com/us/products/1697098>

External cable diameter	5.00 mm ±0.15 mm
Outer sheath, material	PUR
External sheath, color	yellow
Conductor material	Bare Cu litz wires
Material wire insulation	PP
Single wire, color	brown, white, blue, black, green-yellow
Thickness, insulation	≥ 0.21 mm
Thickness, outer sheath	approx. 0.70 mm
Overall twist	5 wires around filler to the core
Length of twist, overall twist	55 mm
Max. conductor resistance	≤ 58 Ω/km (at 20 °C)
Nominal voltage, cable	≤ 300 V
Test voltage	≥ 3000 V
Minimum bending radius, fixed installation	5 x D
Minimum bending radius, flexible installation	10 x D
Smallest bending radius, fixed installation	25 mm
Smallest bending radius, movable installation	50 mm
Dynamic load capacity (bending)	Max. bending cycles: 10000000, Bending radius: 10 x D, Traversing path: 10 m, Traversing rate: 3 m/s, Acceleration: 10 m/s <sup>2</sup>
Dynamic load capacity (torsion)	Torsion: ±180 °/m, Torsion cycles: ≥5000000, Torsional frequency: 35 cycles/min.
Halogen-free	in accordance with DIN VDE 0472 part 815
Flame resistance	in accordance with DIN UL-Style 20549 in accordance with UL 758/1581 FT2
Resistance to oil	in accordance with DIN EN 60811-2-1
Other resistance	hydrolysis and microbe resistant Resistant to salt water
Ambient temperature (operation)	-40 °C ... 80 °C (cable, fixed installation) -25 °C ... 80 °C (Cable, flexible installation)

## PUR halogen-free gray [280]

Number of positions	5
Shielded	no
Cable type	PUR halogen-free gray [280] PUR halogen-free gray 280
Conductor structure signal line	42x 0.10 mm
AWG signal line	22
Conductor structure, voltage supply	28x 0.15 mm
AWG power supply	20
Conductor cross-section	0.34 mm <sup>2</sup>
Wire diameter incl. insulation	1.55 mm (Signal line) 1.65 mm (Protective conductor)
External cable diameter	5.2 mm 5.20 mm

# SAC-5P-M12MS/.../... - Sensor/actuator cable



1697098

<https://www.phoenixcontact.com/us/products/1697098>

Outer sheath, material	PUR
External sheath, color	gray RAL 7001
Conductor material	Bare Cu litz wires
Material, filler	Fiberglass
Material wire insulation	TPE
Single wire, color	brown, white, blue, black, green-yellow
Thickness, insulation	0.39 mm (Signal line)
	0.37 mm (Protective conductor)
	0.65 mm (Outer cable sheath)
Overall twist	5 wires around filler to the core
Ambient temperature (operation)	-40 °C ... 80 °C (cable, fixed installation)
	-5 °C ... 80 °C (Cable, flexible installation)

## PVC black [PVC]

Cable weight	51 kg/km
UL AWM Style	2464 / 1729 (80°C/300 V)
Number of positions	5
Shielded	no
Cable type	PVC black [PVC]
	PVC black PVC
Conductor structure signal line	19x 0.15 mm
AWG signal line	22
Conductor cross-section	5x 0.34 mm <sup>2</sup> (Signal line)
Wire diameter incl. insulation	1.26 mm ±0.05 mm
External cable diameter	5.00 mm ±0.15 mm
Outer sheath, material	PVC
External sheath, color	black RAL 9005
Conductor material	Bare Cu litz wires
Material wire insulation	PVC
Single wire, color	brown, white, blue, black, green-yellow
Thickness, insulation	≥ 0.23 mm (Core insulation)
Thickness, outer sheath	≥ 0.76 mm
Overall twist	5 wires around filler to the core
Max. conductor resistance	max. 57 Ω/km (at 20 °C)
Insulation resistance	≥ 200 MΩ*km (at 20 °C)
Nominal voltage, cable	≤ 300 V
Test voltage	≥ 3000 V
Minimum bending radius, fixed installation	5 x D
Minimum bending radius, flexible installation	10 x D
Smallest bending radius, fixed installation	25 mm
Smallest bending radius, movable installation	50 mm
Flame resistance	UL VW-1
Resistance to oil	in accordance with DIN EN 60811-2-1
Ambient temperature (operation)	-25 °C ... 80 °C (cable, fixed installation)

# SAC-5P-M12MS/.../... - Sensor/actuator cable



1697098

<https://www.phoenixcontact.com/us/products/1697098>

	-10 °C ... 80 °C (Cable, flexible installation)
PVC gray [500]	
Cable weight	51 kg/km
UL AWM Style	2464 / 1729 (80°C/300 V)
Number of positions	5
Shielded	no
Cable type	PVC gray [500] PVC gray 500
Conductor structure signal line	19x 0.15 mm
AWG signal line	22
Conductor cross-section	5x 0.34 mm <sup>2</sup> (Signal line)
Wire diameter incl. insulation	1.26 mm ±0.05 mm
External cable diameter	5.00 mm ±0.15 mm
Outer sheath, material	PVC
External sheath, color	gray RAL 7001
Conductor material	Bare Cu litz wires
Material wire insulation	PVC
Single wire, color	brown, white, blue, black, green-yellow
Thickness, insulation	≥ 0.23 mm (Core insulation)
Thickness, outer sheath	≥ 0.76 mm
Overall twist	5 wires around filler to the core
Max. conductor resistance	max. 57 Ω/km (at 20 °C)
Insulation resistance	≥ 200 MΩ*km (at 20 °C)
Nominal voltage, cable	≤ 300 V
Test voltage	≥ 3000 V
Minimum bending radius, fixed installation	5 x D
Minimum bending radius, flexible installation	10 x D
Smallest bending radius, fixed installation	25 mm
Smallest bending radius, movable installation	50 mm
Flame resistance	As per UL-Style 2464
Ambient temperature (operation)	-40 °C ... 80 °C (cable, fixed installation) -25 °C ... 80 °C (Cable, flexible installation)

## PVC black 5th conductor gray [515]

Cable weight	52 kg/km
UL AWM Style	2464 / 1729 (80°C/300 V)
Number of positions	5
Shielded	no
Cable type	PVC black 5th conductor gray [515] PVC black 5th conductor gray 515
Conductor structure signal line	42x 0.10 mm
AWG signal line	22
Conductor cross-section	5x 0.34 mm <sup>2</sup> (Signal line)
Wire diameter incl. insulation	1.45 mm ±0.02 mm

# SAC-5P-M12MS/.../... - Sensor/actuator cable



1697098

<https://www.phoenixcontact.com/us/products/1697098>

External cable diameter	5.90 mm ±0.15 mm
Outer sheath, material	PVC
External sheath, color	black RAL 9005
Conductor material	Bare Cu litz wires
Material, filler	PP yarn
Material wire insulation	PVC
Single wire, color	brown, white, blue, black, gray
Thickness, insulation	≥ 0.23 mm (Core insulation) ≥ 0.76 mm (Outer cable sheath)
Overall twist	5 wires around filler to the core
Length of twist, overall twist	60 mm
Max. conductor resistance	≤ 58 Ω/km (at 20 °C)
Insulation resistance	≥ 100 MΩ*km (at 20 °C)
Nominal voltage, cable	≤ 300 V AC
Test voltage	≥ 3000 V AC
Minimum bending radius, fixed installation	5 x D
Minimum bending radius, flexible installation	10 x D
Smallest bending radius, fixed installation	30 mm
Smallest bending radius, movable installation	59 mm
Flame resistance	According to UL 758/1581 (Cable Flame) according to UL 758/1581 FT1 According to DIN EN 60332-1-2 (60 s)
Resistance to oil	according to DIN EN 60811-2-1, 168 h at 60 °C
Ambient temperature (operation)	-40 °C ... 80 °C (cable, fixed installation) -25 °C ... 80 °C (Cable, flexible installation)

## PVC gray 5th conductor gray [520]

Cable weight	54 kg/km
Number of positions	5
Shielded	no
Cable type	PVC gray 5th conductor gray [520] PVC gray 5th conductor gray 520
Conductor structure signal line	42x 0.10 mm
AWG signal line	22
Conductor cross-section	0.34 mm <sup>2</sup>
Wire diameter incl. insulation	1.45 mm ±0.02 mm
External cable diameter	5.90 mm ±0.15 mm
Outer sheath, material	PVC
External sheath, color	gray RAL 7001
Conductor material	Bare Cu litz wires
Material, filler	PVC
Material wire insulation	PVC
Single wire, color	brown, white, blue, black, gray
Thickness, insulation	≥ 0.23 mm (Core insulation)

# SAC-5P-M12MS/.../... - Sensor/actuator cable



1697098

<https://www.phoenixcontact.com/us/products/1697098>

	≥ 0.76 mm (Outer cable sheath)
Overall twist	5 wires around filler to the core
Length of twist, overall twist	55 mm
Max. conductor resistance	max. 58 Ω/km (at 20 °C)
Insulation resistance	≥ 1 GΩ*km (at 20 °C)
Nominal voltage, cable	≤ 300 V
Test voltage	≥ 3000 V
Flame resistance	As per UL-Style 2464
Ambient temperature (operation)	-25 °C ... 80 °C (cable, fixed installation)
	-5 °C ... 80 °C (Cable, flexible installation)

## PVC yellow [540]

Number of positions	5
Shielded	no
Cable type	PVC yellow [540] PVC yellow 540
Conductor structure signal line	43x 0.10 mm
AWG signal line	22
Conductor cross-section	0.34 mm <sup>2</sup>
Wire diameter incl. insulation	1.45 mm ±0.02 mm
External cable diameter	5.90 mm ±0.15 mm
Outer sheath, material	PVC
External sheath, color	yellow
Conductor material	Bare Cu litz wires
Material, filler	PVC
Material wire insulation	PVC
Single wire, color	brown, white, blue, black, green-yellow
Thickness, insulation	approx. 0.23 mm (Core insulation) approx. 0.76 mm (Outer cable sheath)
Overall twist	5 wires around filler to the core
Length of twist, overall twist	70 mm
Max. conductor resistance	max. 58 Ω/km (at 20 °C)
Insulation resistance	≥ 1 MΩ*km (at 20 °C)
Nominal voltage, cable	≤ 300 V (AC)
Test voltage	3000 V
Smallest bending radius, fixed installation	29.5 mm
Smallest bending radius, movable installation	59 mm
Flame resistance	As per UL-Style 2464 according to UL 758/1581 FT1
Resistance to oil	in accordance with DIN EN 60811-2-1
Ambient temperature (operation)	-40 °C ... 80 °C (cable, fixed installation) -25 °C ... 80 °C (Cable, flexible installation)

## PVC yellow 105 °C [542]

Cable weight	50 kg/km
--------------	----------

# SAC-5P-M12MS/.../... - Sensor/actuator cable



1697098

<https://www.phoenixcontact.com/us/products/1697098>

Number of positions	5
Shielded	no
Cable type	PVC yellow 105 °C [542]
	PVC yellow 105 °C 542
Conductor structure signal line	42x 0.10 mm
AWG signal line	22
Conductor cross-section	0.34 mm <sup>2</sup>
Wire diameter incl. insulation	1.55 mm ±0.05 mm
External cable diameter	5.90 mm ±0.2 mm
Outer sheath, material	PVC
External sheath, color	yellow
Conductor material	Bare Cu litz wires
Material wire insulation	PVC
Single wire, color	brown, white, blue, black, gray
Thickness, insulation	≥ 0.38 mm (Core insulation)
	≥ 0.76 mm (Outer cable sheath)
Overall twist	5 wires around filler to the core
Max. conductor resistance	max. 58 Ω/km (at 20 °C)
Insulation resistance	≥ 100 MΩ*km (at 20 °C)
Nominal voltage, cable	≤ 300 V
Test voltage	≥ 3000 V
Flame resistance	in accordance with UL-Style 2517
Ambient temperature (operation)	-25 °C ... 105 °C (cable, fixed installation)
	-25 °C ... 80 °C (Cable, flexible installation)

## Gray, highly flexible PUR [800]

Note	Due to the extremely robust outer sheath, this cable should only be stripped in 5 cm increments.
Cable weight	38 kg/km
UL AWM Style	20549
Number of positions	5
Shielded	no
Cable type	Gray, highly flexible PUR [800]
	Gray, highly flexible PUR 800
Conductor structure signal line	42x 0.10 mm
AWG signal line	22
Conductor cross-section	5x 0.34 mm <sup>2</sup> (Signal line)
Wire diameter incl. insulation	1.3 mm ±0.05 mm (Signal line)
External cable diameter	5.10 mm ±0.2 mm
Outer sheath, material	PUR
External sheath, color	gray RAL 7001
Conductor material	Bare Cu litz wires
Material, filler	PE
Material wire insulation	PP

# SAC-5P-M12MS/.../... - Sensor/actuator cable



1697098

<https://www.phoenixcontact.com/us/products/1697098>

Single wire, color	black, brown, blue, white, gray
Overall twist	5 wires around filler to the core
Max. conductor resistance	approx. 53 Ω/km
Insulation resistance	≥ 20 MΩ*km
Nominal voltage, cable	300 V
Test voltage	2000 V
Minimum bending radius, fixed installation	4 x D
Minimum bending radius, flexible installation	7.5 x D
Smallest bending radius, fixed installation	21 mm
Smallest bending radius, movable installation	39 mm
Dynamic load capacity (bending)	Max. bending cycles: 10000000, Bending radius: 7,5 x D, Traversing path: 5 m, Traversing rate: 3.3 m/s, Acceleration: 5 m/s <sup>2</sup> Max. bending cycles: 15000000, Bending radius: 50 mm, Traversing path: 0.9 m, Traversing rate: 5 m/s, Acceleration: 30 m/s <sup>2</sup>
Dynamic load capacity (torsion)	Torsion: ±360 °/m, Torsion cycles: 1000000
Halogen-free	in accordance with DIN VDE 0472 part 815
Flame resistance	in accordance with UL 758/1581 FT2
Resistance to oil	in accordance with DIN EN 60811-2-1
Other resistance	Highly resistant to acids, alkaline solutions and solvents Silicone-free
Special properties	Cable jacket is welding spark-resistant, recyclable, matt, low-adhesion, abrasion-resistant, flame-retardant, and self-extinguishing Free from silicone and cadmium Free of substances which would hinder coating with paint or varnish
Ambient temperature (operation)	-40 °C ... 80 °C (cable, fixed installation) -25 °C ... 80 °C (Cable, flexible installation)

## Environmental and real-life conditions

### Ambient conditions

Degree of protection	IP65
	IP67
	IP68
Ambient temperature (operation) (male connector/female connector)	-25 °C ... 90 °C (Plug / socket)

## Standards and regulations

Standard designation	M12 connector
Standards/specifications	IEC 61076-2-101

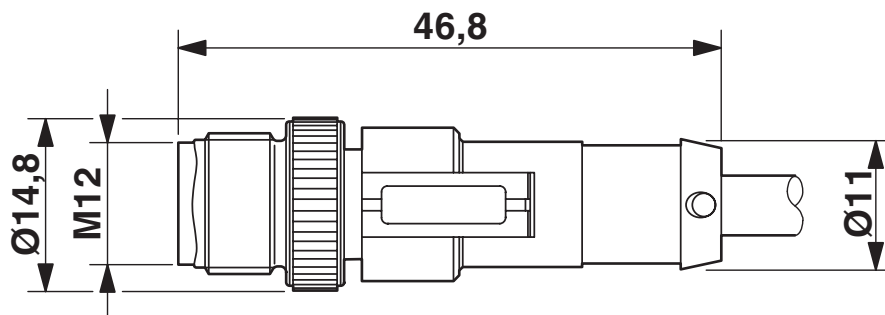
# SAC-5P-M12MS/.../... - Sensor/actuator cable

1697098

<https://www.phoenixcontact.com/us/products/1697098>

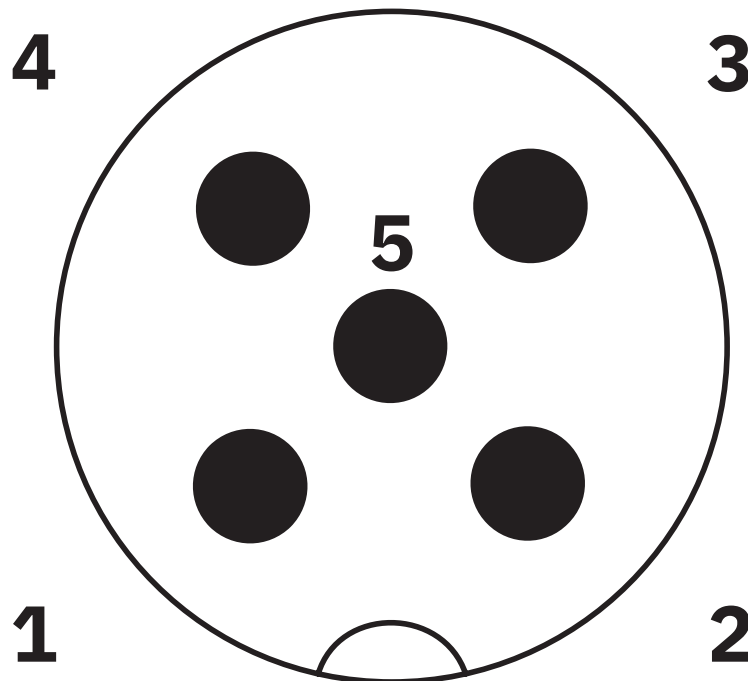
## Drawings

Dimensional drawing



Plug, M12 x 1, straight, shielded

Schematic diagram



Pin assignment M12 male connector, 5-pos., A-coded, male side

# SAC-5P-M12MS/.../... - Sensor/actuator cable



1697098

<https://www.phoenixcontact.com/us/products/1697098>

Circuit diagram



Contact assignment of M12 plug, with exception of conductor types 115, 186, 515, 520, and 800. Here, the fifth wire is gray and not green/yellow.

# SAC-5P-M12MS/.../... - Sensor/actuator cable





1697098

<https://www.phoenixcontact.com/us/products/1697098>

## Approvals

To download certificates, visit the product detail page: <https://www.phoenixcontact.com/us/products/1697098>

 <b>UL Listed</b> Approval ID: FILE E 221474				
	Nominal voltage $U_N$	Nominal current $I_N$	Cross section AWG	Cross section $\text{mm}^2$
keine				
	125 V	4 A	-	-

 <b>cUL Listed</b> Approval ID: FILE E 221474				
	Nominal voltage $U_N$	Nominal current $I_N$	Cross section AWG	Cross section $\text{mm}^2$
keine				
	125 V	4 A	-	-

 <b>EAC-RoHS</b> Approval ID: RU D-DE.HB35.B.00387	
--	--

# SAC-5P-M12MS/.../... - Sensor/actuator cable



1697098

<https://www.phoenixcontact.com/us/products/1697098>

## Classifications

### ECLASS

ECLASS-13.0	27060311
ECLASS-15.0	27060311

### ETIM

ETIM 10.0	EC001855
-----------	----------

### UNSPSC

UNSPSC 21.0	26121600
-------------	----------

# SAC-5P-M12MS/.../... - Sensor/actuator cable



1697098

<https://www.phoenixcontact.com/us/products/1697098>

## Environmental product compliance

### EU RoHS

Fulfills EU RoHS substance requirements	Yes, No exemptions
---	--------------------

### China RoHS

Environment friendly use period (EFUP)	EFUP-E
	No hazardous substances above the limits

### EU REACH SVHC

REACH candidate substance (CAS No.)	No substance above 0.1 wt%
-------------------------------------	----------------------------

Phoenix Contact 2026 © - all rights reserved  
<https://www.phoenixcontact.com>

Phoenix Contact USA  
586 Fulling Mill Road  
Middletown, PA 17057, United States  
(+717) 944-1300  
[info@phoenixcon.com](mailto:info@phoenixcon.com)