

EV-GBM3SE12-3AC32A-0,7M6,0E10T - Infrastructure charging socket



1627558

<https://www.phoenixcontact.com/us/products/1627558>

Please be informed that the data shown in this PDF document is generated from our online catalog. Please find the complete data in the user documentation. Our general terms of use for downloads are valid.



CHARX connect, GB/T, Infrastructure charging socket, 32 A , 440 V AC, length: 0.7 m, locking actuator: 12 V, 4-pos., Rear panel mounting, for charging electric vehicles with alternating current (AC), GB/T 20234.2-2015, With temperature measurement via Pt 1000 sensors

Product description

Infrastructure charging socket for charging electric vehicles (EV) with alternating current (AC), compatible with GB/T Infrastructure Plugs, for installation at charging stations for E-Mobility (EVSE)

Your advantages

- Uniform, space-saving installation space of all Phoenix Contact Infrastructure Socket Outlets
- Silver-plated surface of the power and signal contacts
- Developed and produced in accordance with the IATF 16949 automotive standard and ISO 9001
- Manual emergency release of the locking actuator
- Integrated temperature sensors for monitoring the temperature at the power contacts
- Integrated interlock during charging

Commercial data

Item number	1627558
Packing unit	1 pc
Minimum order quantity	1 pc
Product key	XWBADF
GTIN	4055626327884
Weight per piece (including packing)	650 g
Weight per piece (excluding packing)	650 g
Country of origin	CN

EV-GBM3SE12-3AC32A-0,7M6,0E10T - Infrastructure charging socket



1627558

<https://www.phoenixcontact.com/us/products/1627558>

Technical data

Product properties

Product type	Infrastructure charging socket
Product family	CHARX connect
Charging standard	GB/T
Charging mode	Mode 3, Case B
Customer variations	On request

Electrical properties

Type of signal transmission	Pulse width modulation
Note on the connection method	Crimp connection, cannot be disconnected
Temperature measurement	4x Pt 1000 (DIN EN 60751)

Charging power and current (AC charging, 3-phase)

Type of charging current	AC 3-phase
Charging current	32 A AC (3-phase)
Charging power	26.6 kW (3-phase)
Charging power rating	22 kW (32 A, 3-phase)
Rated voltage	480 V

Pin assignment (Power contacts)

Number	5 (L1, L2, L3, N, PE)
Rated voltage	440 V AC
Rated current	32 A

Pin assignment (Signal contacts)

Number	2 (CP, CC)
Rated voltage	30 V AC
Rated current	2 A

Locking actuator

Locking actuator	12 V, 4-pos.
	Top center position
Possible power supply range at the motor	9 V ... 16 V
Maximum voltage for locking detection	30 V
Typical motor current for locking	0.2 A
Reverse current of the motor	max. 1 A
Max. dwell time with reverse current	1000 ms
Recommended adaptation time	600 ms
Pause time after entry or exit path	3 s
Service life insertion cycles	> 10000 load cycles
Lock recognition	available
Mechanical emergency release	available

EV-GBM3SE12-3AC32A-0,7M6,0E10T - Infrastructure charging socket



1627558

<https://www.phoenixcontact.com/us/products/1627558>

Ambient temperature (operation)	-30 °C ... 50 °C
Cable length	0.5 m
Cable structure	4 x 0.5 mm ²

Temperature sensors (Pt 1000)

Sensor type	Pt 1000
Standards/regulations	DIN EN 60751
Attachment point	4 sensors for the AC contacts
Switch-off temperature	90 °C ±1 K (equivalent to a Pt 1000 value of 1346.5 Ω)
Long-term stability	0.06 % (after 1000 hours at 130 °C)
Recommended measured current	1 mA (1 V at 0°C)
Coefficient	3850 ppm/K
Ambient temperature	-50 °C ... 130 °C (Operation)

Cable/line

Cable length	0.7 m (AC cables)
	0.5 m (Locking actuator cables)
Cable structure	5x 6.0 mm ² + 2x 0.5 mm ²

Mechanical properties

Mechanical data

Insertion/withdrawal cycles	> 10000
Insertion force	< 100 N
Withdrawal force	< 100 N

Environmental and real-life conditions

Ambient conditions

Ambient temperature (operation)	-30 °C ... 50 °C
Ambient temperature (storage/transport)	-40 °C ... 80 °C
Altitude	5000 m (above sea level)

Standards and regulations

Standards

Standards/regulations	GB/T 20234.2-2015
-----------------------	-------------------

Mounting

Mounting type Infrastructure charging socket	Rear panel mounting (0 to 90 degree frontal inclination possible)
Mounting hole diameter	7.00 mm (ø)

EV-GBM3SE12-3AC32A-0,7M6,0E10T - Infrastructure charging socket



1627558

<https://www.phoenixcontact.com/us/products/1627558>

Drawings

Dimensional drawing



Hole image

EV-GBM3SE12-3AC32A-0,7M6,0E10T - Infrastructure charging socket



1627558

<https://www.phoenixcontact.com/us/products/1627558>

Dimensional drawing



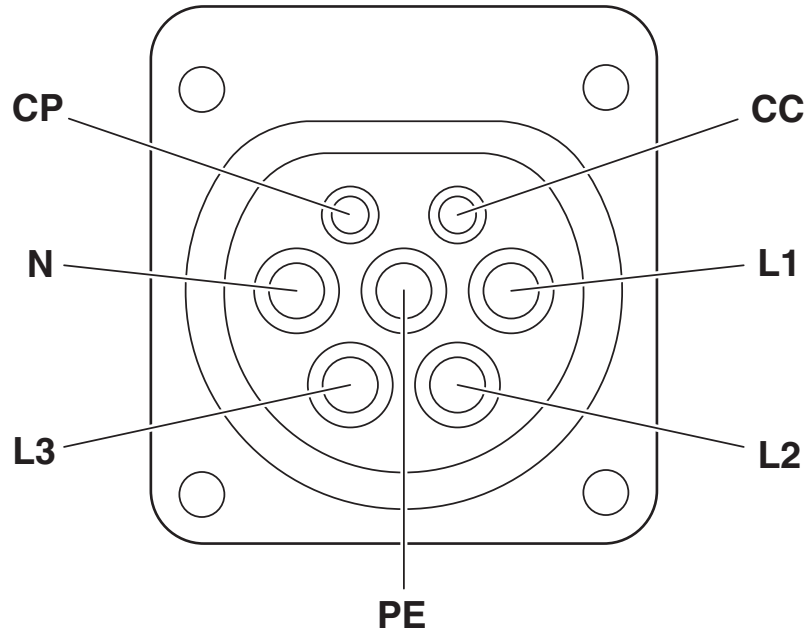
Dimensional drawing

EV-GBM3SE12-3AC32A-0,7M6,0E10T - Infrastructure charging socket

1627558

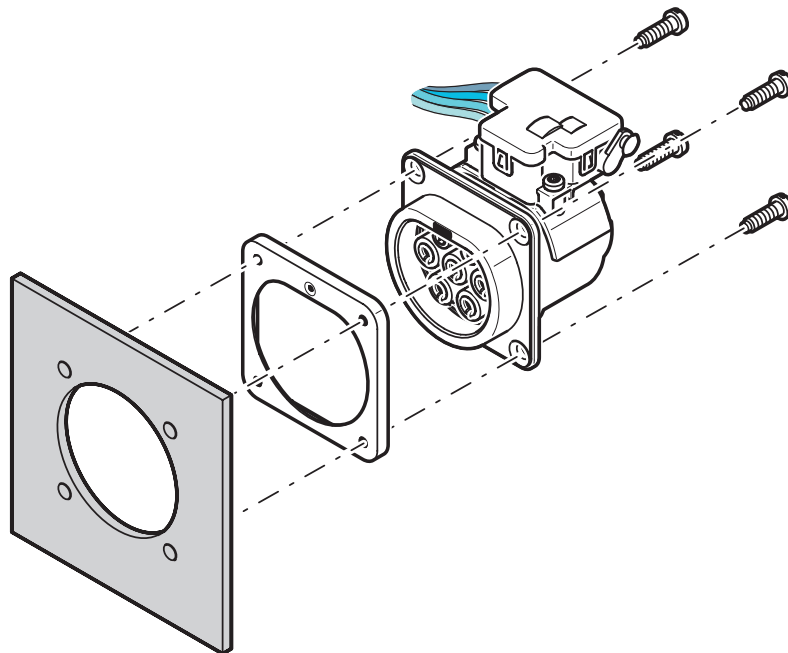
<https://www.phoenixcontact.com/us/products/1627558>

Connection diagram



Pin assignment of infrastructure charging socket

Schematic diagram



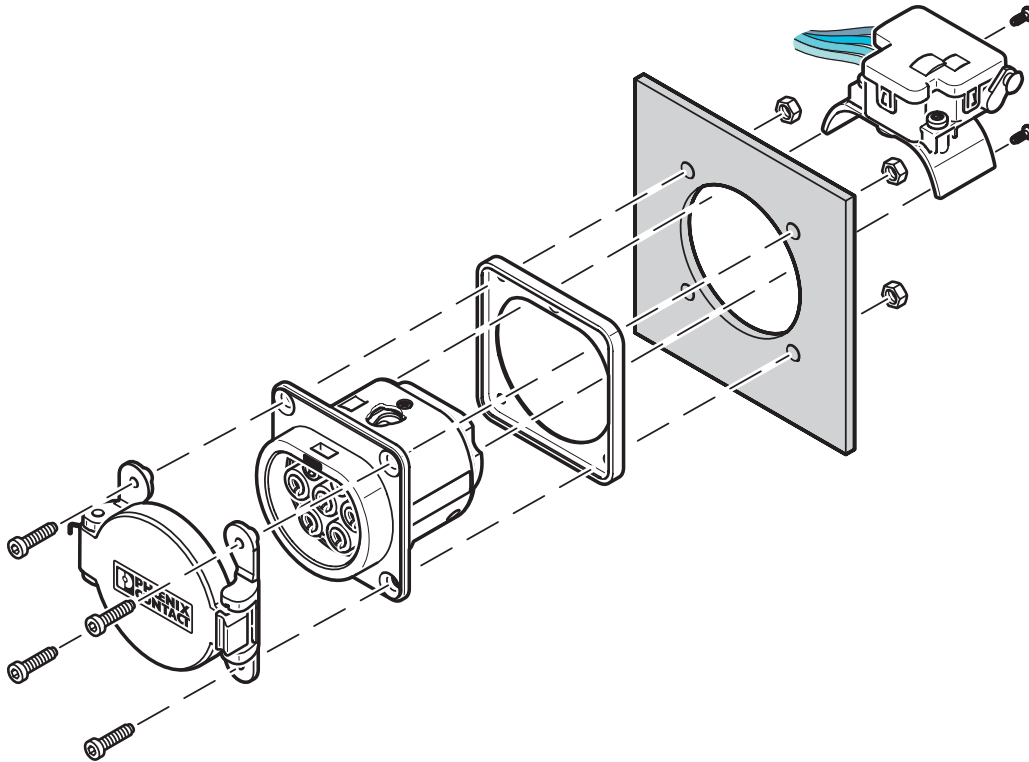
Rear mounting with locking actuator

EV-GBM3SE12-3AC32A-0,7M6,0E10T - Infrastructure charging socket

1627558

<https://www.phoenixcontact.com/us/products/1627558>

Schematic diagram



Front mounting with rear protective cover screw connection

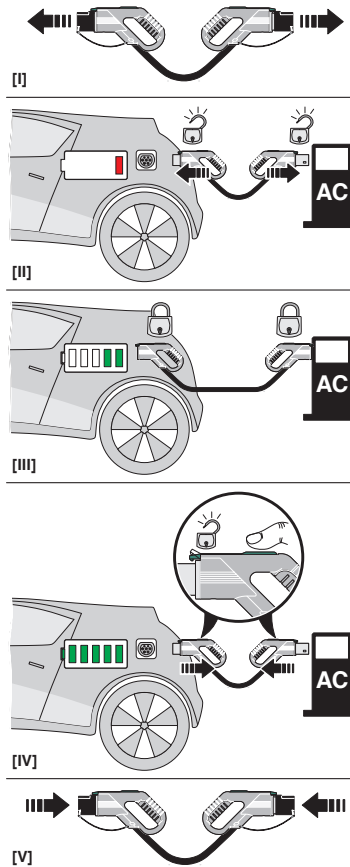
Front mounting is only possible when the locking actuator is removed. The screw connection for a protective cover from the accessories range (EV-GBSC...) only supports rear mounting.

EV-GBM3SE12-3AC32A-0,7M6,0E10T - Infrastructure charging socket

1627558

<https://www.phoenixcontact.com/us/products/1627558>

Schematic diagram

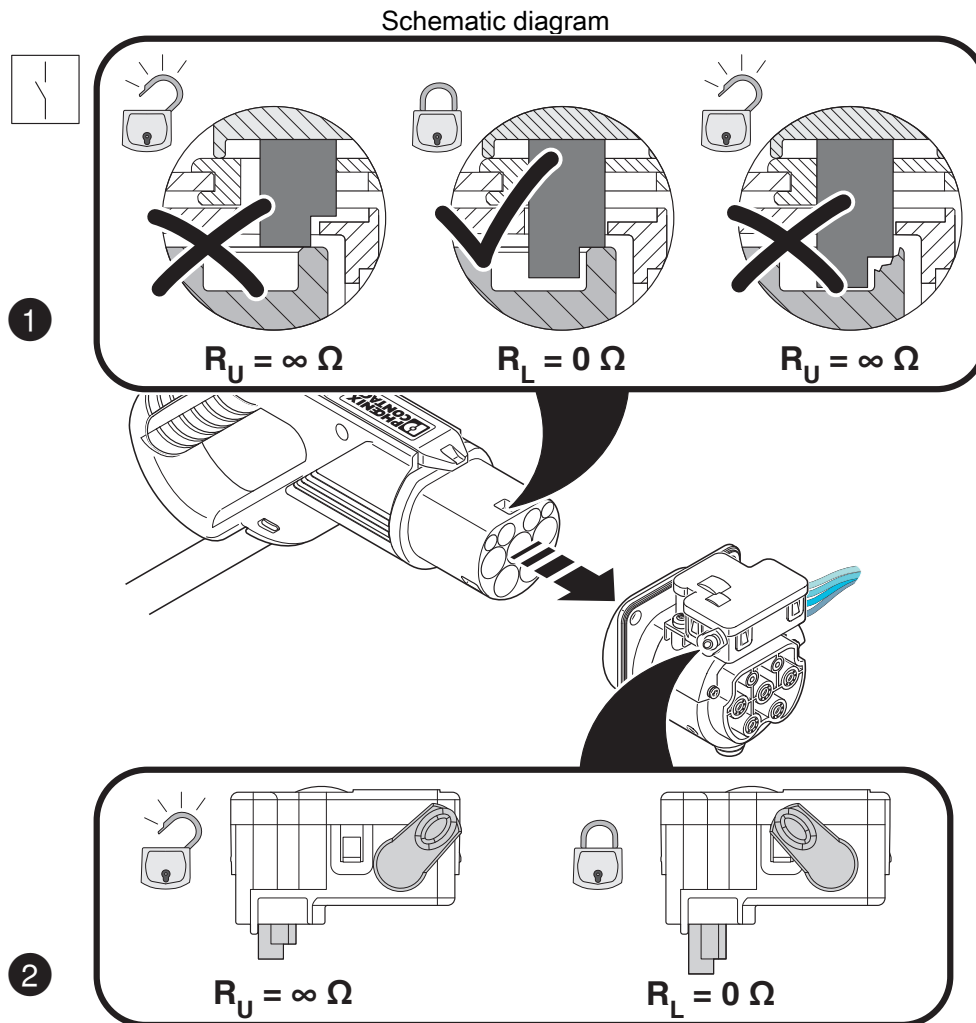


Operating instructions

EV-GBM3SE12-3AC32A-0,7M6,0E10T - Infrastructure charging socket

1627558

<https://www.phoenixcontact.com/us/products/1627558>



Detection of the Infrastructure Plug

Schematic diagram

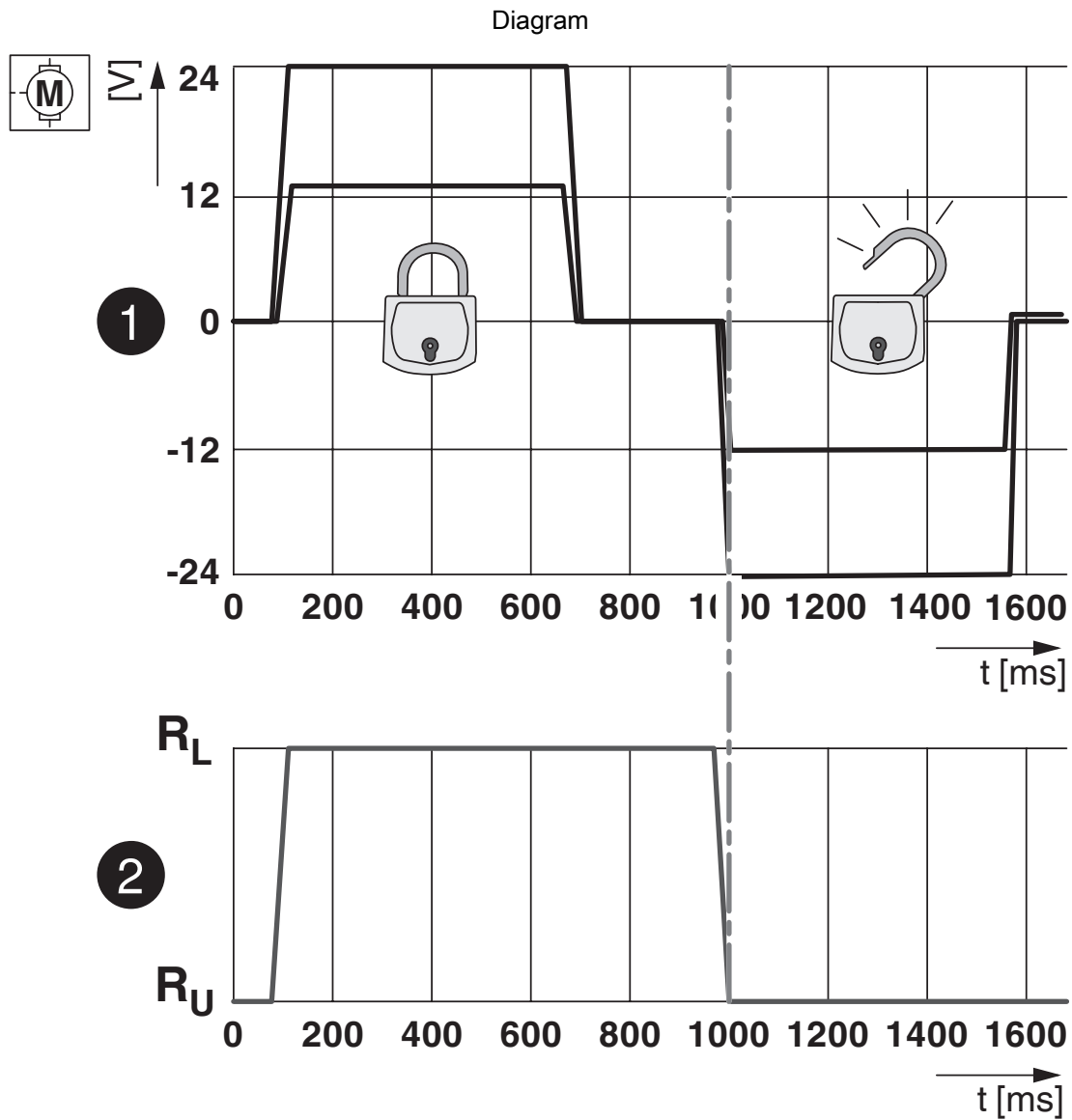


Installation positions

EV-GBM3SE12-3AC32A-0,7M6,0E10T - Infrastructure charging socket

1627558

<https://www.phoenixcontact.com/us/products/1627558>



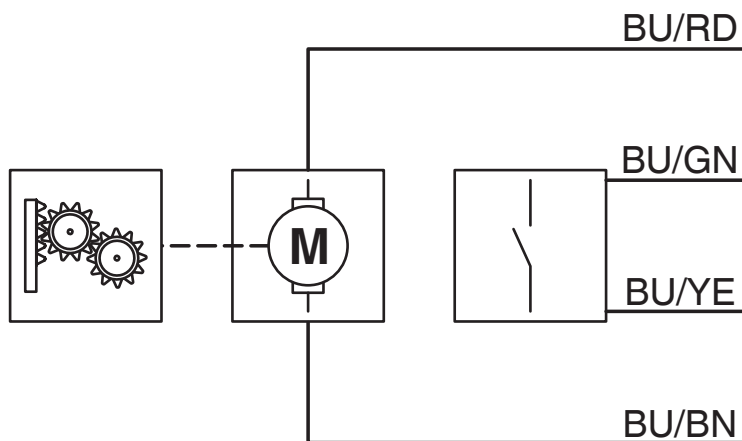
Locking states of the locking actuator

EV-GBM3SE12-3AC32A-0,7M6,0E10T - Infrastructure charging socket

1627558

<https://www.phoenixcontact.com/us/products/1627558>

Block diagram



Block diagram of the locking actuator

EV-GBM3SE12-3AC32A-0,7M6,0E10T - Infrastructure charging socket



1627558

<https://www.phoenixcontact.com/us/products/1627558>

Environmental product compliance

China RoHS

Environment friendly use period (EFUP)	EFUP-10
	An article-related China RoHS declaration table can be found in the download area for the respective article under "Manufacturer declaration". For all articles with EFUP-E, no China RoHS declaration table issued and required.

EU REACH SVHC

REACH candidate substance (CAS No.)	No substance above 0.1 wt%
-------------------------------------	----------------------------

Phoenix Contact 2026 © - all rights reserved
<https://www.phoenixcontact.com>

Phoenix Contact USA
586 Fulling Mill Road
Middletown, PA 17057, United States
(+717) 944-1300
info@phoenixcon.com