

# SH-8EPC58AWA00S - Device connector front mounting

1621569

<https://www.phoenixcontact.com/us/products/1621569>

Please be informed that the data shown in this PDF document is generated from our online catalog. Please find the complete data in the user documentation. Our general terms of use for downloads are valid.

CAT5



M23, Device connector front mounting, application: Hybrid, series: SH, straight, shielded: yes, for standard and SPEEDCON interlock, No. of pos.: 4+4+4+PE / 3+N+PE, CAT5, 100 Mbps, contact connection type: Pin, Crimp connection, Axial O-ring, flange dimensions: 26 mm x 26 mm

The figure shows the product with assembled crimp contacts. Please order crimp contacts separately.

## Your advantages

- Transmission of signals, data, and power in just a single connector
- CAT5 data interface for up to 100 Mbps
- Safe use in the field, thanks to high degree of protection
- Consistent EMC protection for reliable connection solutions in the industrial environment

## Commercial data

Item number	1621569
Packing unit	1 pc
Minimum order quantity	1 pc
Sales key	AB33
Product key	ABRCDL
GTIN	4046356937177
Weight per piece (including packing)	56 g
Weight per piece (excluding packing)	38.602 g
Customs tariff number	85366990
Country of origin	DE

# SH-8EPC58AWA00S - Device connector front mounting



1621569

<https://www.phoenixcontact.com/us/products/1621569>

## Technical data

### Notes

Order information:	Crimp contacts, 4x Ø 0.8 mm, 4x Ø 1 mm, 5x Ø 2 mm, order separately
--------------------	---

### Safety note

Safety note	WARNING: The connectors may not be plugged in or disconnected under load. Ignoring the warning or improper use may damage persons and/or property.
	<ul style="list-style-type: none"><li>• WARNING: Commission properly functioning products only. The products must be regularly inspected for damage. Decommission defective products immediately. Replace damaged products. Repairs are not possible.</li></ul>
	<ul style="list-style-type: none"><li>• WARNING: Only electrically qualified personnel may install and operate the product. They must observe the following safety notes. The qualified personnel must be familiar with the basics of electrical engineering. They must be able to recognize and prevent danger. The relevant symbol on the packaging indicates that only personnel familiar with electrical engineering are allowed to install and operate the product.</li></ul>
	<ul style="list-style-type: none"><li>• The products are suitable for applications in plant, controller, and electrical device engineering.</li></ul>
	<ul style="list-style-type: none"><li>• When operating the connectors in outdoor applications, they must be separately protected against environmental influences.</li></ul>
	<ul style="list-style-type: none"><li>• Assembled products may not be manipulated or improperly opened.</li></ul>
	<ul style="list-style-type: none"><li>• Only use mating connectors that are specified in the technical data of the standards listed (e.g. the ones listed in the product accessories online at <a href="https://www.phoenixcontact.com/products">phoenixcontact.com/products</a>).</li></ul>
	<ul style="list-style-type: none"><li>• When using the product in direct connection with third-party manufacturers, the user is responsible.</li></ul>
	<ul style="list-style-type: none"><li>• For operating voltages &gt; 50 V AC, conductive connector housings must be grounded</li></ul>
	<ul style="list-style-type: none"><li>• Ensure that the protective or functional ground has been properly connected.</li></ul>
	<ul style="list-style-type: none"><li>• VDE 0100/1.97 § 411.1.3.2 and DIN EN 60 204/11.98 § 14.1.3 are applicable when combining several circuits in a cable and/or connector</li></ul>
	<ul style="list-style-type: none"><li>• Only use tools recommended by Phoenix Contact</li></ul>
	<ul style="list-style-type: none"><li>• The installation notes/Design In documents online on the download page at <a href="https://www.phoenixcontact.com/products">phoenixcontact.com/products</a> must be observed for this product.</li></ul>
	<ul style="list-style-type: none"><li>• Operate the connector only when it is fully plugged in and interlocked.</li></ul>
<ul style="list-style-type: none"><li>• Ensure that when laying the cable, the tensile load on the connectors does not exceed the upper limit specified in the standards.</li></ul>	
<ul style="list-style-type: none"><li>• Observe the minimum bending radius of the cable. Lay the cable without twisting it.</li></ul>	
<ul style="list-style-type: none"><li>• The connector warms up in normal operation. Depending on the ambient conditions, the surface of the connector can continue to</li></ul>	

# SH-8EPC58AWA00S - Device connector front mounting



1621569

<https://www.phoenixcontact.com/us/products/1621569>

	warm up. In this case, the user is responsible for posting warnings (e.g. DIN EN ISO 13732-1:2008-12).
--	--

## Product properties

Product type	Circular connectors (device side)
Application	Hybrid

## Electrical properties

Transmission speed	100 Mbps
--------------------	----------

## Connector

### Insulating body

Note	Order information: Crimp contacts, 4x Ø 0.8 mm, 4x Ø 1 mm, 5x Ø 2 mm, order separately
Protection against electric shock	IEC 61984 and VDE 0623
Data rate	100 Mbps
Material (Insulating body)	PA 6.6
Flammability rating according to UL 94	V0
Insertion/withdrawal cycles	100
Connection method	Crimp connection
Contact switching type	Pin
Application	Hybrid
Number of positions	13
Connection profile	4+4+4+PE / 3+N+PE
Installation height	2000 m (4000 m at 300 V system voltage in accordance with DIN EN 606664-1)
Number (Power contacts)	5
Diameter (Litz wire outer diameter / Power contacts)	max. 4.15 mm (Outer cable sheath)
Contact diameter (Power contacts)	2 mm
Litz wires Min. cross section (Power contacts)	0.25 mm <sup>2</sup>
Litz wires Max. cross section (Power contacts)	4 mm <sup>2</sup>
Rated current Contact (Power contacts)	30 A (for max. connection cross section)
Rated voltage Contact (Power contacts)	630 V AC (Overvoltage category III/3)
	850 V DC (Overvoltage category II/3)
Rated surge voltage	6 kV
Degree of pollution	3
Number (Data contacts)	4
Diameter (External cable diameter / Data contacts)	max. 1.55 mm (Outer cable sheath)
Contact diameter (Data contacts)	0.8 mm
Litz wires Max. cross section (Data contacts)	0.5 mm <sup>2</sup>
Rated current Contact (Data contacts)	3.6 A (for max. connection cross section)
Rated voltage Contact (Data contacts)	50 V AC/DC (Contact 5 ... 8)
Rated surge voltage	1.5 kV
Overvoltage category	II, III
Degree of pollution	3

# SH-8EPC58AWA00S - Device connector front mounting



1621569

<https://www.phoenixcontact.com/us/products/1621569>

Number (Signal contacts)	4
Diameter (External cable diameter / Signal contacts)	max. 2.1 mm (Outer cable sheath)
Contact diameter (Signal contacts)	1 mm
Litz wires Max. cross section (Signal contacts)	1 mm <sup>2</sup>
Rated current Contact (Signal contacts)	8 A (for max. connection cross section)
Rated voltage Contact (Signal contacts)	50 V AC/DC (Contact 1 ... 4)
Rated surge voltage	1.5 kV
Overvoltage category	III
Degree of pollution	3

## Housing

Type	Flange housing
Thread type	M23
Design	straight
Type of locking	for standard and SPEEDCON interlock
Pg screw connection	none
Mounting type	Front mounting/square flange (4x Ø 3.2 mm)
Flange dimensions	26 mm x 26 mm
Housing material	Turned parts: copper zinc alloy (CuZn), die-cast parts: zinc (GD-Zn)
Material for screw connection	CuZn
Degree of protection (plugged in)	IP67 IP68
Seal for the device	Axial O-ring

## Environmental and real-life conditions

### Ambient conditions

Ambient temperature (operation)	-40 °C ... 115 °C (see derating curve)
Permissible humidity (storage/transport)	50 % ... 65 %

# SH-8EPC58AWA00S - Device connector front mounting

1621569

<https://www.phoenixcontact.com/us/products/1621569>

## Drawings

Dimensional drawing



Installation dimensions



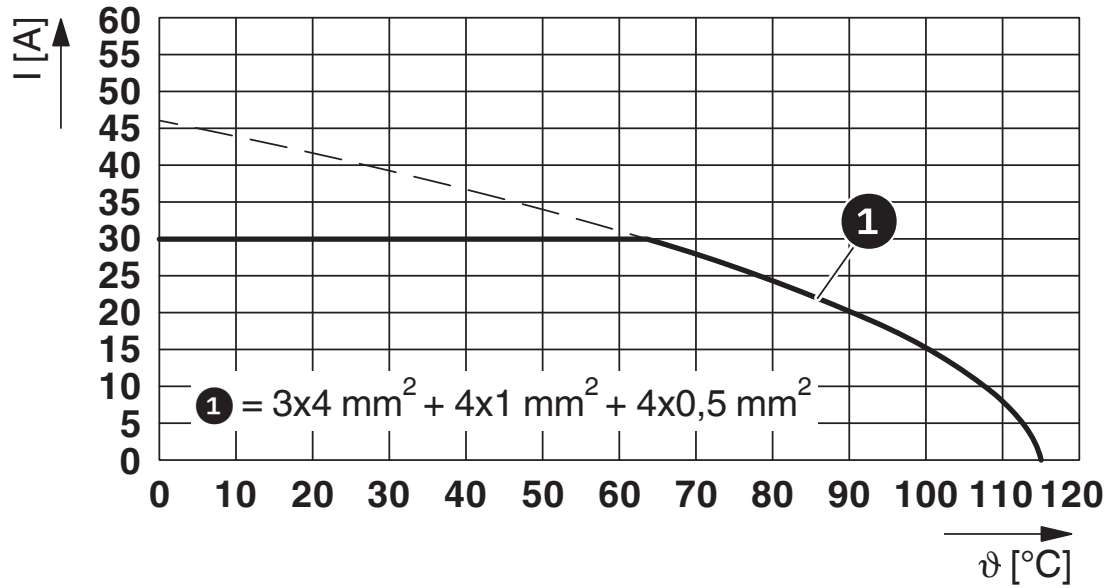
# SH-8EPC58AWA00S - Device connector front mounting



1621569

<https://www.phoenixcontact.com/us/products/1621569>

Diagram



$I$  = current strength,  $\vartheta$  = ambient temperature, power contacts A-C: 3 x up to 30 A, signal contacts: 4 x 2 A constant, data contacts: 4 x 1 A constant

# SH-8EPC58AWA00S - Device connector front mounting





1621569


<https://www.phoenixcontact.com/us/products/1621569>

## Approvals

To download certificates, visit the product detail page: <https://www.phoenixcontact.com/us/products/1621569>

 <b>cUL Recognized</b> Approval ID: E153698-20181206				
	Nominal voltage $U_N$	Nominal current $I_N$	Cross section AWG	Cross section $mm^2$
keine				
Power	600 V	21.4 A	12	-
Control	50 V	4 A	18	-

 <b>UL Recognized</b> Approval ID: E153698-20181206				
	Nominal voltage $U_N$	Nominal current $I_N$	Cross section AWG	Cross section $mm^2$
keine				
Power	600 V	24 A	12	-
Control	50 V	4 A	18	-

 <b>cULus Recognized</b> Approval ID: E468743				
	Nominal voltage $U_N$	Nominal current $I_N$	Cross section AWG	Cross section $mm^2$
keine				
Power	600 V	16 A	-	-
Signal	50 V	4 A	-	-
Data	30 V	1 A	-	-

# SH-8EPC58AWA00S - Device connector front mounting



1621569

<https://www.phoenixcontact.com/us/products/1621569>

## Classifications

### ECLASS

ECLASS-13.0	27440109
ECLASS-15.0	27440109

### ETIM

ETIM 10.0	EC003569
-----------	----------

### UNSPSC

UNSPSC 21.0	39121400
-------------	----------

# SH-8EPC58AWA00S - Device connector front mounting



1621569

<https://www.phoenixcontact.com/us/products/1621569>

## Environmental product compliance

### EU RoHS

Fulfills EU RoHS substance requirements	Yes, No exemptions
---	--------------------

### China RoHS

Environment friendly use period (EFUP)	EFUP-E
	No hazardous substances above the limits

### EU REACH SVHC

REACH candidate substance (CAS No.)	No substance above 0.1 wt%
-------------------------------------	----------------------------

Phoenix Contact 2026 © - all rights reserved  
<https://www.phoenixcontact.com>

Phoenix Contact USA  
586 Fulling Mill Road  
Middletown, PA 17057, United States  
(+717) 944-1300  
[info@phoenixcon.com](mailto:info@phoenixcon.com)