

# ST-8ES1N8AW500S - Device connector front mounting

1620461

<https://www.phoenixcontact.com/us/products/1620461>

Please be informed that the data shown in this PDF document is generated from our online catalog. Please find the complete data in the user documentation. Our general terms of use for downloads are valid.



The figure shows the 8-position version

Device connector front mounting, application: Power, straight, for standard and SPEEDCON interlock, M17, number of positions: 5+3+PE, contact connection type: Socket, Axial O-ring, shielded: yes, flange dimensions: 25.75 mm x 25.75 mm, number of positions: 9, connection method: Crimp connection, series: ST, This product is in the process of being discontinued. This product must no longer be considered for new projects. Please contact your sales representative for alternatives.

## Your advantages

- Consistent EMC protection for reliable connection solutions in the industrial environment
- Crimping connection: vibration- and temperature-resistant assembly
- Flexible mounting, thanks to snap-in contact inserts

## Commercial data

|                                      |                                |
|--------------------------------------|--------------------------------|
| Item number                          | 1620461                        |
| Packing unit                         | 1 pc                           |
| Minimum order quantity               | 1 pc                           |
| Note                                 | Made to order (non-returnable) |
| Sales key                            | AB32                           |
| Product key                          | ABRBEL                         |
| GTIN                                 | 4046356828123                  |
| Weight per piece (including packing) | 46 g                           |
| Weight per piece (excluding packing) | 31.712 g                       |
| Customs tariff number                | 85366990                       |
| Country of origin                    | DE                             |

# ST-8ES1N8AW500S - Device connector front mounting



1620461

<https://www.phoenixcontact.com/us/products/1620461>

## Technical data

### Notes

|                    |  |
|--------------------|--|
| Order information: | Order crimp contacts 5 x 0.6 mm, 4 x Ø 1 mm separately |
|--------------------|--|

### Safety note

|  |  |
|--|--|
| Safety note  | WARNING: The connectors may not be plugged in or disconnected under load. Ignoring the warning or improper use may damage persons and/or property.   |
|  | <ul style="list-style-type: none"><li>• WARNING: Commission properly functioning products only. The products must be regularly inspected for damage. Decommission defective products immediately. Replace damaged products. Repairs are not possible.</li></ul>  |
|  | <ul style="list-style-type: none"><li>• WARNING: Only electrically qualified personnel may install and operate the product. They must observe the following safety notes. The qualified personnel must be familiar with the basics of electrical engineering. They must be able to recognize and prevent danger. The relevant symbol on the packaging indicates that only personnel familiar with electrical engineering are allowed to install and operate the product.</li></ul> |
|  | <ul style="list-style-type: none"><li>• The products are suitable for applications in plant, controller, and electrical device engineering.</li></ul>  |
|  | <ul style="list-style-type: none"><li>• When operating the connectors in outdoor applications, they must be separately protected against environmental influences.</li></ul>   |
|  | <ul style="list-style-type: none"><li>• Assembled products may not be manipulated or improperly opened.</li></ul>  |
|  | <ul style="list-style-type: none"><li>• Only use mating connectors that are specified in the technical data of the standards listed (e.g. the ones listed in the product accessories online at <a href="https://www.phoenixcontact.com/products">phoenixcontact.com/products</a>).</li></ul>   |
|  | <ul style="list-style-type: none"><li>• When using the product in direct connection with third-party manufacturers, the user is responsible.</li></ul>   |
|  | <ul style="list-style-type: none"><li>• For operating voltages &gt; 50 V AC, conductive connector housings must be grounded</li></ul>  |
|  | <ul style="list-style-type: none"><li>• Ensure that the protective or functional ground has been properly connected.</li></ul>   |
|  | <ul style="list-style-type: none"><li>• VDE 0100/1.97 § 411.1.3.2 and DIN EN 60 204/11.98 § 14.1.3 are applicable when combining several circuits in a cable and/or connector</li></ul>  |
|  | <ul style="list-style-type: none"><li>• Only use tools recommended by Phoenix Contact</li></ul>  |
|  | <ul style="list-style-type: none"><li>• The installation notes/Design In documents online on the download page at <a href="https://www.phoenixcontact.com/products">phoenixcontact.com/products</a> must be observed for this product.</li></ul>   |
|  | <ul style="list-style-type: none"><li>• Operate the connector only when it is fully plugged in and interlocked.</li></ul>  |
| <ul style="list-style-type: none"><li>• Ensure that when laying the cable, the tensile load on the connectors does not exceed the upper limit specified in the standards.</li></ul>  |  |
| <ul style="list-style-type: none"><li>• Observe the minimum bending radius of the cable. Lay the cable without twisting it.</li></ul>  |  |
| <ul style="list-style-type: none"><li>• The connector warms up in normal operation. Depending on the ambient conditions, the surface of the connector can continue to warm up. In this case, the user is responsible for posting</li></ul> |  |

# ST-8ES1N8AW500S - Device connector front mounting



1620461

<https://www.phoenixcontact.com/us/products/1620461>

warnings (e.g. DIN EN ISO 13732-1:2008-12).

## Mounting

|               |  |
|---------------|--|
| Mounting type | Front mounting/square flange (4x Ø 3.2 mm) |
|---------------|--|

## Product properties

|                     |                                   |
|---------------------|-----------------------------------|
| Product type        | Circular connectors (device side) |
| Series              | ST                                |
| Application         | Power                             |
| Number of positions | 9                                 |
| Connection profile  | 5+3+PE                            |
| Shielded            | yes                               |
| Coding              | N                                 |
| Thread type         | M17                               |

## Dimensions

### Housing

|                   |                     |
|-------------------|---------------------|
| Flange dimensions | 25.75 mm x 25.75 mm |
|-------------------|---------------------|

## Electrical properties

### Contact: Contact group 1

|                       |       |
|-----------------------|-------|
| Contact diameter      | 1 mm  |
| Nominal current $I_N$ | 14 A  |
| Nominal voltage $U_N$ | 630 V |
| Overvoltage category  | III   |
| Degree of pollution   | 3     |
| Rated surge voltage   | 6 kV  |

### Contact: Contact group 2

|                       |        |
|-----------------------|--------|
| Contact diameter      | 0.6 mm |
| Nominal current $I_N$ | 3.6 A  |
| Nominal voltage $U_N$ | 60 V   |
| Overvoltage category  | III    |
| Degree of pollution   | 3      |
| Rated surge voltage   | 1.5 kV |

## Connection data

### Conductor connection

|                         |                  |
|-------------------------|------------------|
| Connection method       | Crimp connection |
| Contact connection type | Socket           |

## Connector

|                       |          |
|-----------------------|----------|
| Type                  | straight |
| Direction of rotation | Standard |

# ST-8ES1N8AW500S - Device connector front mounting



1620461

<https://www.phoenixcontact.com/us/products/1620461>

## Connection 1

|             |        |
|-------------|--------|
| Head design | Socket |
|-------------|--------|

## Environmental and real-life conditions

### Ambient conditions

|  |                   |
|--|-------------------|
| Degree of protection                     | IP67              |
| Ambient temperature (operation)          | -40 °C ... 125 °C |
| Altitude                                 | 2000 m            |
| Permissible humidity (storage/transport) | 50 % ... 65 %     |

# ST-8ES1N8AW500S - Device connector front mounting

1620461

<https://www.phoenixcontact.com/us/products/1620461>

## Drawings

Schematic diagram



Installation dimensions

Schematic diagram



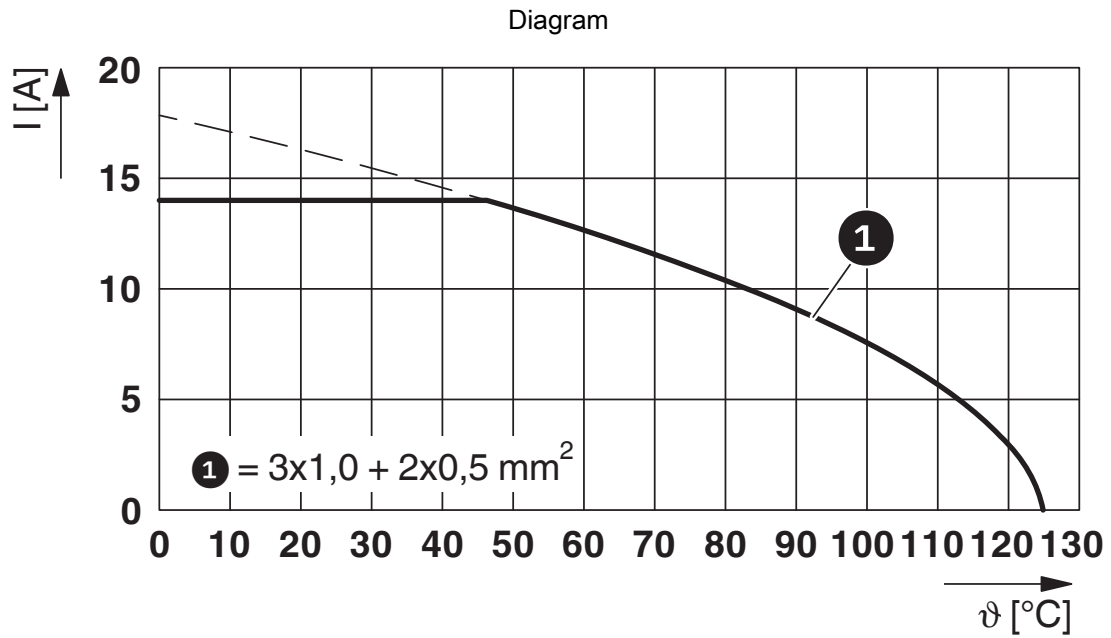
Connector pin assignment

# ST-8ES1N8AW500S - Device connector front mounting



1620461

<https://www.phoenixcontact.com/us/products/1620461>



$I$  = current strength,  $\vartheta$  = ambient temperature, 3x 14 A + 2x 2 A constant

# ST-8ES1N8AW500S - Device connector front mounting




1620461


<https://www.phoenixcontact.com/us/products/1620461>


## Approvals

To download certificates, visit the product detail page: <https://www.phoenixcontact.com/us/products/1620461>

|  <b>UL Recognized</b><br>Approval ID: E153698-20140124 |                       |                       |                   |                      |
|---|-----------------------|-----------------------|-------------------|----------------------|
|   | Nominal voltage $U_N$ | Nominal current $I_N$ | Cross section AWG | Cross section $mm^2$ |
| keine   |                       |                       |                   |                      |
| Power   | 600 V                 | 3.5 A                 | -                 | -                    |
| Signal  | 60 V                  | 3.5 A                 | -                 | -                    |

|  <b>cUL Recognized</b><br>Approval ID: E153698-20140124 |                       |                       |                   |                      |
|--|-----------------------|-----------------------|-------------------|----------------------|
|  | Nominal voltage $U_N$ | Nominal current $I_N$ | Cross section AWG | Cross section $mm^2$ |
| keine  |                       |                       |                   |                      |
| Power  | 600 V                 | 3.5 A                 | -                 | -                    |
| Signal   | 60 V                  | 3.5 A                 | -                 | -                    |

|  <b>cUL Recognized</b><br>Approval ID: E335019-20111129 |                       |                       |                   |                      |
|--|-----------------------|-----------------------|-------------------|----------------------|
|  | Nominal voltage $U_N$ | Nominal current $I_N$ | Cross section AWG | Cross section $mm^2$ |
| keine  |                       |                       |                   |                      |
| Power  | 600 V                 | 3.5 A                 | -                 | -                    |
| Signal   | 60 V                  | 3.5 A                 | -                 | -                    |

|  <b>UL Recognized</b><br>Approval ID: E335019-20111129 |                       |                       |                   |                      |
|---|-----------------------|-----------------------|-------------------|----------------------|
|   | Nominal voltage $U_N$ | Nominal current $I_N$ | Cross section AWG | Cross section $mm^2$ |
| keine   |                       |                       |                   |                      |
| Power   | 600 V                 | 3.5 A                 | -                 | -                    |
| Signal  | 60 V                  | 3.5 A                 | -                 | -                    |

|  <b>UL Listed</b><br>Approval ID: E468743-20210825 |                       |                       |                   |                      |
|---|-----------------------|-----------------------|-------------------|----------------------|
|   | Nominal voltage $U_N$ | Nominal current $I_N$ | Cross section AWG | Cross section $mm^2$ |
| keine   |                       |                       |                   |                      |
| Power   | 600 V                 | 10 A                  | 18                | 18                   |
| Signal  | 60 V                  | 2 A                   | 20                | 20                   |

|  <b>cUL Listed</b><br>Approval ID: E468743-20210825 |  |  |  |  |
|--|--|--|--|--|
|--|--|--|--|--|

# ST-8ES1N8AW500S - Device connector front mounting



1620461

<https://www.phoenixcontact.com/us/products/1620461>

|        | Nominal voltage $U_N$ | Nominal current $I_N$ | Cross section AWG | Cross section $\text{mm}^2$ |
|--------|-----------------------|-----------------------|-------------------|-----------------------------|
| keine  |                       |                       |                   |                             |
| Power  | 600 V                 | 8 A                   | 18                | -                           |
| Signal | 60 V                  | 2 A                   | 20                | -                           |

# ST-8ES1N8AW500S - Device connector front mounting



1620461

<https://www.phoenixcontact.com/us/products/1620461>

## Classifications

### ECLASS

|             |          |
|-------------|----------|
| ECLASS-13.0 | 27440109 |
| ECLASS-15.0 | 27440109 |

### ETIM

|           |          |
|-----------|----------|
| ETIM 10.0 | EC003569 |
|-----------|----------|

### UNSPSC

|             |          |
|-------------|----------|
| UNSPSC 21.0 | 39121400 |
|-------------|----------|

# ST-8ES1N8AW500S - Device connector front mounting



1620461

<https://www.phoenixcontact.com/us/products/1620461>

## Environmental product compliance

### EU RoHS

|   |                    |
|---|--------------------|
| Fulfills EU RoHS substance requirements | Yes, No exemptions |
|---|--------------------|

### China RoHS

|  |  |
|--|--|
| Environment friendly use period (EFUP) | EFUP-E                                   |
|  | No hazardous substances above the limits |

### EU REACH SVHC

|                                     |                            |
|-------------------------------------|----------------------------|
| REACH candidate substance (CAS No.) | No substance above 0.1 wt% |
|-------------------------------------|----------------------------|

Phoenix Contact 2026 © - all rights reserved  
<https://www.phoenixcontact.com>

Phoenix Contact USA  
586 Fulling Mill Road  
Middletown, PA 17057, United States  
(+717) 944-1300  
[info@phoenixcon.com](mailto:info@phoenixcon.com)