

VC-AR3/4M-S8888-SET - Contact insert set




1607418

<https://www.phoenixcontact.com/us/products/1607418>

Please be informed that the data shown in this PDF document is generated from our online catalog. Please find the complete data in the user documentation. Our general terms of use for downloads are valid.

Contact insert set, Range of articles: VARIOCON, design: VC3, number of positions: 32, min. conductor cross-section: 0.14 mm², max. conductor cross-section: 1.5 mm², rated voltage: 160, rated current: 10 A, Connectors may only be connected/disconnected when under no load.



The figure shows the 32-pos. version

Your advantages

- Proven COMBICON technology
- Universal connection
- Can be keyed to prevent incorrect connection

Commercial data

Item number	1607418
Packing unit	5 pc
Minimum order quantity	1 pc
Sales key	AB01
Product key	ABLADB
GTIN	4017918941130
Weight per piece (including packing)	63.651 g
Weight per piece (excluding packing)	63.651 g
Customs tariff number	85366990
Country of origin	PL

Technical data

Notes

Safety note

<p>Safety note</p>	<p>WARNING: The connectors may not be plugged in or disconnected under load. Ignoring the warning or improper use may damage persons and/or property.</p> <ul style="list-style-type: none"> • WARNING: Commission properly functioning products only. The products must be regularly inspected for damage. Decommission defective products immediately. Replace damaged products. Repairs are not possible. • WARNING: Only electrically qualified personnel may install and operate the product. They must observe the following safety notes. The qualified personnel must be familiar with the basics of electrical engineering. They must be able to recognize and prevent danger. The relevant symbol on the packaging indicates that only personnel familiar with electrical engineering are allowed to install and operate the product. • The products are suitable for applications in plant, controller, and electrical device engineering. • When operating the connectors in outdoor applications, they must be separately protected against environmental influences. • Assembled products may not be manipulated or improperly opened. • Only use mating connectors that are specified in the technical data of the standards listed (e.g. the ones listed in the product accessories online at phoenixcontact.com/products). • When using the product in direct connection with third-party manufacturers, the user is responsible. • For operating voltages > 50 V AC, conductive connector housings must be grounded • Ensure that the protective or functional ground has been properly connected. • VDE 0100/1.97 § 411.1.3.2 and DIN EN 60 204/11.98 § 14.1.3 are applicable when combining several circuits in a cable and/or connector • Observe the corresponding technical data. You will find information: <ul style="list-style-type: none"> o On the product o On the packing label o In the supplied documentation o Online at phoenixcontact.com/products under the product • Only use tools recommended by Phoenix Contact • The installation notes/Design In documents online on the download page at phoenixcontact.com/products must be observed for this product. • Use a protective cap to protect connectors that are not in use. The suitable accessories are available online in the accessory section of the product at phoenixcontact.com/products • Operate the connector only when it is fully plugged in. • Ensure that when laying the cable, the tensile load on the connectors does not exceed the upper limit specified in the
--------------------	---

VC-AR3/4M-S8888-SET - Contact insert set



1607418

<https://www.phoenixcontact.com/us/products/1607418>

	standards.
	<ul style="list-style-type: none">• Observe the minimum bending radius of the cable. Lay the cable without twisting it.
	<ul style="list-style-type: none">• The connector warms up in normal operation. Depending on the ambient conditions, the surface of the connector can continue to warm up. In this case, the user is responsible for posting warnings (e.g. DIN EN ISO 13732-1:2008-12).

Product properties

Product type	Contact insert
Product family	VARIOCON
Series	VC-D
Type	VC3
Number of positions	32
Connection profile	31+PE
Number of module slots	4

Insulation characteristics

Degree of pollution	3
---------------------	---

Electrical properties

Rated voltage (II/2)	320 V
Rated voltage (III/2)	160 V
Rated voltage (III/3)	160 V
	160 V
Rated voltage	160
Rated surge voltage	2.5 kV
Rated surge voltage (III/3)	2.5 kV
Rated surge voltage	2.5 kV
Rated current	10 A
	10 A
	10 A
Nominal voltage U_N	160 V
Nominal current I_N	10 A

Connection data

Tightening torque	0.22 ... 0.25 Nm
Conductor cross-section flexible	0.14 mm ² ... 0.75 mm ²
Conductor cross-section rigid	0.14 mm ² ... 1.5 mm ²

Dimensions

VC-AR3/4M-S8888-SET - Contact insert set

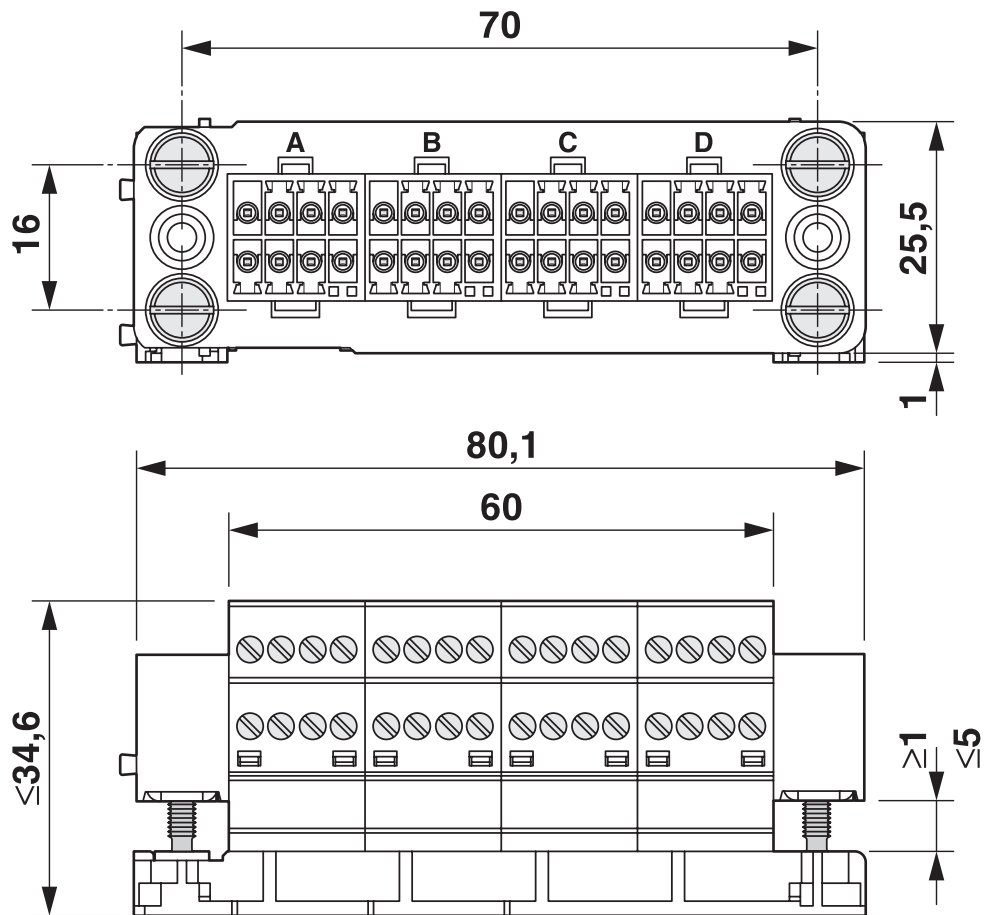


1607418

<https://www.phoenixcontact.com/us/products/1607418>

Drawings

Dimensional drawing



Contact insert

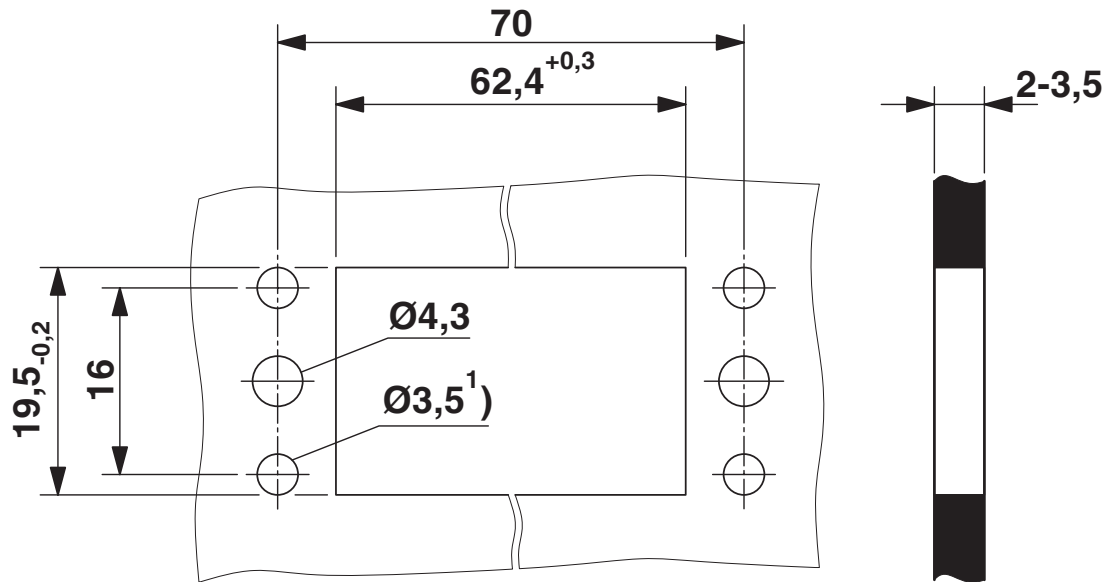
VC-AR3/4M-S8888-SET - Contact insert set



1607418

<https://www.phoenixcontact.com/us/products/1607418>

Dimensional drawing



VC-AR3/4M-S8888-SET - Contact insert set



1607418

<https://www.phoenixcontact.com/us/products/1607418>

Classifications

ECLASS

ECLASS-13.0

27440192

ETIM

ETIM 9.0

EC002943

UNSPSC

UNSPSC 21.0

39121400

VC-AR3/4M-S8888-SET - Contact insert set



1607418

<https://www.phoenixcontact.com/us/products/1607418>

Environmental product compliance

EU RoHS

Fulfills EU RoHS substance requirements	Yes, No exemptions
---	--------------------

China RoHS

Environment friendly use period (EFUP)	EFUP-E
	No hazardous substances above the limits

EU REACH SVHC

REACH candidate substance (CAS No.)	No substance above 0.1 wt%
-------------------------------------	----------------------------

Phoenix Contact 2026 © - all rights reserved
<https://www.phoenixcontact.com>

Phoenix Contact USA
586 Fulling Mill Road
Middletown, PA 17057, United States
(+717) 944-1300
info@phoenixcon.com