


HC-BB32-I-CT-F - Contact insert



1584745

<https://www.phoenixcontact.com/us/products/1584745>

Please be informed that the data shown in this PDF document is generated from our online catalog. Please find the complete data in the user documentation. Our general terms of use for downloads are valid.



Contact insert, number of positions: 32+PE, size: B16, number of connections per position: 1, Socket, Crimp connection, 500 V, 16 A, 0.5 mm² ... 4 mm²

Your advantages

- For fast coding with plastic profile (Order No. 1410916, type CP-HC-S)
- Shock and vibration-resistant in accordance with DIN EN 61373

Commercial data

Item number	1584745
Packing unit	1 pc
Minimum order quantity	1 pc
Sales key	BF61
Product key	AF7ABD
GTIN	4046356149266
Weight per piece (including packing)	69 g
Weight per piece (excluding packing)	68.9 g
Customs tariff number	85366990
Country of origin	CN

HC-BB32-I-CT-F - Contact insert



1584745

<https://www.phoenixcontact.com/us/products/1584745>

Technical data

Notes

General	For HEAVYCON ADVANCE and HEAVYCON housing of B16 type, crimp contacts CK 2,5-ED (crimp contacts not included in the scope of supply).
General	Connectors may be operated only when there is no load/voltage.

Mounting

Assembly note	To ensure correct use, installation in housing with IP54 protection or better is required
---------------	-------------------------------------------------------------------------------------------

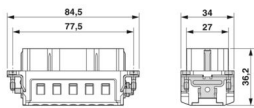
Product properties

Product type	Contact insert with a fixed no. of positions
Series	HC-BB
Type	B16 B32
Number of positions	32
Connection profile	32+PE
Contact numbering	1 - 32
Number of connections per position	1
Contact material type	turned

Insulation characteristics

Overvoltage category	III
Degree of pollution	3

Dimensions

Dimensional drawing	
Width	34 mm
Height	32.5 mm
Length	84.5 mm
Drill hole distance, horizontal	77.5 mm
Drill hole distance, vertical	27 mm

Mechanical characteristics

Minimum housing height	72 mm
Contact diameter	2.5 mm

Connection data

Connection technology

Connection technology	Crimp connection
-----------------------	------------------

HC-BB32-I-CT-F - Contact insert



1584745

<https://www.phoenixcontact.com/us/products/1584745>

Number of connections per position	1
Connection in acc. with standard	IEC / EN

Conductor connection

Conductor cross-section	0.5 mm ² ... 4 mm ²
Connection cross section AWG	20 ... 12
Tightening torque	0.8 Nm ... 1.2 Nm (PE connection)
	0.5 Nm ... 0.8 Nm (Mounting screws for mounting in the HEAVYCON housing)
Stripping length of the individual wire	7.5 mm

Electrical properties

Rated voltage (III/3)	500 V
Rated surge voltage	6 kV
Rated current	16 A

Mechanical properties

Mechanical data

Insertion/withdrawal cycles	≥ 500
-----------------------------	-------

Material specifications

Flammability rating according to UL 94	V0
Contact material	Copper alloy
Contact surface material	Ag (alternatively Au)
Contact carrier material	PC
Standards/regulations	PC

Environmental and real-life conditions

Ambient conditions

Ambient temperature (operation)	-40 °C ... 125 °C (including heating up of contacts)
---------------------------------	------------------------------------------------------

Standards and regulations

Testing

Standards/regulations	PC: Fire protection in rail vehicles - requirement sets R22, R23, and R24 acc. to DIN EN 45545-2 (Risk level HL1 - HL3)
-----------------------	-------------------------------------------------------------------------------------------------------------------------

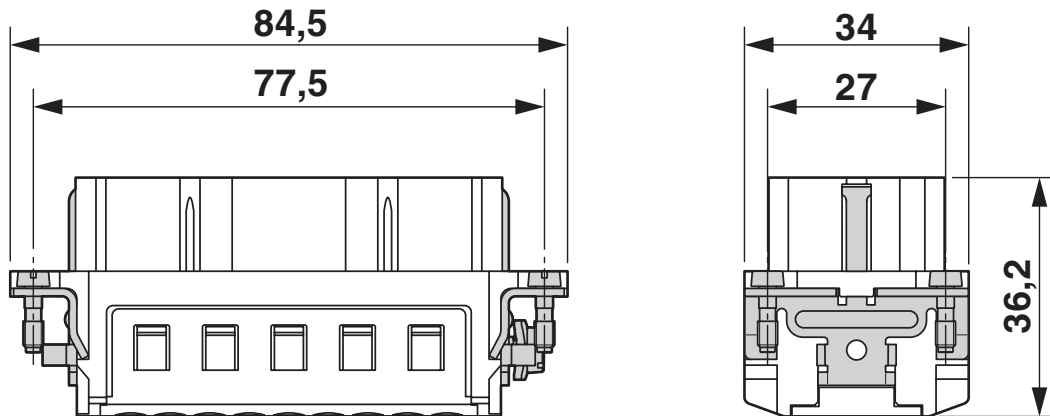
HC-BB32-I-CT-F - Contact insert

1584745

<https://www.phoenixcontact.com/us/products/1584745>

Drawings

Dimensional drawing



Female insert

Dimensional drawing



Mounting cutout when used without housing

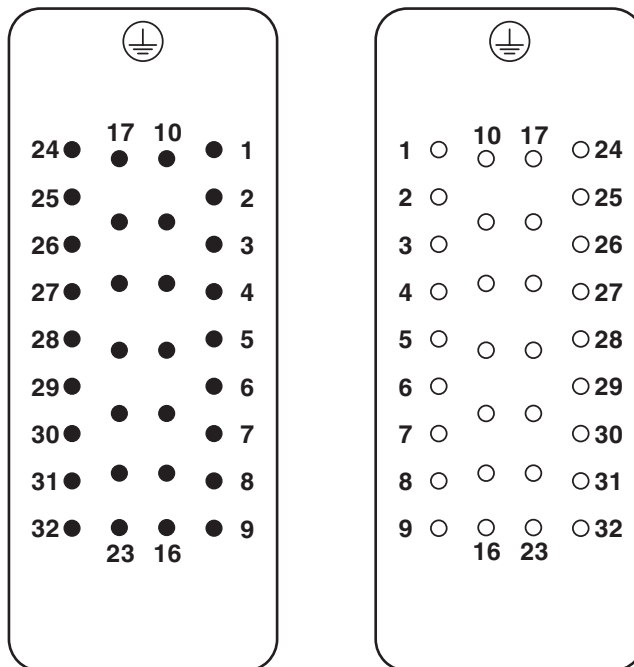
HC-BB32-I-CT-F - Contact insert



1584745

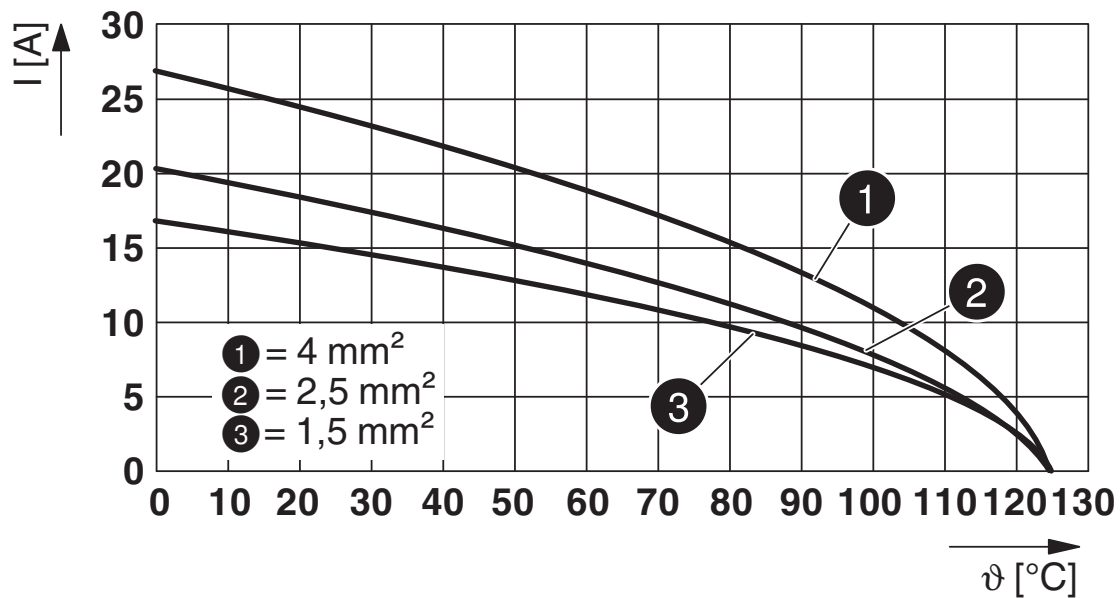
<https://www.phoenixcontact.com/us/products/1584745>

Schematic diagram



Connector pin assignment: Left pin - right socket

Diagram



Derating diagram

HC-BB32-I-CT-F - Contact insert



1584745

<https://www.phoenixcontact.com/us/products/1584745>

Approvals

To download certificates, visit the product detail page: <https://www.phoenixcontact.com/us/products/1584745>

DNV

Approval ID: TAE000037S



CSA

Approval ID: 013631_0_000

	Nominal voltage U_N	Nominal current I_N	Cross section AWG	Cross section mm^2
keine				
	600 V	13.5 A	- 12	-



UL Recognized

Approval ID: E118976

	Nominal voltage U_N	Nominal current I_N	Cross section AWG	Cross section mm^2
keine				
	600 V	16 A	- 12	-



UL Recognized

Approval ID: E468743

	Nominal voltage U_N	Nominal current I_N	Cross section AWG	Cross section mm^2
keine				
	600 V	16 A	-	-

HC-BB32-I-CT-F - Contact insert



1584745

<https://www.phoenixcontact.com/us/products/1584745>

Classifications

ECLASS

ECLASS-13.0	27440205
ECLASS-15.0	27440205

ETIM

ETIM 10.0	EC000438
-----------	----------

UNSPSC

UNSPSC 21.0	39121500
-------------	----------

HC-BB32-I-CT-F - Contact insert



1584745

<https://www.phoenixcontact.com/us/products/1584745>

Environmental product compliance

EU RoHS

Fulfills EU RoHS substance requirements	Yes, No exemptions
-----------------------------------------	--------------------

China RoHS

Environment friendly use period (EFUP)	EFUP-E
	No hazardous substances above the limits

EU REACH SVHC

REACH candidate substance (CAS No.)	No substance above 0.1 wt%
-------------------------------------	----------------------------

Phoenix Contact 2026 © - all rights reserved
<https://www.phoenixcontact.com>

Phoenix Contact USA
586 Fulling Mill Road
Middletown, PA 17057, United States
(+717) 944-1300
info@phoenixcon.com